



US00D766857S

(12) **United States Design Patent**
Won et al.

(10) **Patent No.:** **US D766,857 S**

(45) **Date of Patent:** **** Sep. 20, 2016**

(54) **TV RECEIVER**

CPC . G06F 1/1601; G06F 1/1643; H05K 5/0004;
H05K 5/0017; H05K 5/02; H05K 5/0217;
H04N 13/0459

(71) Applicant: **LG ELECTRONICS INC.**, Seoul
(KR)

See application file for complete search history.

(72) Inventors: **Hyojin Won**, Seoul (KR); **Hyeyoung Hong**, Seoul (KR); **Yongho Lee**, Seoul (KR); **Hewon Kihl**, Seoul (KR); **Jeongrok Lee**, Seoul (KR); **Junghoon Lee**, Seoul (KR)

(56) **References Cited**

U.S. PATENT DOCUMENTS

| | | | | |
|--------------|---------|--------|-------|---------|
| D524,764 S * | 7/2006 | Inaba | | D14/126 |
| D709,468 S * | 7/2014 | Seo | | D14/126 |
| D713,808 S * | 9/2014 | Ryu | | D14/126 |
| D719,539 S * | 12/2014 | Ryu | | D14/126 |
| D738,340 S * | 9/2015 | Ryu | | D14/126 |
| D743,363 S * | 11/2015 | Yokota | | D14/126 |
| D758,330 S * | 6/2016 | Lee | | D14/126 |

(73) Assignee: **LG ELECTRONICS INC.**, Seoul
(KR)

* cited by examiner

(**) Term: **15 Years**

Primary Examiner — Raphael Barkai

(21) Appl. No.: **29/530,854**

(74) *Attorney, Agent, or Firm* — Birch, Stewart, Kolasch & Birch, LLP

(22) Filed: **Jun. 19, 2015**

(30) **Foreign Application Priority Data**

Dec. 19, 2014 (KR) 30-2014-0062160

(51) **LOC (10) Cl.** **14-03**

(52) **U.S. Cl.**
USPC **D14/126**

(58) **Field of Classification Search**
USPC D14/125-134, 239, 371, 136, 374-377,
D14/440, 450, 448, 336, 342, 159; 312/7.2;
348/836, 838, 180, 184, 325, 739;
248/917-924, 465; 345/104, 133, 156,
345/168, 87, 173; D21/329, 515, 577, 622,
D21/333, 433, 448, 452, 450, 331, 505;
D10/15, 26; 446/484, 175, 356;
D6/477, 479, 300; D20/10, 19, 39

(57) **CLAIM**

The ornamental design for a TV receiver, as shown and described.

DESCRIPTION

FIG. 1 is a front, right side, perspective view of a TV receiver showing our new design;
FIG. 2 is a front view thereof;
FIG. 3 is a rear view thereof;
FIG. 4 is a left side view thereof;
FIG. 5 is a right side view thereof;
FIG. 6 is a top view thereof; and,
FIG. 7 is a bottom view thereof.

1 Claim, 3 Drawing Sheets

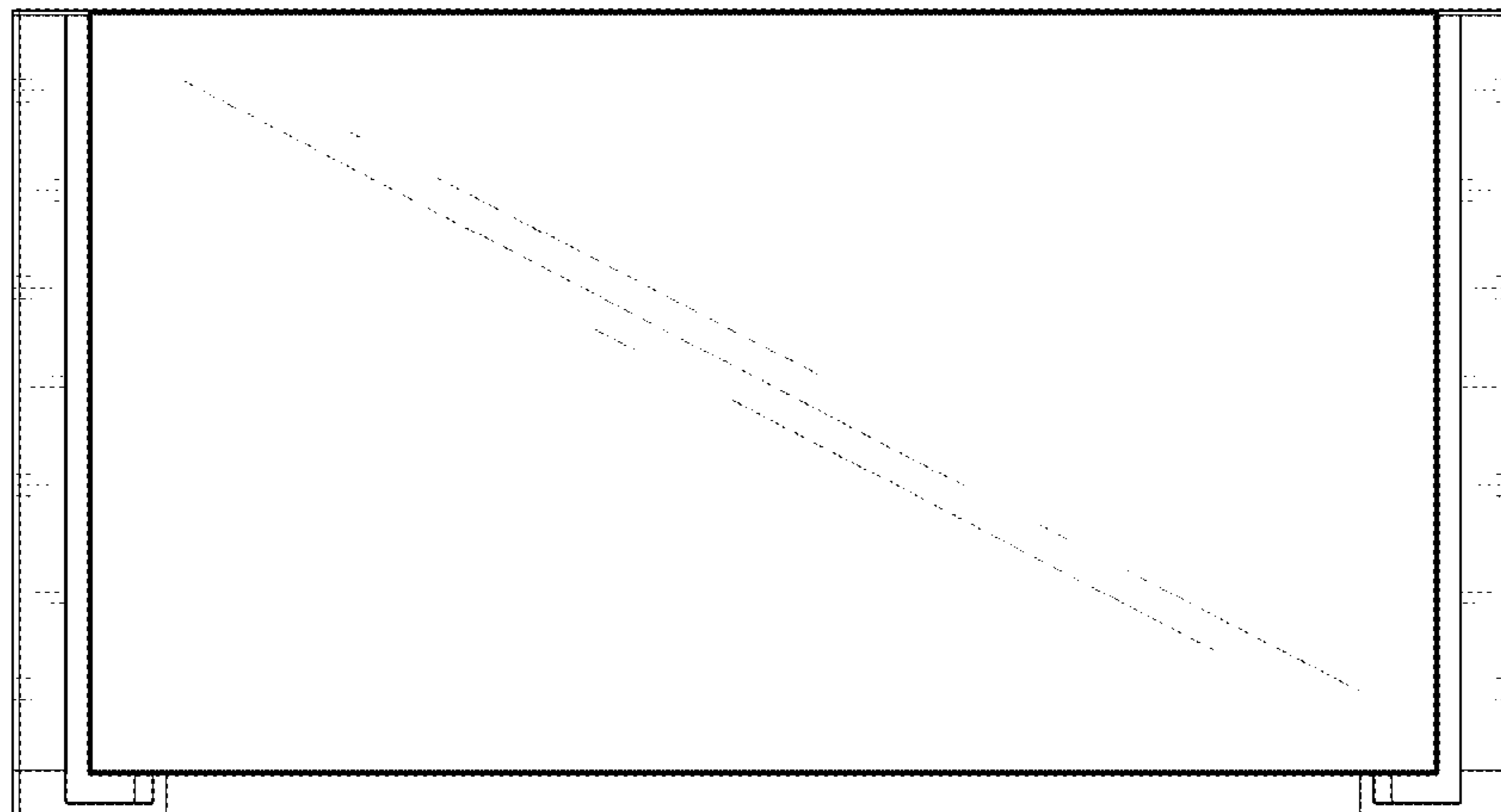


FIG. 1

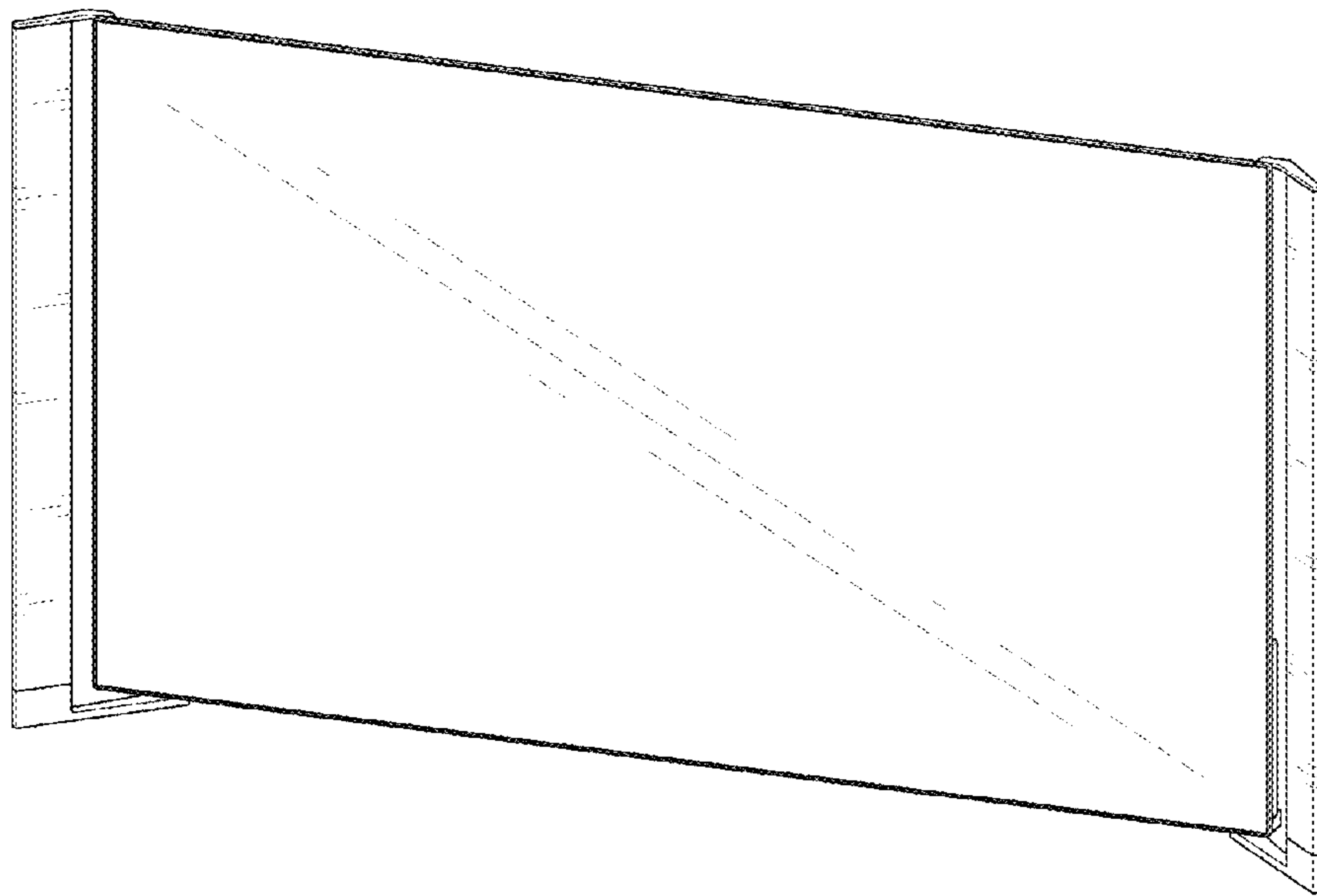


FIG. 2

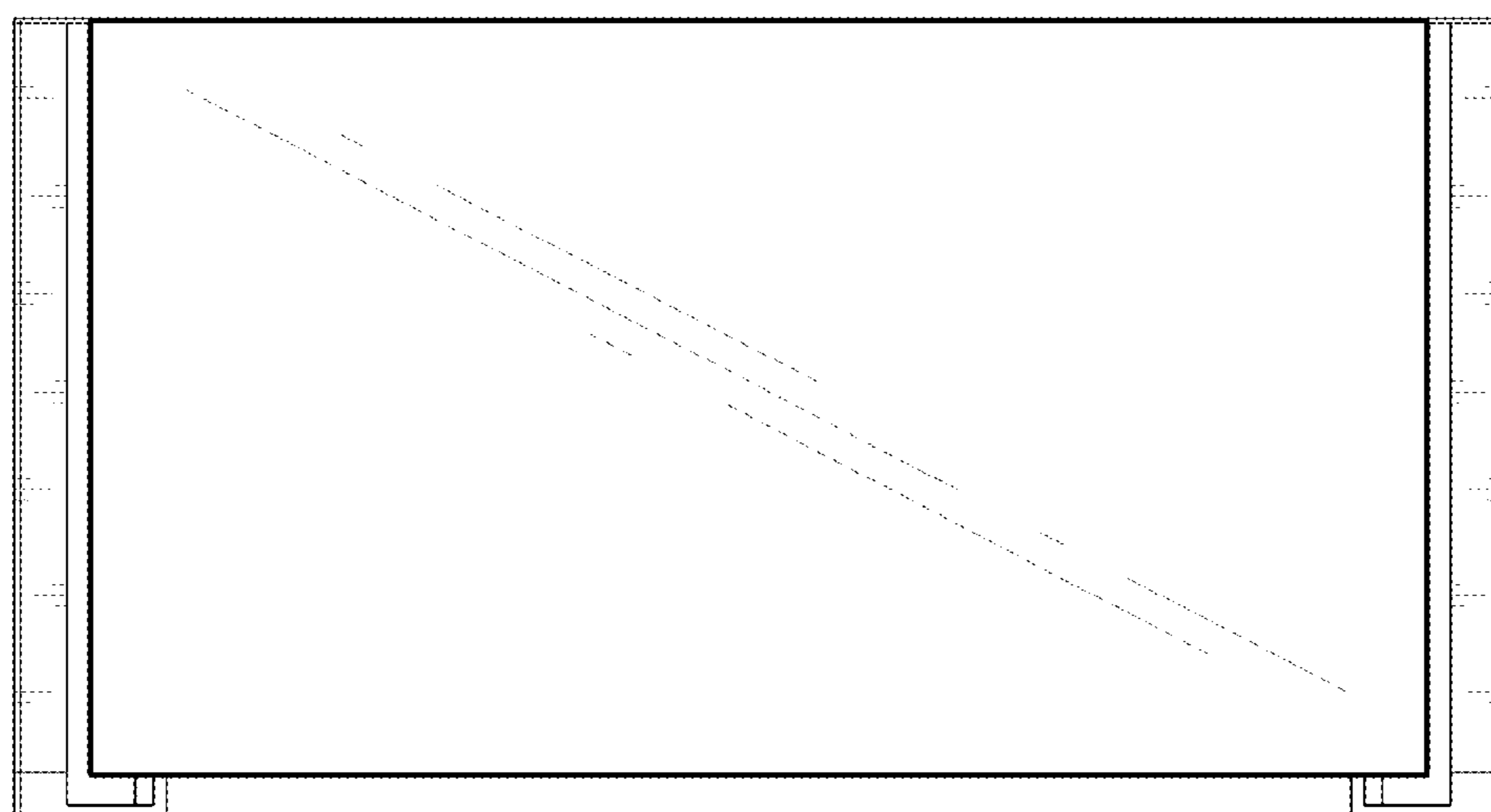


FIG. 3

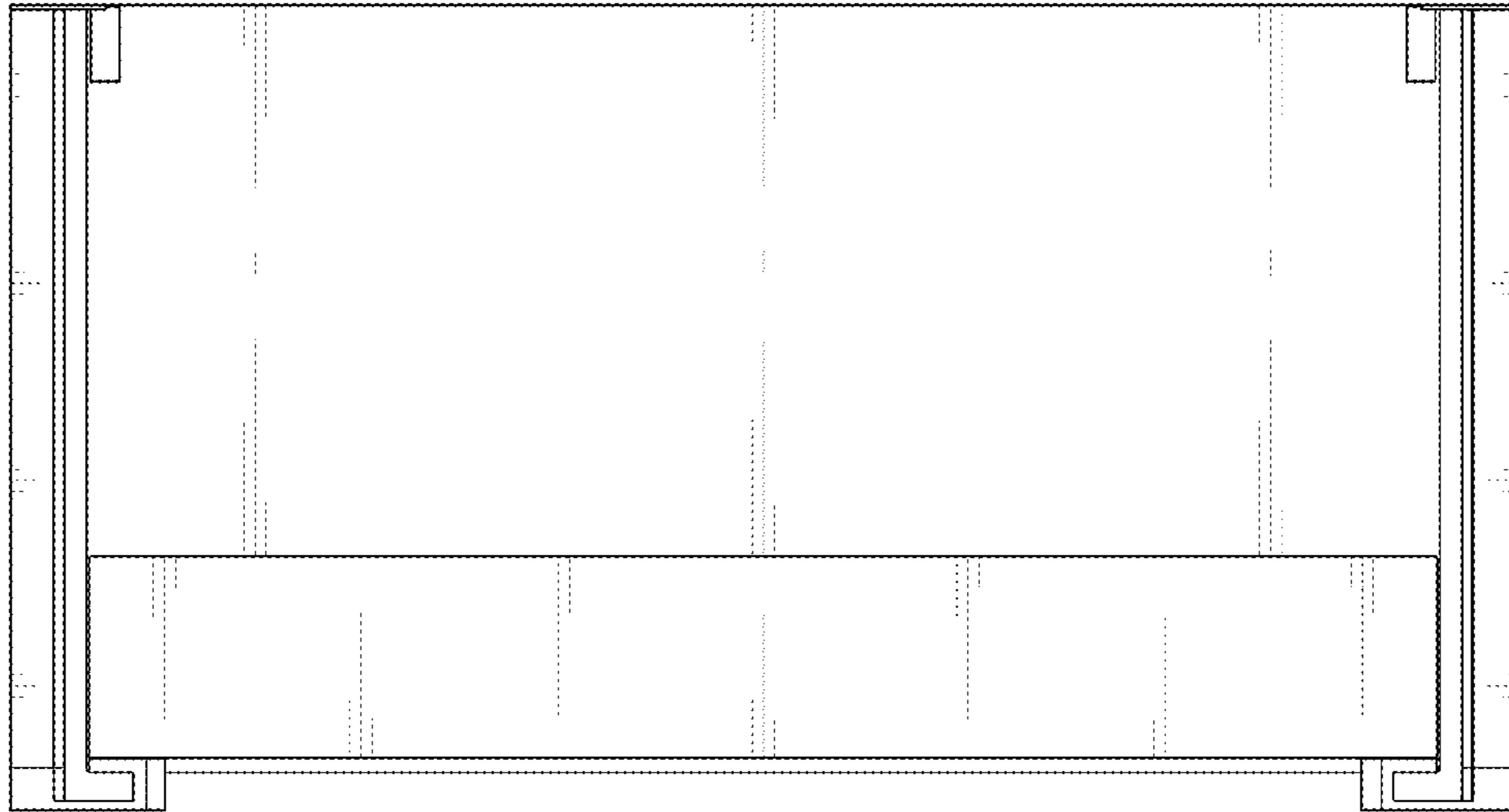


FIG. 4

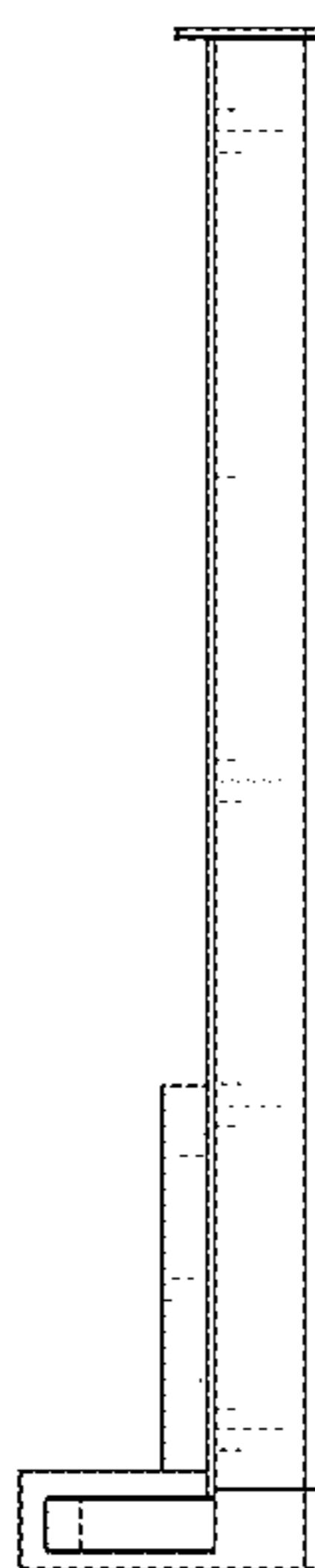


FIG. 5

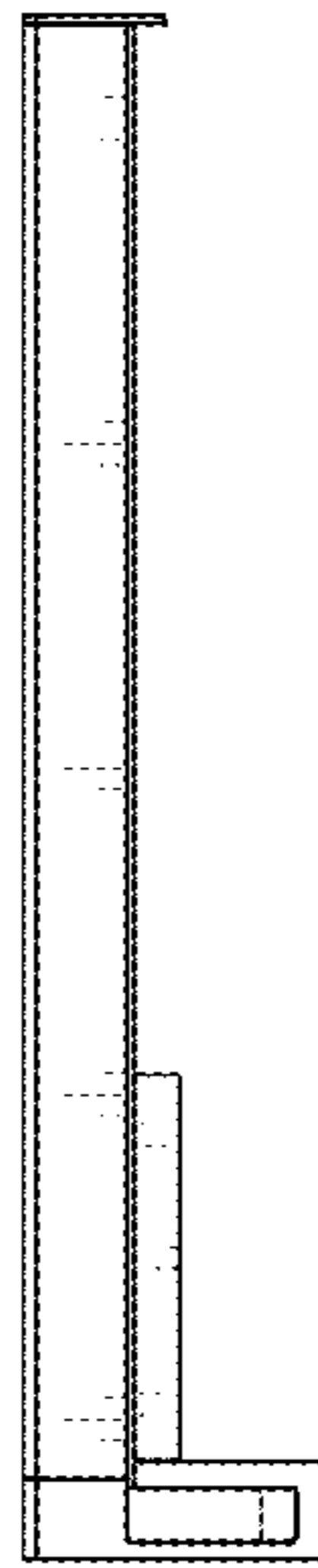


FIG. 6

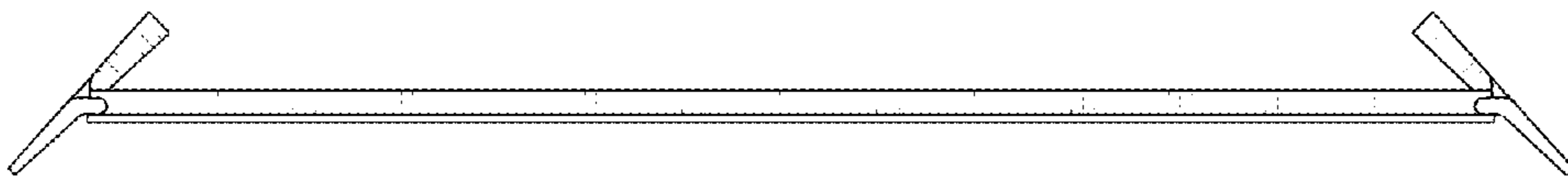


FIG. 7

