

US00D766853S

(12) **United States Design Patent** (10) **Patent No.:** **US D766,853 S**  
**Seo et al.** (45) **Date of Patent:** **\*\* Sep. 20, 2016**

(54) **TV RECEIVER**

(71) Applicant: **LG ELECTRONICS INC.**, Seoul (KR)

(72) Inventors: **Minji Seo**, Seoul (KR); **Byungmu Huh**, Seoul (KR)

(73) Assignee: **LG ELECTRONICS INC.**, Seoul (KR)

(\*\*) Term: **15 Years**

(21) Appl. No.: **29/528,935**

(22) Filed: **Jun. 2, 2015**

(30) **Foreign Application Priority Data**

Dec. 2, 2014 (KR) ..... 30-2014-0058582

(51) **LOC (10) Cl.** ..... **14-03**

(52) **U.S. Cl.**  
USPC ..... **D14/126**

(58) **Field of Classification Search**

USPC ..... D14/125-134, 239, 371, 136, 374-377, D14/440, 450, 448, 336, 342, 159; 312/7.2; 348/836, 838, 180, 184, 325, 739; 248/917-924, 465; 345/104, 133, 156, 345/168, 87, 173; D21/329, 515, 577, 622, D21/333, 433, 448, 452, 450, 331, 505; D10/15, 26; 446/484, 175, 356; D6/477, 479, 300; D20/10, 19, 39  
CPC . G06F 1/1601; G06F 1/1643; H05K 5/0004; H05K 5/0017; H05K 5/02; H05K 5/0217; H04N 13/0459

See application file for complete search history.

(56) **References Cited**

U.S. PATENT DOCUMENTS

D652,810 S *	1/2012	Park .....	D14/126
D672,736 S *	12/2012	Mueller .....	D14/126
D709,467 S *	7/2014	Jiang .....	D14/126
D711,845 S *	8/2014	Skiadiotis .....	D14/126
D718,263 S *	11/2014	Kim .....	D14/126
D725,064 S *	3/2015	Kim .....	D14/126
D728,502 S *	5/2015	Kim .....	D14/126
D746,243 S *	12/2015	Gao .....	D14/126

\* cited by examiner

*Primary Examiner* — Raphael Barkai

(74) *Attorney, Agent, or Firm* — Birch, Stewart, Kolasch & Birch, LLP

(57) **CLAIM**

The ornamental design for a TV receiver, as shown and described.

**DESCRIPTION**

FIG. 1 is a front, right side, perspective view of a TV receiver showing our new design;  
FIG. 2 is a front view thereof;  
FIG. 3 is a rear view thereof;  
FIG. 4 is a left side view thereof;  
FIG. 5 is a right side view thereof;  
FIG. 6 is a top view thereof; and,  
FIG. 7 is a bottom view thereof.

**1 Claim, 3 Drawing Sheets**

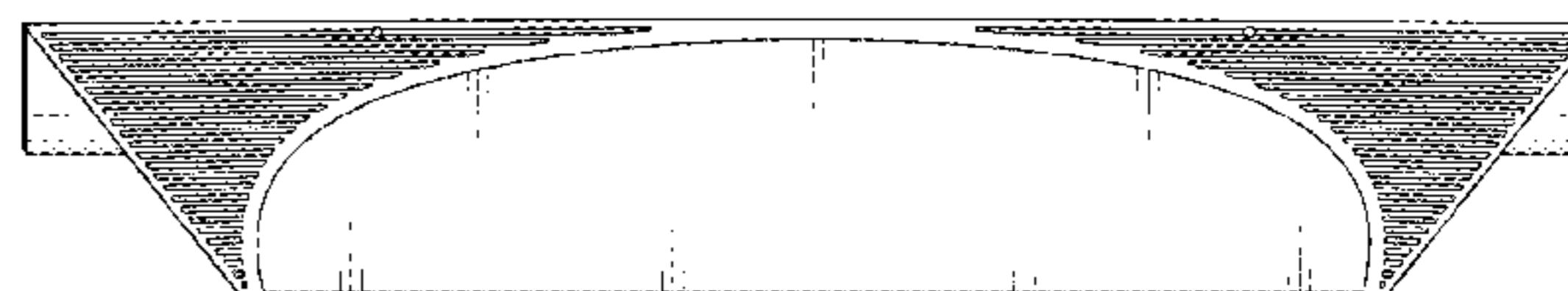
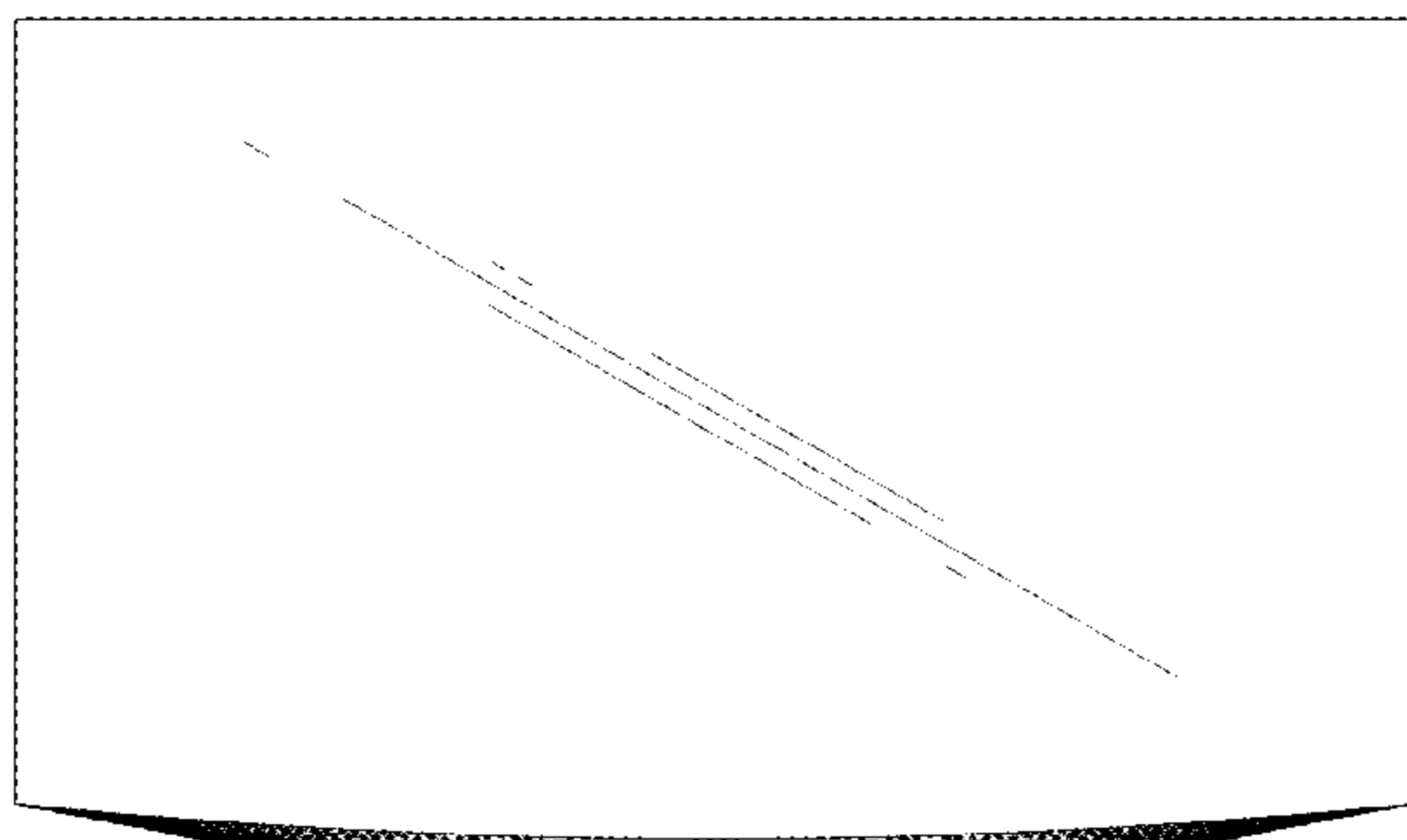


FIG. 1

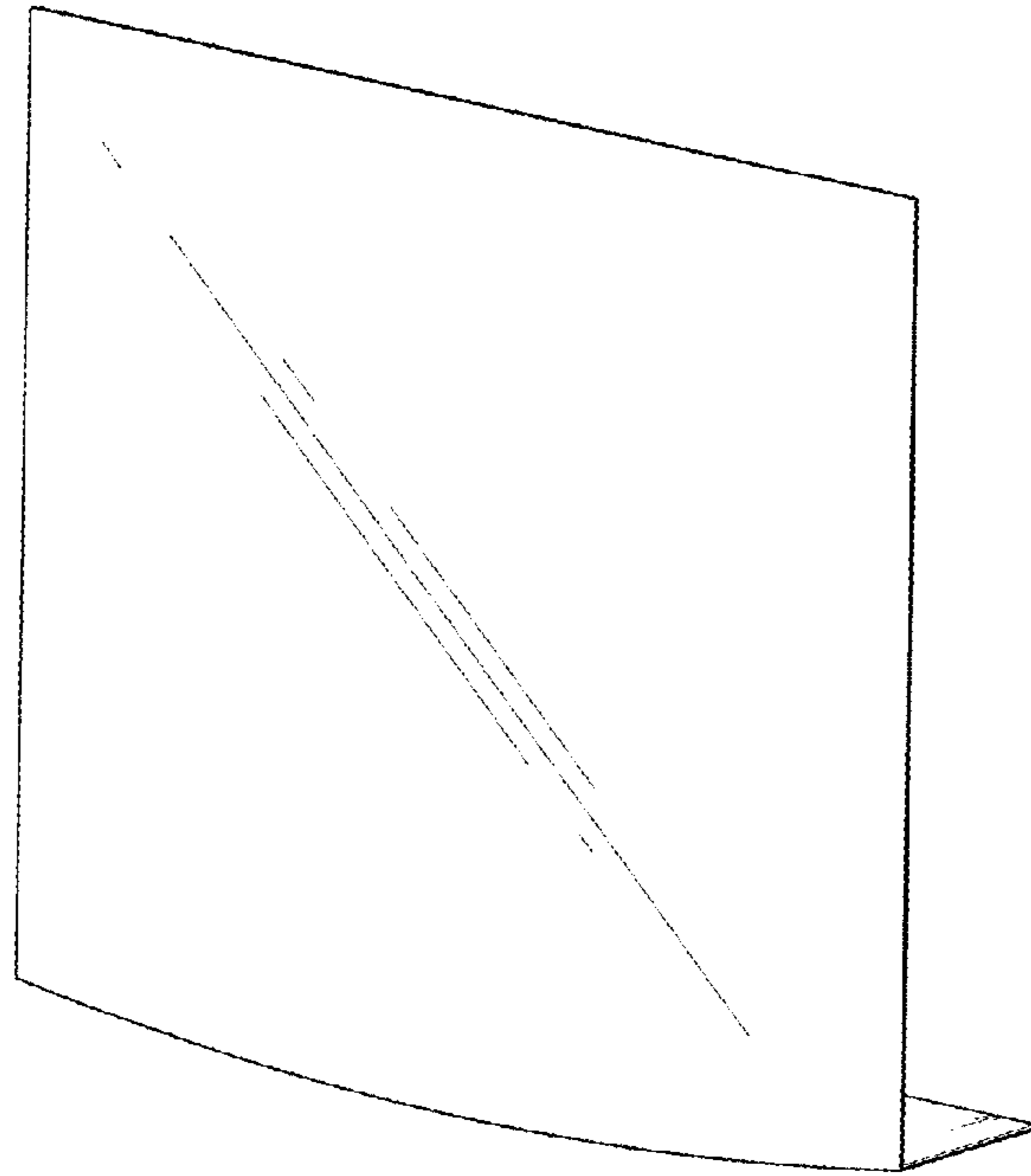


FIG. 2

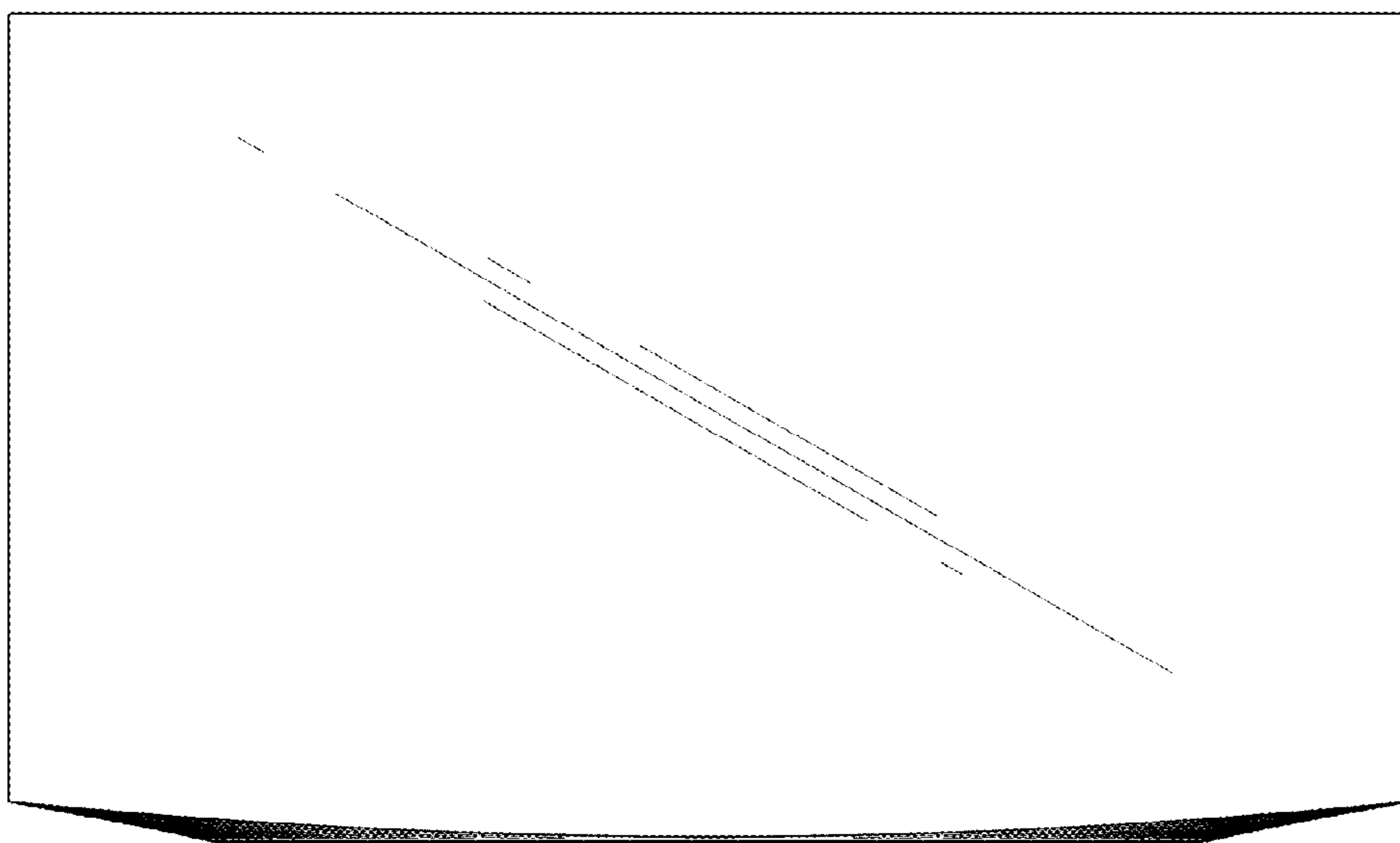


FIG. 3




FIG. 4

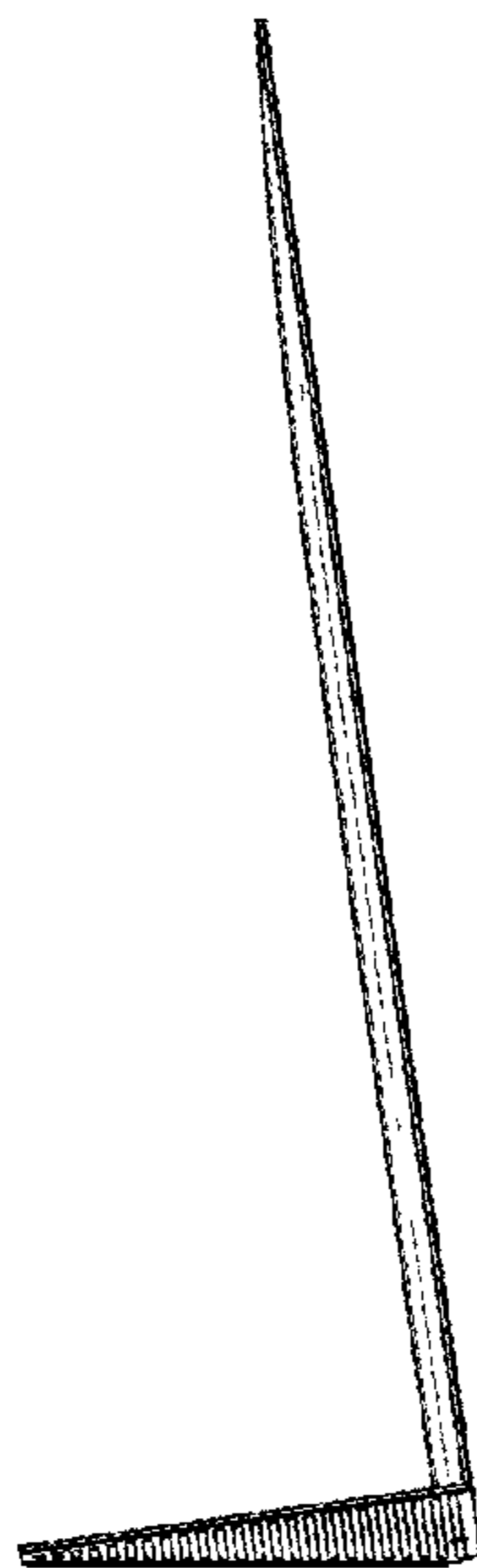


FIG. 5

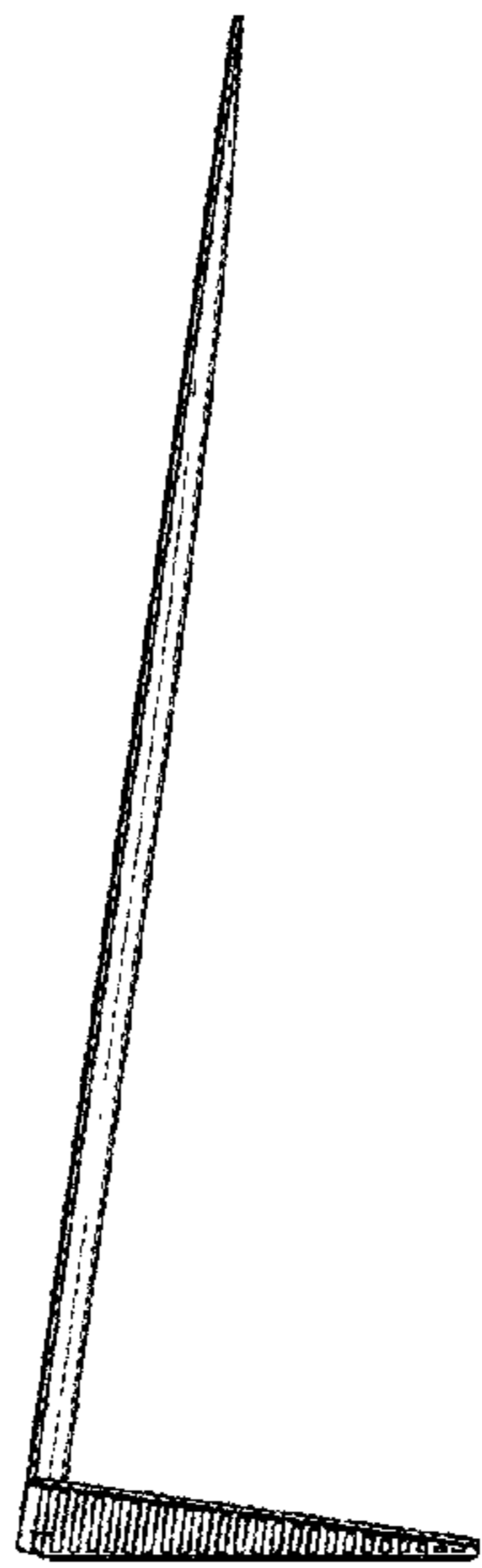


FIG. 6

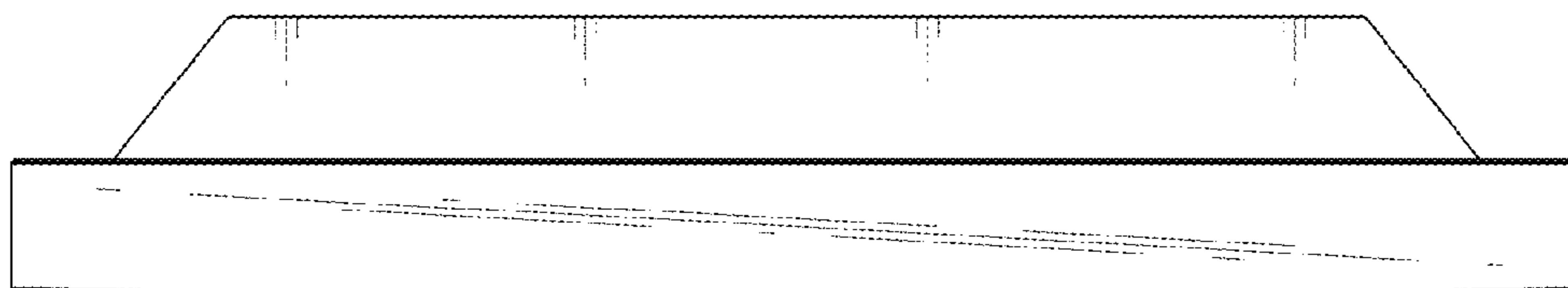


FIG. 7

