



US00D766810S

(12) **United States Design Patent**  
**Haun et al.**

(10) **Patent No.:** **US D766,810 S**  
(45) **Date of Patent:** **\*\* Sep. 20, 2016**

(54) **TRUCK TOOLBOX AND COOLER COMBINATION**

*Primary Examiner* — Katrina A Betton

(74) *Attorney, Agent, or Firm* — Withers & Keys, LLC

(71) Applicants: **Christopher Elliott Haun**, Ormond Beach, FL (US); **James Gregory Hitson**, Port Orange, FL (US)

(57) **CLAIM**

The ornamental design for a truck toolbox and cooler combination, as shown and described.

(72) Inventors: **Christopher Elliott Haun**, Ormond Beach, FL (US); **James Gregory Hitson**, Port Orange, FL (US)

(\*\*) Term: **15 Years**

**DESCRIPTION**

(21) Appl. No.: **29/546,563**

FIG. 1 is a perspective view of a truck toolbox and cooler combination showing our new design as viewed from a front side of the truck toolbox and cooler combination;

(22) Filed: **Nov. 24, 2015**

FIG. 2 is a perspective view of the truck toolbox and cooler combination shown in FIG. 1 as viewed from a rear side of the truck toolbox and cooler combination;

(51) **LOC (10) Cl.** ..... **12-99**

(52) **U.S. Cl.**  
USPC ..... **D12/414.1**

(58) **Field of Classification Search**  
USPC ..... D12/414.1, 414-412, 221, 406, 157, D12/423; D6/552, 317-319, 513-514; D3/304-306; D32/35, 58  
CPC ..... B60R 7/02; B60R 9/065; Y10S 224/925  
See application file for complete search history.

FIG. 3 is a frontal view of the truck toolbox and cooler combination shown in FIG. 1;

FIG. 4 is a rear view of the truck toolbox and cooler combination shown in FIG. 1;

FIG. 5 is a top view of the truck toolbox and cooler combination shown in FIG. 3;

FIG. 6 is a bottom view of the truck toolbox and cooler combination shown in FIG. 3;

FIG. 7 is a side view as viewed from the right-hand side of the truck toolbox and cooler combination shown in FIG. 3;

FIG. 8 is a side view as viewed from the left-hand side of the truck toolbox and cooler combination shown in FIG. 3; and,

FIG. 9 is a perspective view of the truck toolbox and cooler combination shown in FIG. 1 as viewed with the primary toolbox lid in an open position, and the secondary cooler lid in an open position.

The broken lines shown in the drawings illustrate portions of the truck toolbox and cooler combination that forms no part of the claimed design.

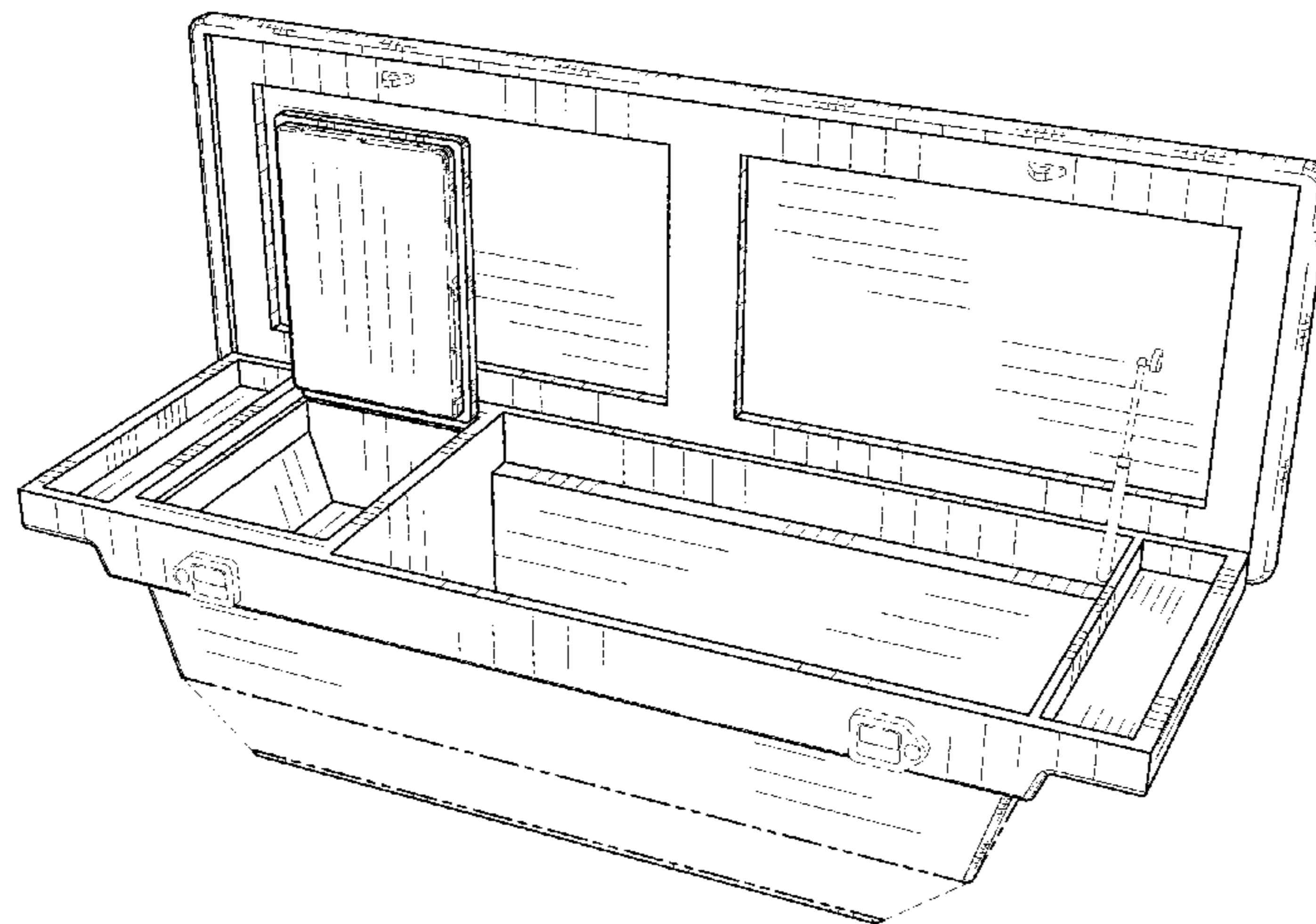
(56) **References Cited**

**U.S. PATENT DOCUMENTS**

7,464,978	B1 *	12/2008	Meeks	.....	B25H 1/00
					108/44
D626,062	S *	10/2010	Giddens	.....	D12/414.1
D659,074	S *	5/2012	Read	.....	D12/414
D679,906	S *	4/2013	Gros	.....	D12/414.1
D717,721	S *	11/2014	Guaresimo	.....	D12/414
D720,680	S *	1/2015	Vitoorapakorn	.....	D12/414.1
9,156,412	B1 *	10/2015	Calvert	.....	B60P 7/08
D755,707	S *	5/2016	Roach	.....	D12/414.1
2004/0080248	A1 *	4/2004	Klusmeier	.....	B60R 9/00
					312/348.3
2006/0091689	A1 *	5/2006	Wilding	.....	B60R 9/00
					296/37.6

\* cited by examiner

**1 Claim, 8 Drawing Sheets**



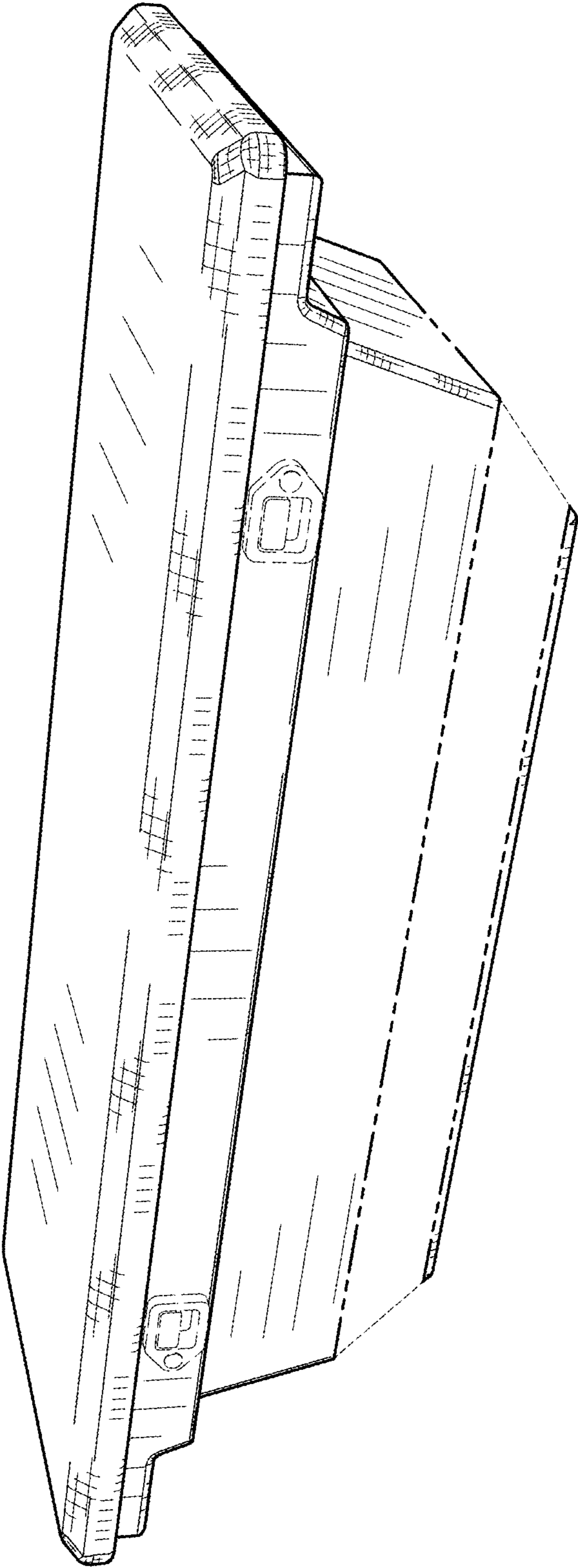


FIG. 1

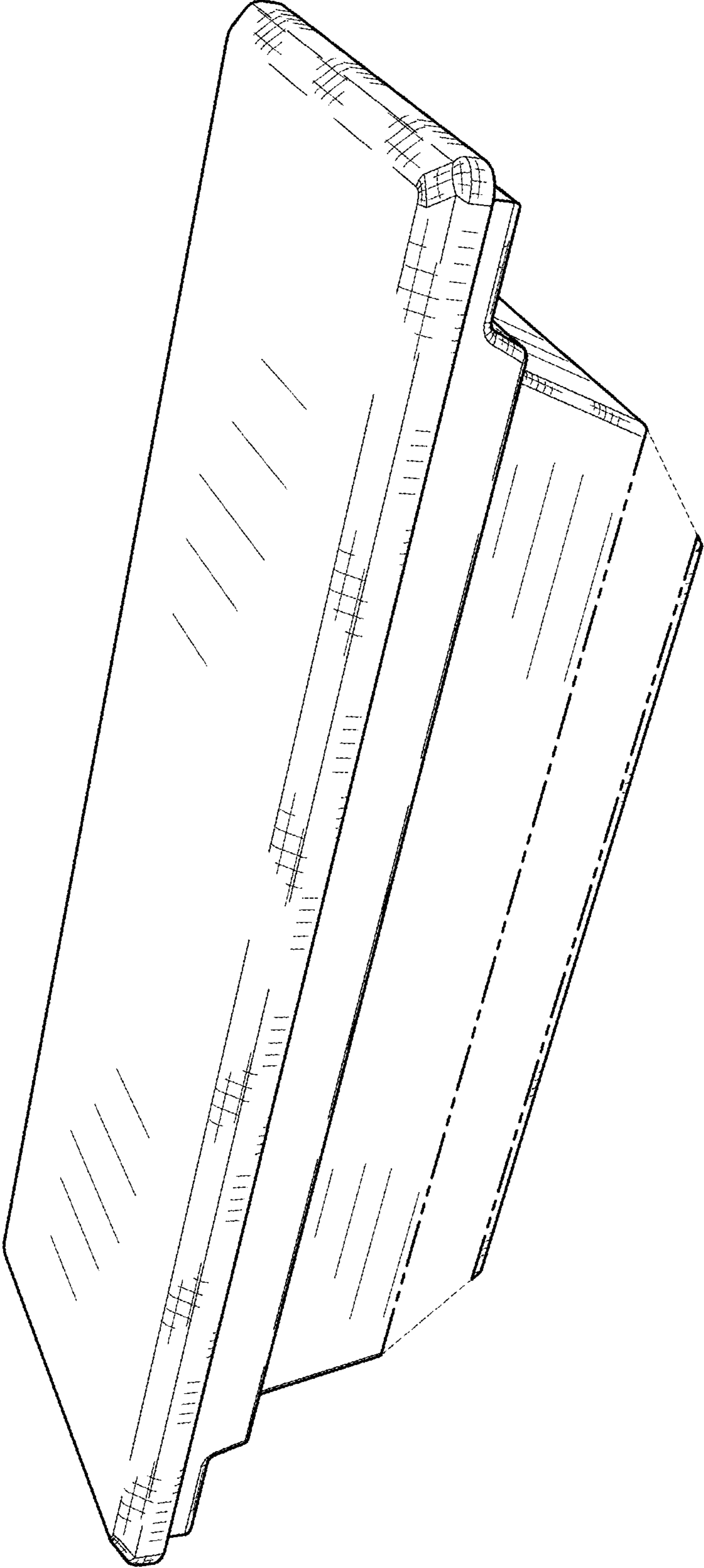


FIG. 2

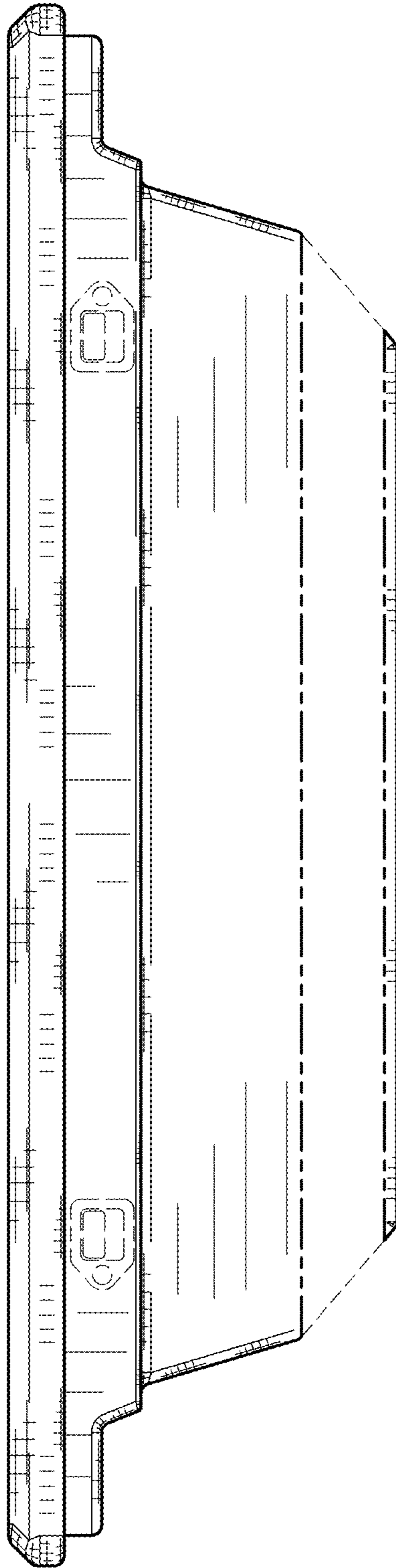


FIG. 3

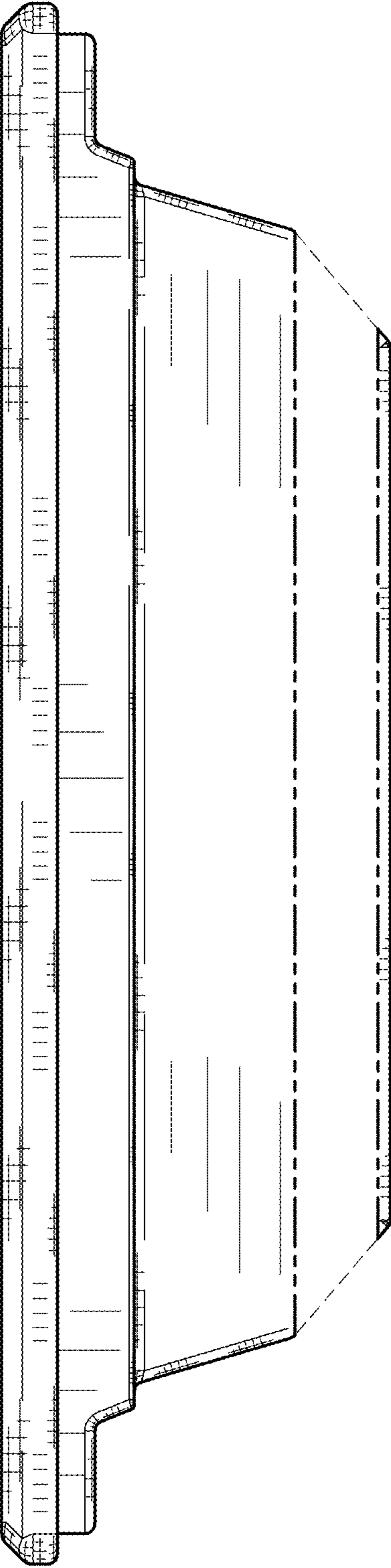


FIG. 4




FIG. 5

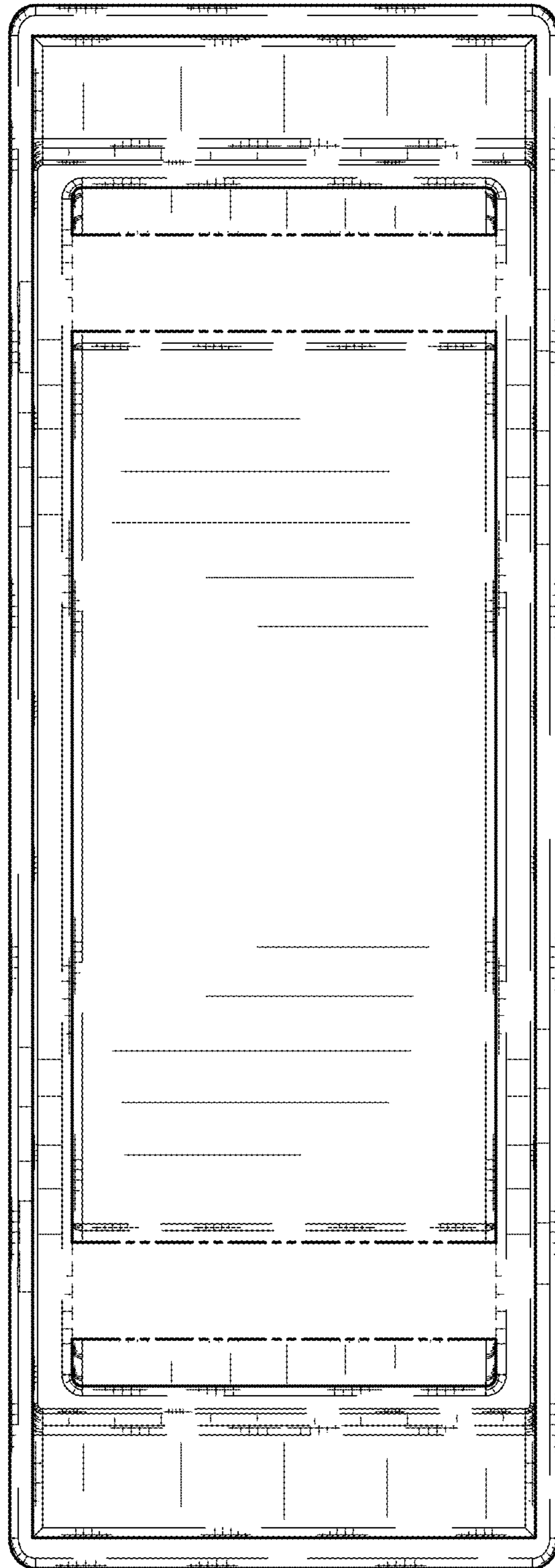


FIG. 6

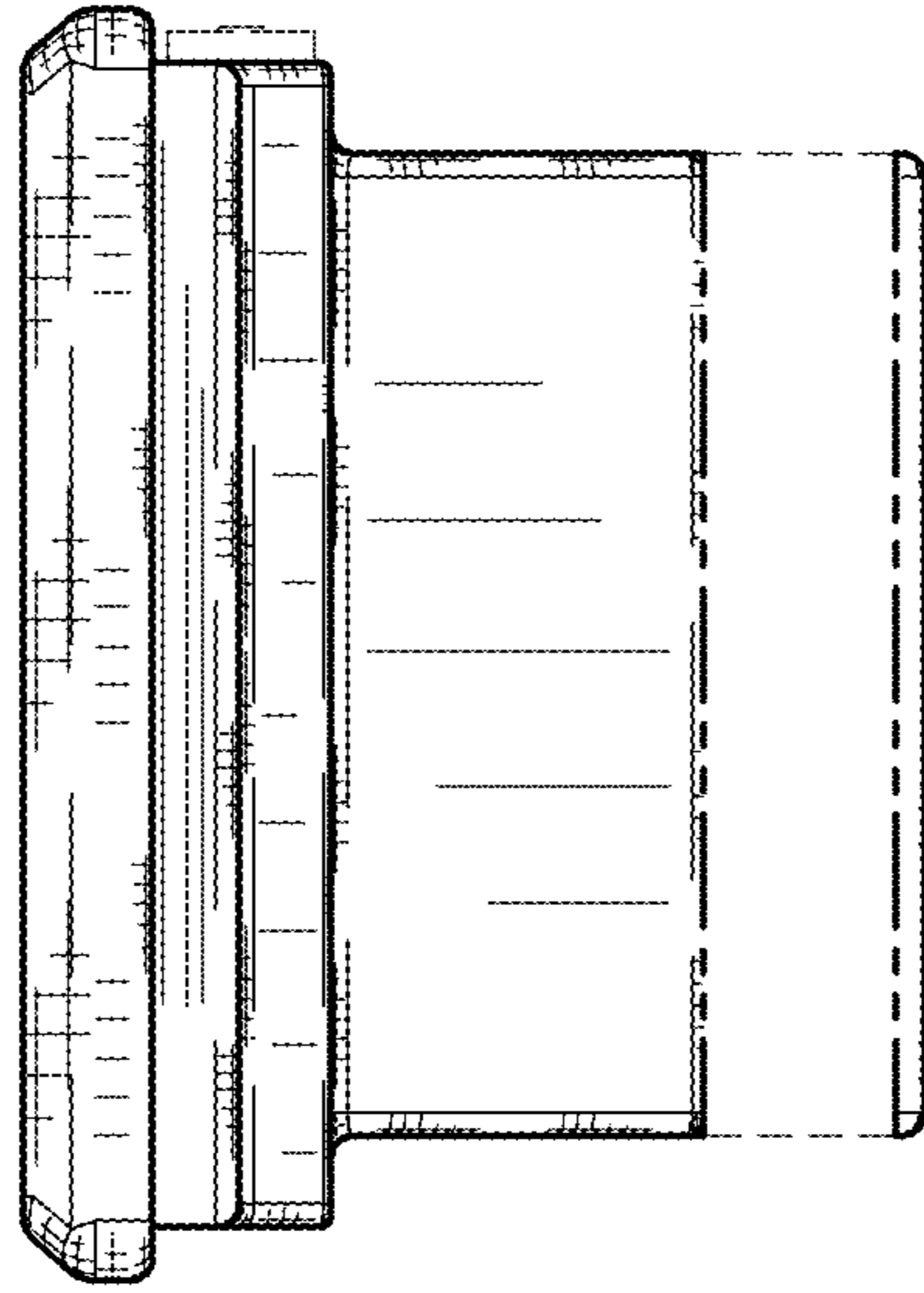


FIG. 8

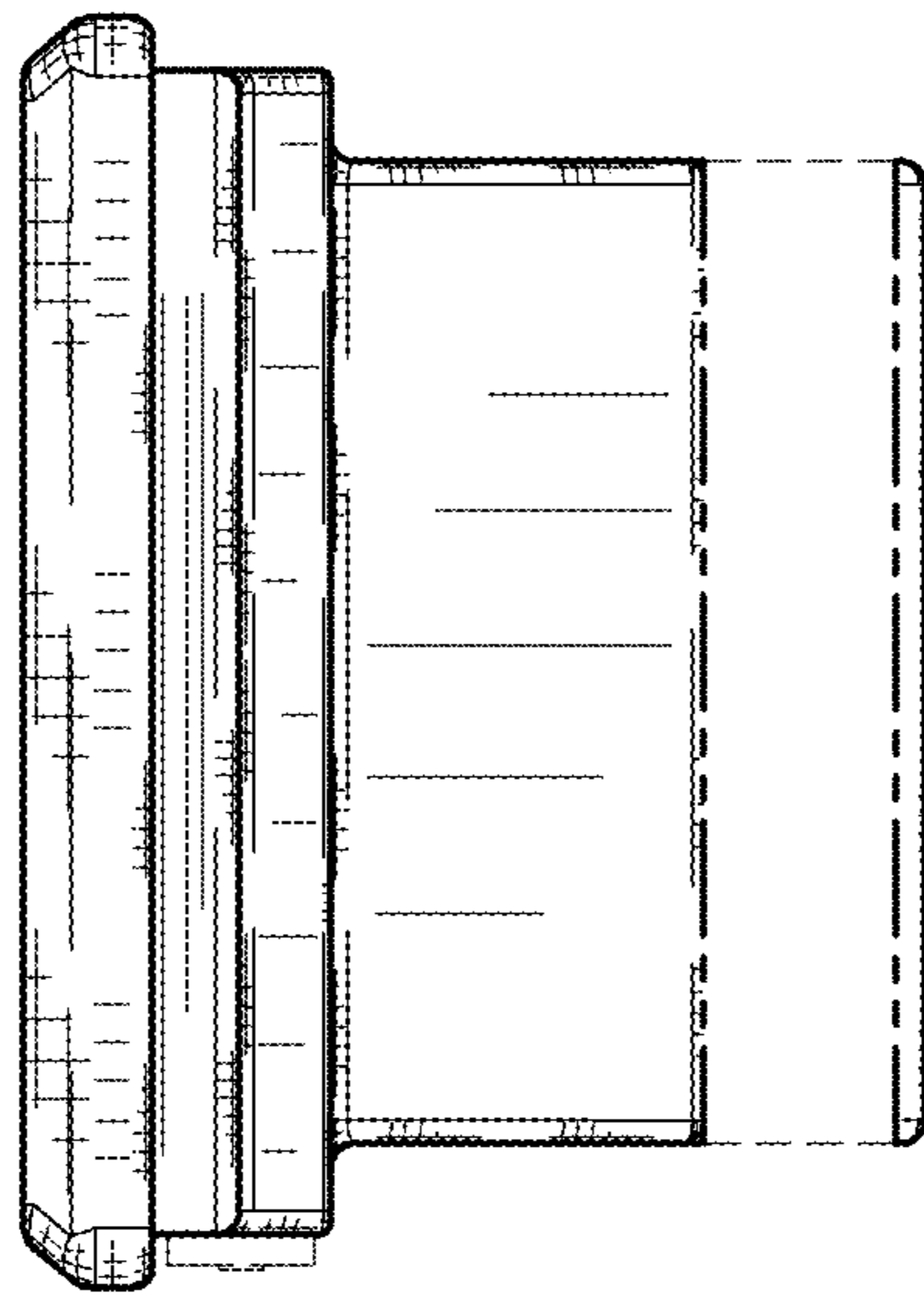


FIG. 7



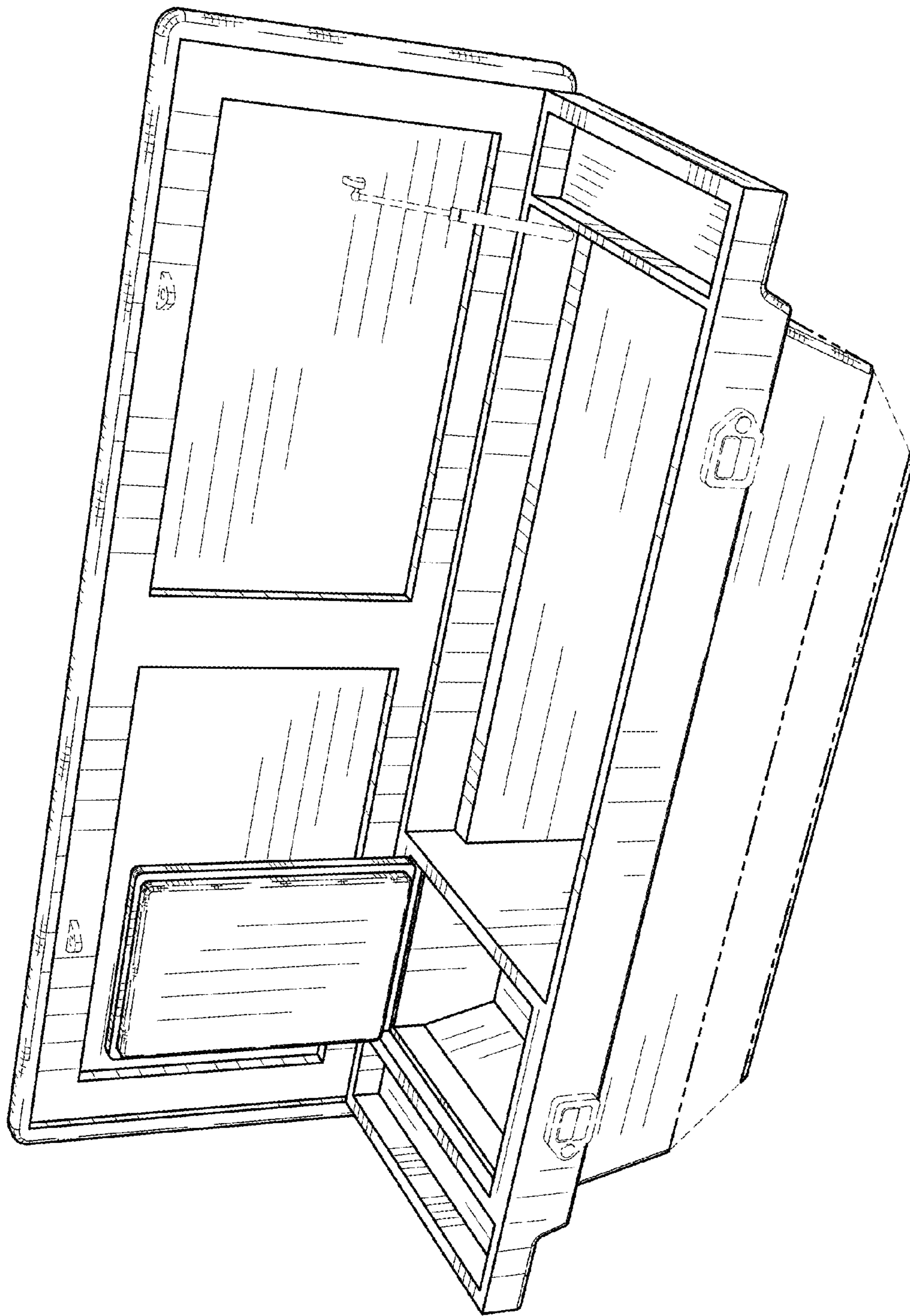


FIG. 9