



US00D766802S

(12) **United States Design Patent**
Vartola et al.

(10) **Patent No.:** **US D766,802 S**

(45) **Date of Patent:** **** Sep. 20, 2016**

(54) **VEHICLE WHEEL**

(71) Applicant: **Tesla Motors, Inc.**, Palo Alto, CA (US)

(72) Inventors: **Joonas Vartola**, Santa Monica, CA (US); **Franz Von Holzhausen**, Malibu (CA); **David T Imai**, Los Angeles, CA (US)

(73) Assignee: **TESLA MOTORS, INC.**, Palo Alto, CA (US)

(**) Term: **15 Years**

(21) Appl. No.: **29/532,508**

(22) Filed: **Jul. 7, 2015**

(51) **LOC (10) Cl.** **12-16**

(52) **U.S. Cl.**
USPC **D12/209**

(58) **Field of Classification Search**
USPC D12/204–213
CPC B60B 7/00; B60B 7/02; B60B 7/04;
B60B 7/01; B60B 7/06; B60B 3/02; B60B
3/04; B60B 3/06; B60B 3/10; B60B 1/00;
B60B 1/08; B60B 1/10; B60B 1/12
See application file for complete search history.

(56) **References Cited**

U.S. PATENT DOCUMENTS

D396,441 S	*	7/1998	Nishida	D12/209
D404,700 S	*	1/1999	Celeste	D12/209
D433,985 S	*	11/2000	Pfeiffer	D12/209
D441,707 S	*	5/2001	Hussaini	D12/209

D450,288 S	*	11/2001	Lee	D12/209
D477,556 S	*	7/2003	Koch	D12/211
D498,194 S	*	11/2004	Aquino	D12/209
D513,728 S	*	1/2006	Yazawa	D12/211
D531,564 S	*	11/2006	Martin	D12/209
D619,071 S	*	7/2010	Christensen et al.	D12/211
D622,197 S	*	8/2010	Zhao	D12/209
D630,566 S	*	1/2011	Ebel	D12/209
D635,077 S	*	3/2011	Nordmann	D12/209
D660,219 S		5/2012	Lee et al.		
D660,767 S		5/2012	von Holzhausen et al.		
D669,008 S		10/2012	von Holzhausen et al.		
D671,479 S	*	11/2012	Gonser	D12/209
D680,484 S	*	4/2013	Zhao	D12/209
D684,913 S	*	6/2013	Chen	D12/209
D686,965 S	*	7/2013	Pollmann	D12/211
D697,858 S	*	1/2014	Kito	D12/209
D706,693 S	*	6/2014	Stolz	D12/209
D712,814 S	*	9/2014	Starr, Jr.	D12/209
D714,206 S	*	9/2014	Starr, Jr.	D12/209
D719,891 S	*	12/2014	Johnson	D12/209

* cited by examiner

Primary Examiner — Stacia Cadmus

(74) *Attorney, Agent, or Firm* — Garlick & Markison; Bruce E. Garlick

(57) **CLAIM**

The ornamental design for a vehicle wheel, substantially as shown and described.

DESCRIPTION

FIG. 1 shows a front view of a vehicle wheel. FIG. 2 is a perspective view thereof; and, FIG. 3 is a side view thereof.

1 Claim, 3 Drawing Sheets







FIG. 1



FIG. 2




FIG. 3