



US00D766788S

(12) **United States Design Patent** (10) **Patent No.:** **US D766,788 S**
Kim (45) **Date of Patent:** **** Sep. 20, 2016**

(54) **FRONT BUMPER OF CAR**

(56) **References Cited**

(71) Applicant: **GM GLOBAL TECHNOLOGY OPERATIONS LLC**, Detroit, MI (US)

(72) Inventor: **Sung Jin Kim**, Incheon (KR)

(73) Assignee: **GM GLOBAL TECHNOLOGY OPERATIONS LLC**, Detroit, MI (US)

(**) Term: **15 Years**

(21) Appl. No.: **29/530,723**

(22) Filed: **Jun. 18, 2015**

(30) **Foreign Application Priority Data**

Dec. 18, 2014 (KR) 30-2014-0061927

(51) **LOC (10) Cl.** **12-16**

(52) **U.S. Cl.**
USPC **D12/169**

(58) **Field of Classification Search**
USPC D12/169, 163, 196, 171, 90-92, 216;
293/102, 113, 115, 117, 120;
296/180.1, 180.2
CPC .. B60R 19/52; B60R 2019/25; B62D 25/084
See application file for complete search history.

U.S. PATENT DOCUMENTS

D613,650 S *	4/2010	Tamatani	D12/169
D744,914 S *	12/2015	Loeb	D12/169
D745,446 S *	12/2015	Takahashi	D12/169
D751,954 S *	3/2016	Choey	D12/169
D752,486 S *	3/2016	Sperling	D12/169
D753,561 S *	4/2016	Iwauchi	D12/169

* cited by examiner

Primary Examiner — Melody N Brown

(74) *Attorney, Agent, or Firm* — Ohlandt, Greeley, Ruggiero & Perle, L.L.P.

(57) **CLAIM**

The ornamental design for a front bumper of car, as shown and described.

DESCRIPTION

FIG. 1 is a perspective view of a front bumper of car showing our new design;
FIG. 2 is a front elevation view;
FIG. 3 is a rear elevation view;
FIG. 4 is a left side elevation view;
FIG. 5 is a right side elevation view;
FIG. 6 is a top plan view;
FIG. 7 is a bottom plan view; and,
FIG. 8 is another perspective view thereof.

1 Claim, 8 Drawing Sheets




Fig. 1

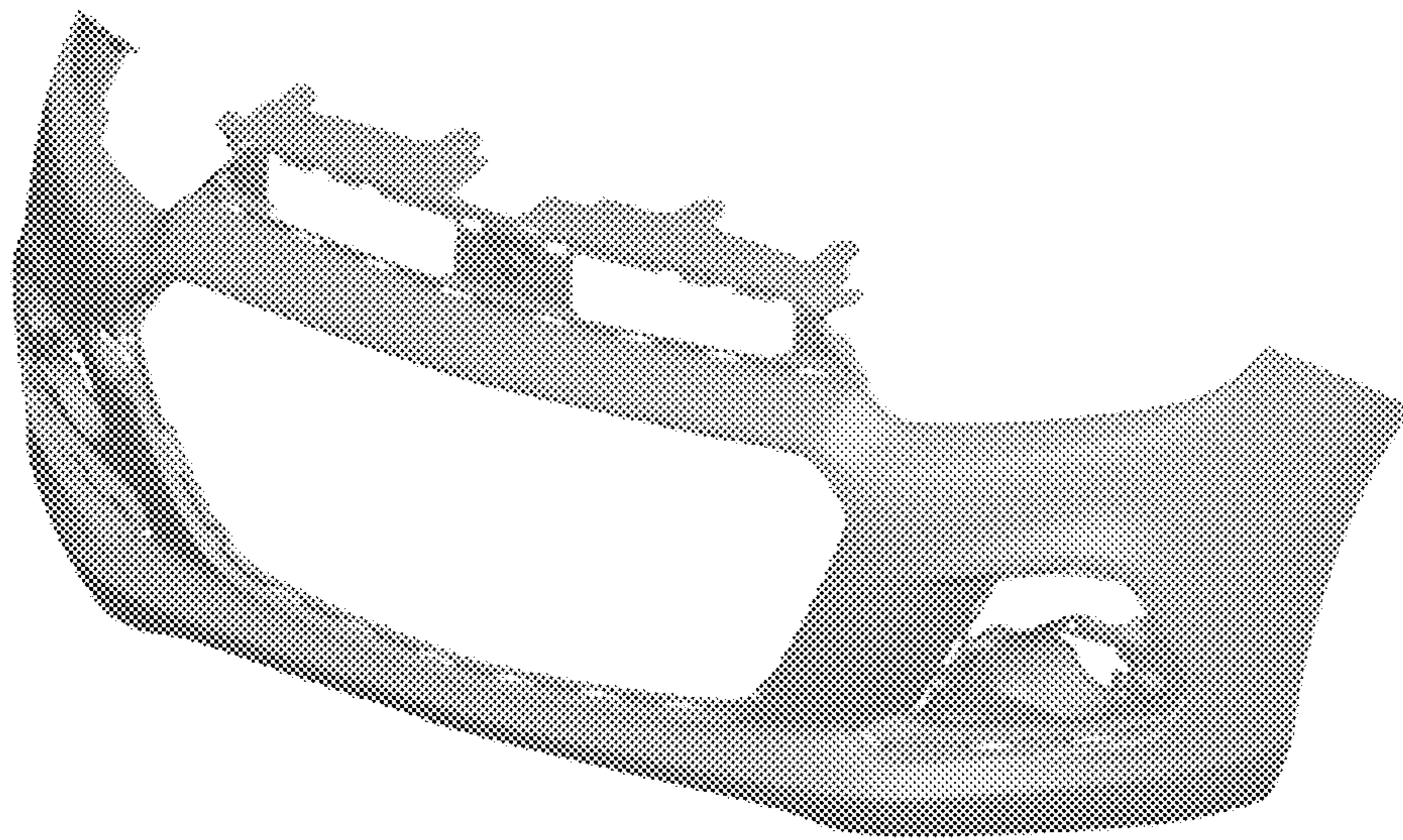


Fig. 2




Fig. 3




Fig. 4




Fig. 5

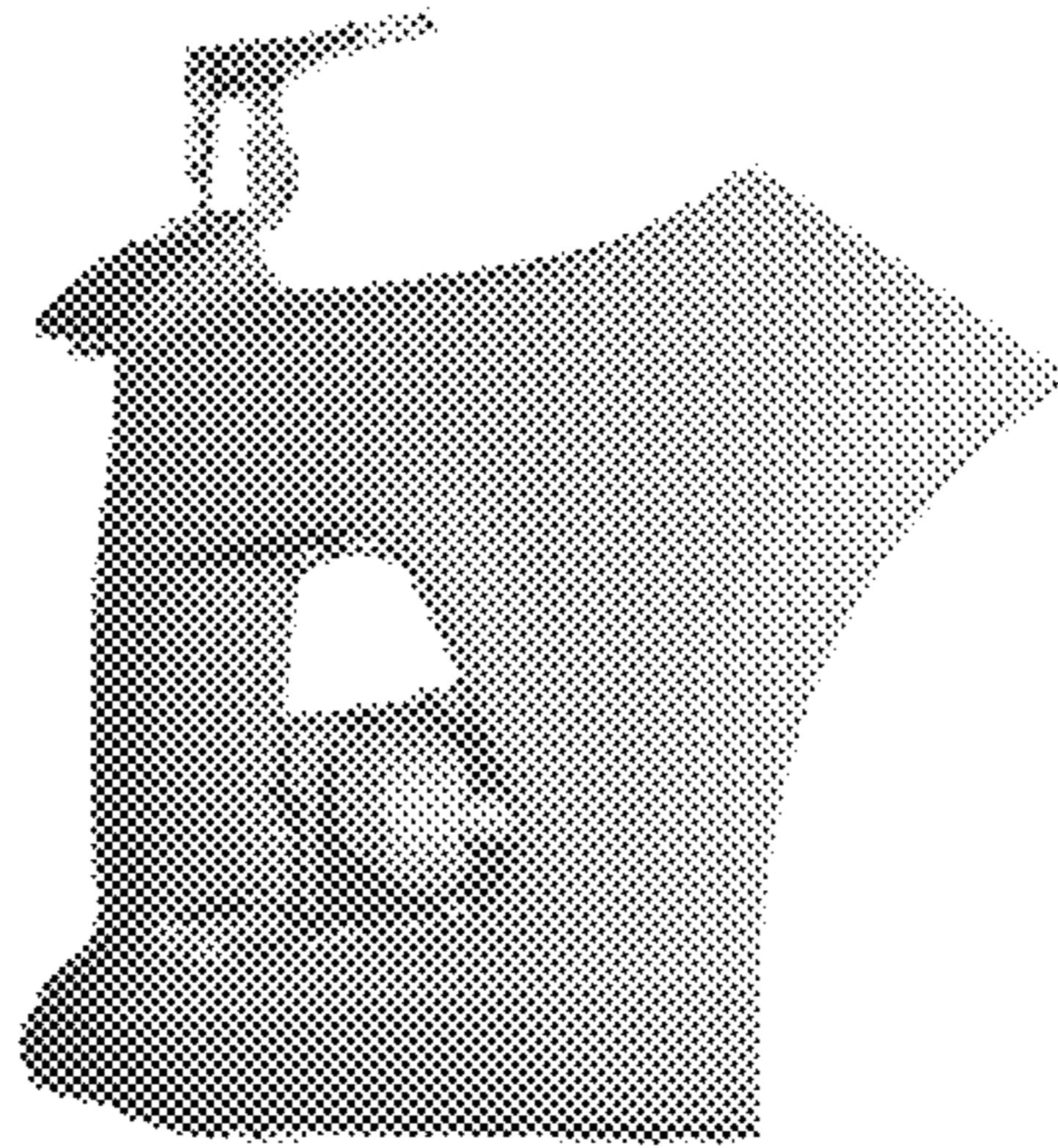


Fig. 6

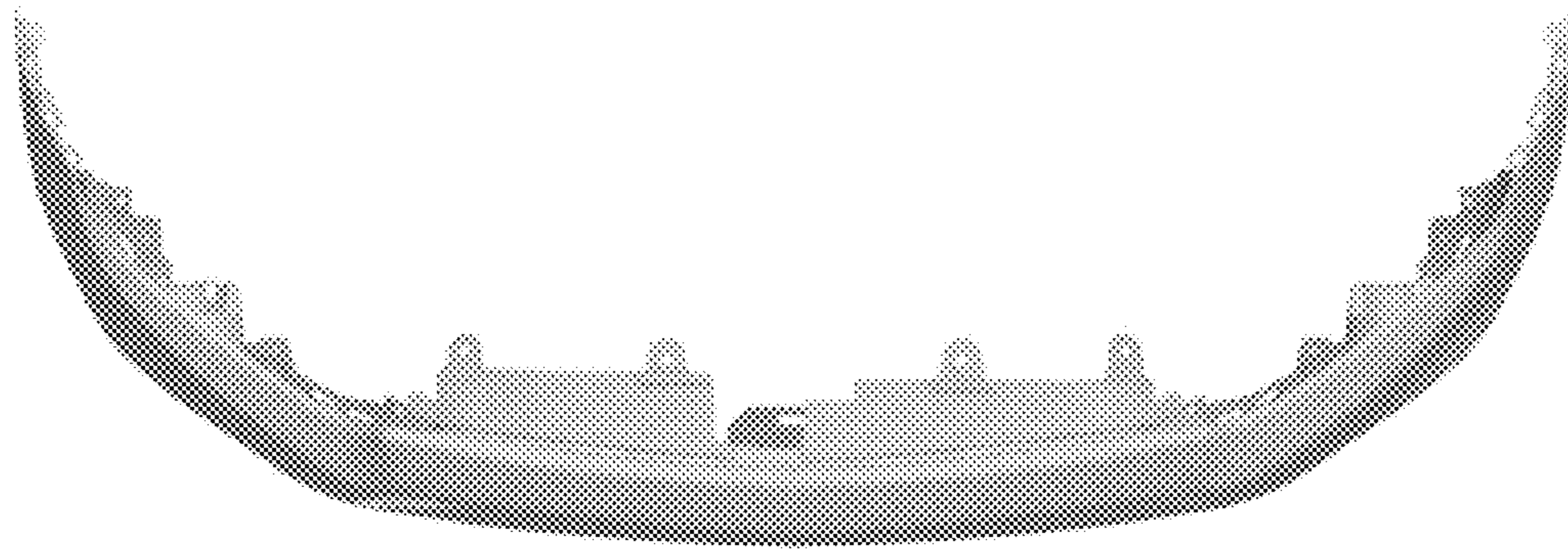


Fig. 7

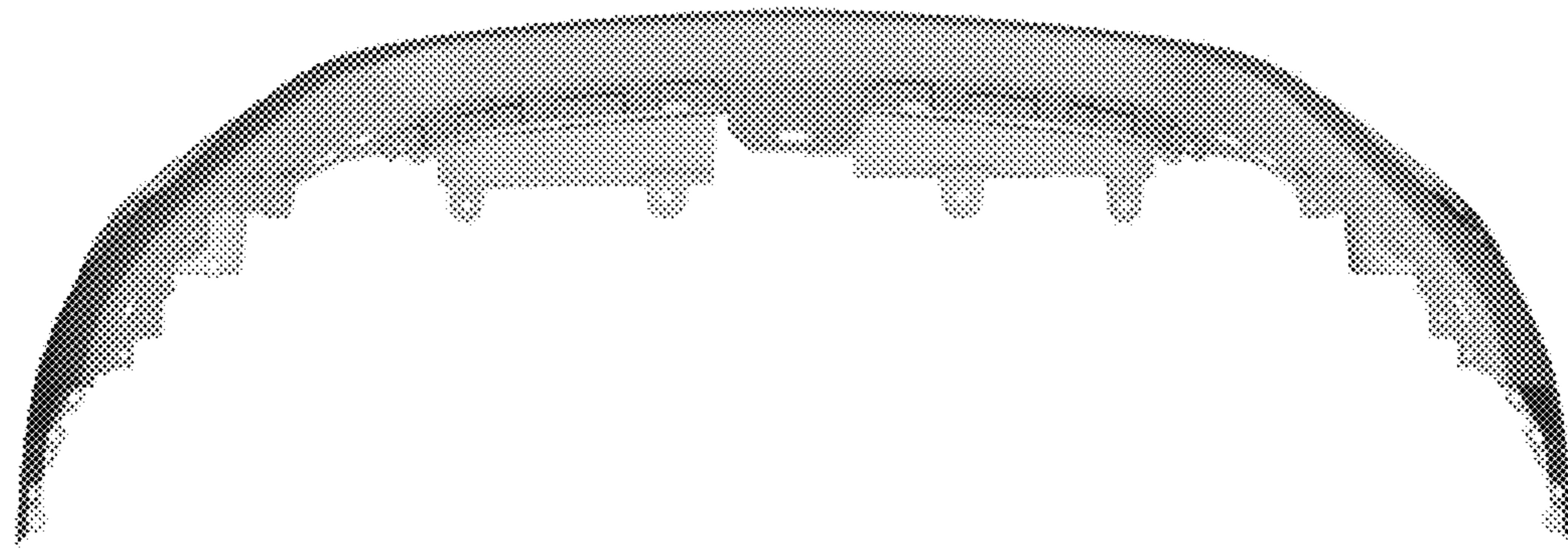


Fig. 8

