

US00D766787S

(12) **United States Design Patent** (10) **Patent No.:** **US D766,787 S**
Lesnik et al. (45) **Date of Patent:** **** Sep. 20, 2016**

(54) **REAR BUMPER FOR A VEHICLE**
(71) Applicant: **Daimler AG**, Stuttgart (DE)
(72) Inventors: **Robert Lesnik**, Leonberg (DE);
Gorden Wagener, Gaeufelden (DE)

(73) Assignee: **Daimler AG**, Stuttgart (DE)

(**) Term: **14 Years**

(21) Appl. No.: **29/524,886**

(22) Filed: **Apr. 24, 2015**

(30) **Foreign Application Priority Data**

Oct. 27, 2014 (WO) DM/084804

(51) **LOC (10) Cl.** **12-16**

(52) **U.S. Cl.**
USPC **D12/169**

(58) **Field of Classification Search**
USPC D12/169, 216, 90-92, 86, 171, 196,
D12/163; 293/102, 113, 115, 117, 120;
296/180.1, 180.2
CPC B60R 19/52; B60R 2019/25; B60R
25/0845
See application file for complete search history.

(56) **References Cited**

U.S. PATENT DOCUMENTS

D512,002 S * 11/2005 Pfeiffer D12/169
D514,027 S * 1/2006 Pfeiffer D12/92
D544,418 S * 6/2007 Kono D12/169
D586,706 S 2/2009 Bauer et al.
D678,139 S * 3/2013 Aikawa D12/169

D680,479 S 4/2013 Frei et al.
D688,991 S * 9/2013 Song D12/169
D701,799 S * 4/2014 Futschik D12/169
D733,019 S * 6/2015 Burki D12/169
D736,126 S * 8/2015 Hammoud D12/169
D745,445 S * 12/2015 Loeb D12/169

* cited by examiner

Primary Examiner — Melody N Brown

(74) *Attorney, Agent, or Firm* — Crowell & Moring LLP

(57) **CLAIM**

The ornamental design for a rear bumper for a vehicle, as shown and described.

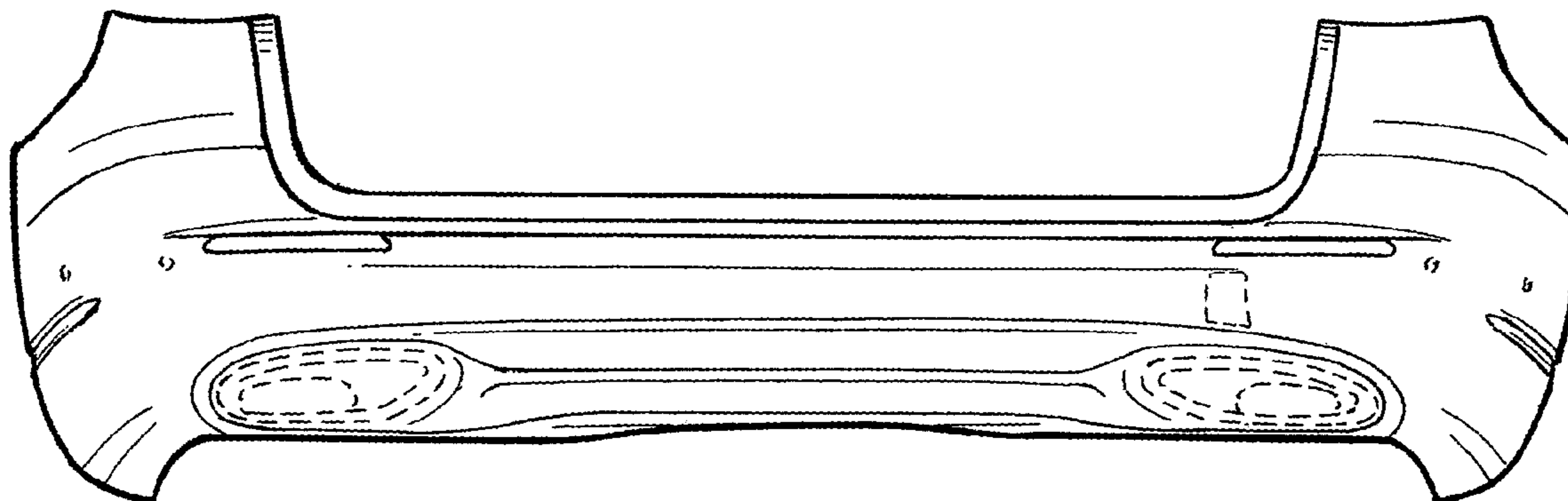
DESCRIPTION

This application contains subject matter related to the following co-pending U.S. design patent applications: Application Ser. No. 29/524,885, filed herewith and entitled "Vehicle, Toy, and/or Replicas Thereof"; Application Ser. No. 29/524,881, filed herewith and entitled "Rear Bumper for a Vehicle"; and Application Ser. No. 29/524,887, filed herewith and entitled "Rear Bumper for a Vehicle".

FIG. 1 is a left, front perspective view of a rear bumper for a vehicle according to the design; FIG. 2 is a front view thereof; FIG. 3 is a top view thereof; FIG. 4 is a bottom view thereof; FIG. 5 is a right side view thereof; and, FIG. 6 is a left side view thereof.

The broken lines are for illustrative purposes only and form no part of the claimed design.

1 Claim, 3 Drawing Sheets



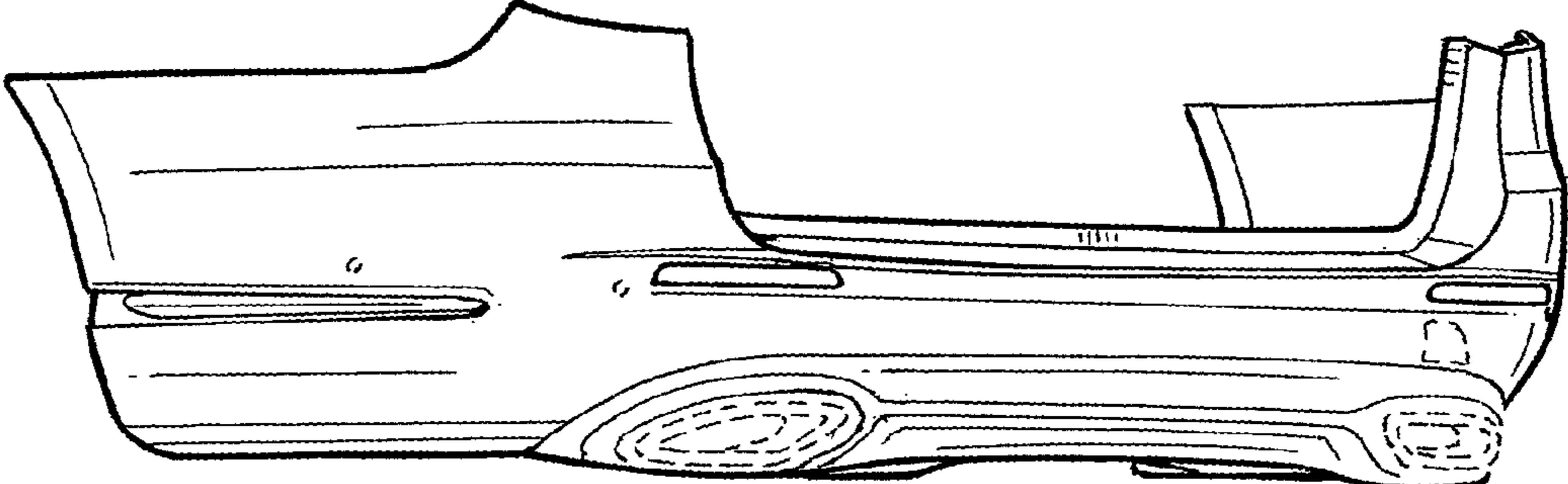


FIG. 1

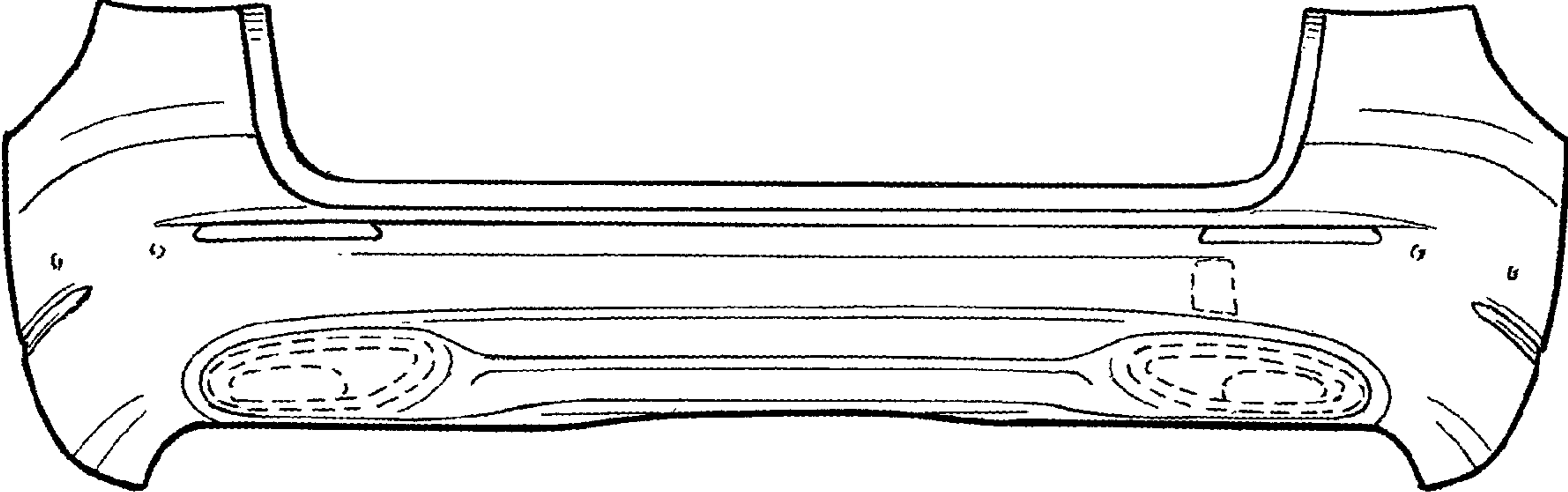


FIG. 2




FIG. 3

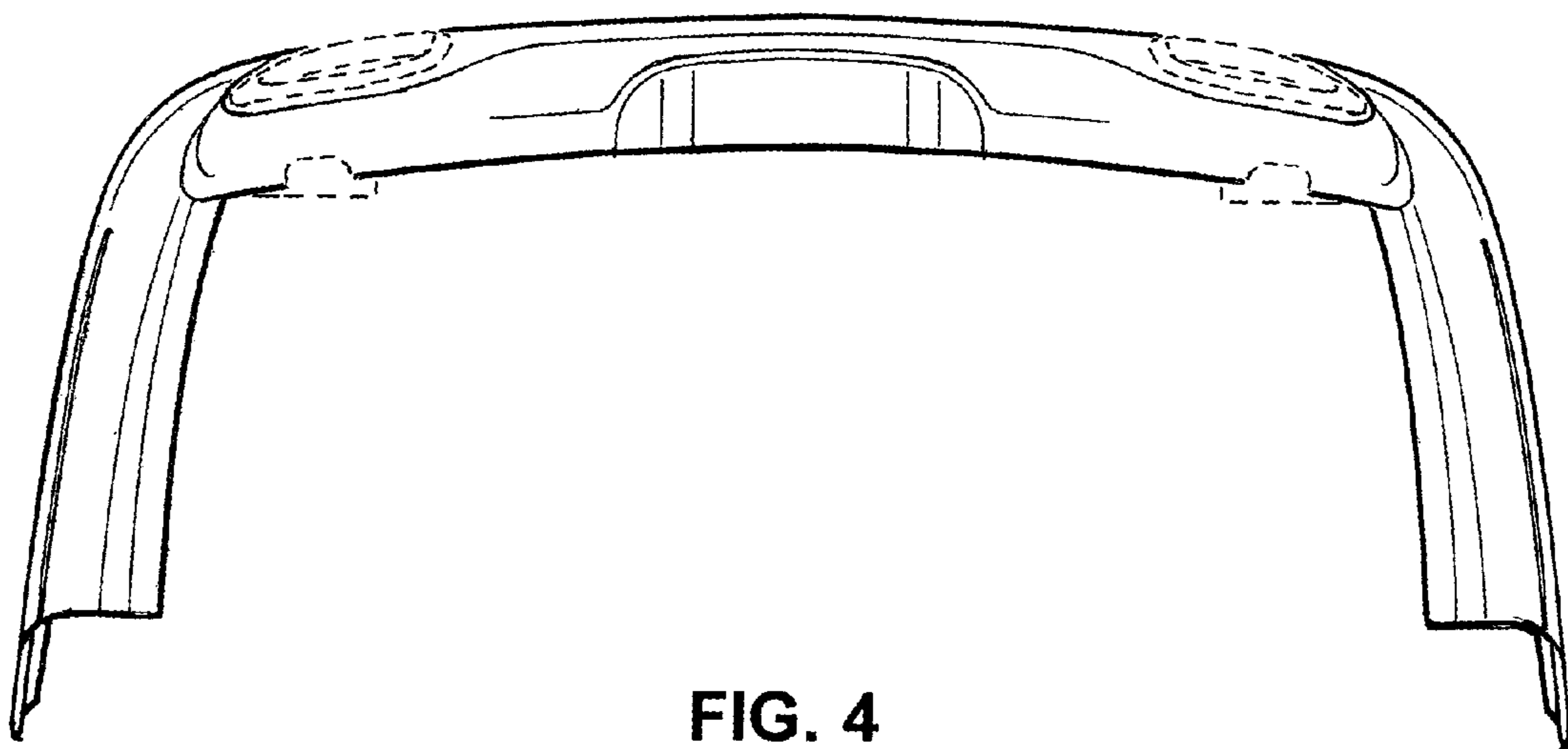


FIG. 4

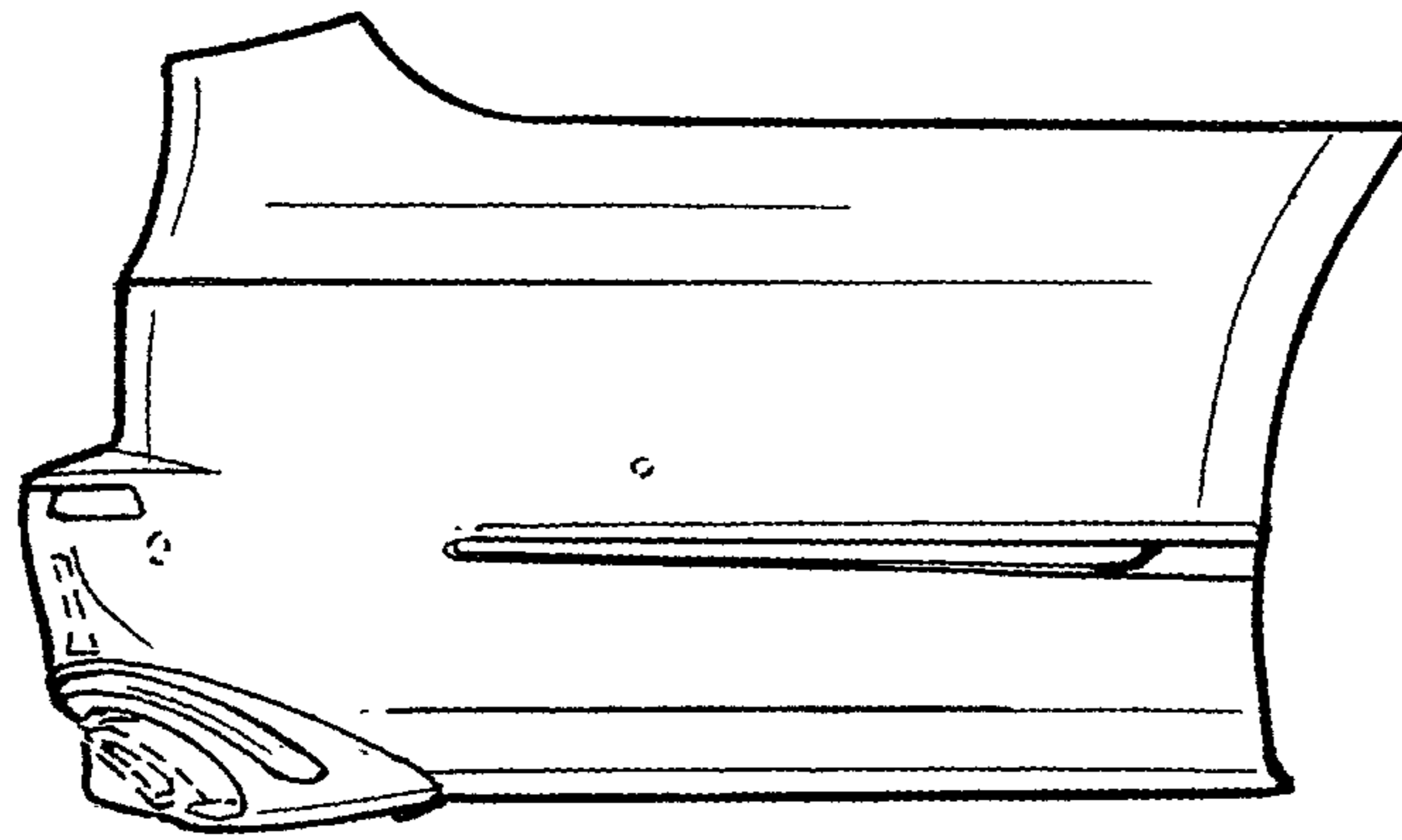


FIG. 5

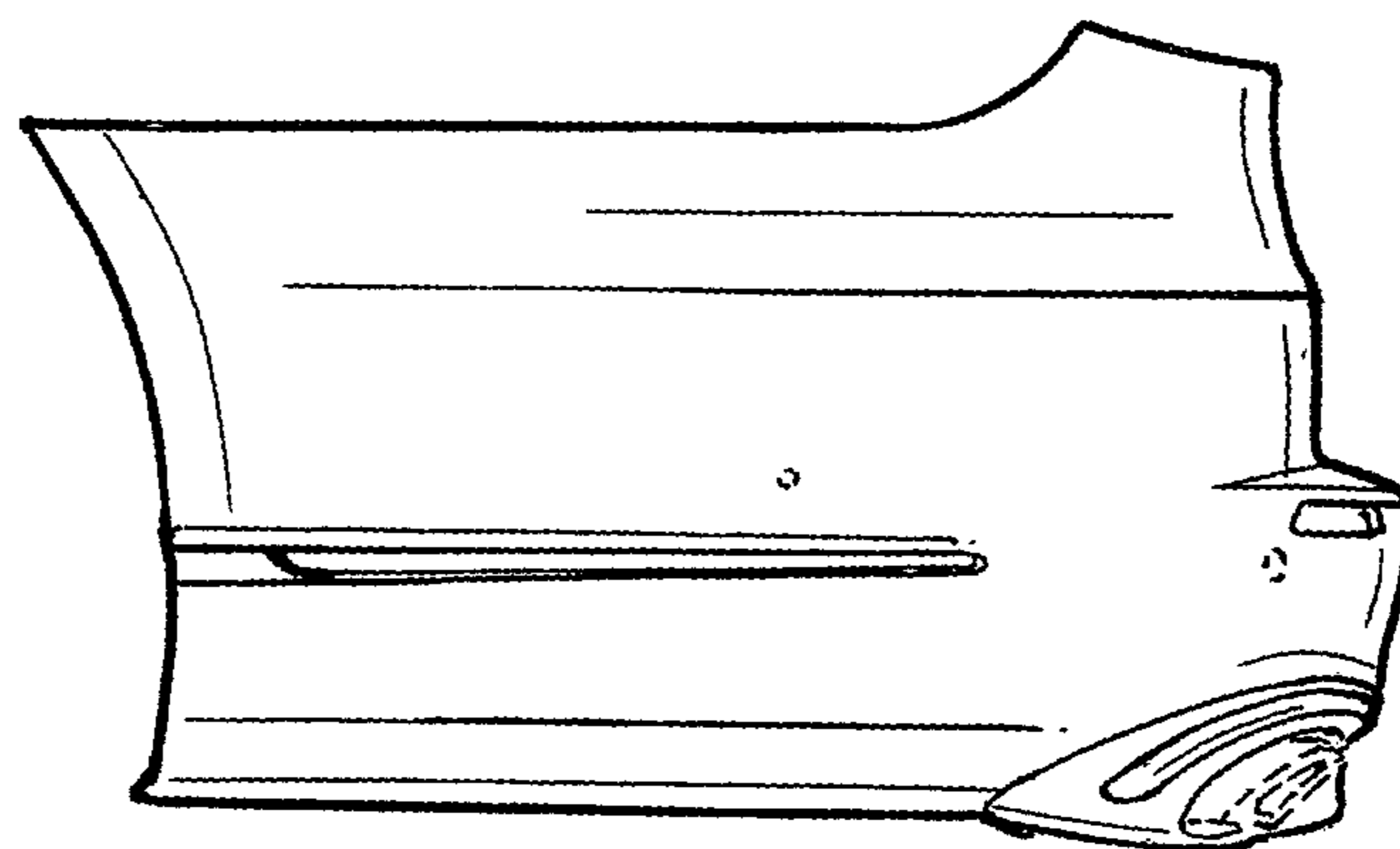


FIG. 6