

US00D766750S

(12) **United States Design Patent** (10) **Patent No.:** **US D766,750 S**
Fadell et al. (45) **Date of Patent:** **** Sep. 20, 2016**

(54) HAZARDOUS CONDITION DETECTOR	4,525,703 A * 6/1985 Bellino G08B 17/10 116/307
(71) Applicant: Google Inc. , Mountain View, CA (US)	D308,646 S * 6/1990 Grilk D10/106.1 D365,528 S * 12/1995 Shibuya D10/81
(72) Inventors: Anthony Fadell , Portola Valley, CA (US); Adam Mittleman , Redwood City, CA (US); Rochus Jacob , San Francisco, CA (US); Nicholas Webb , Menlo Park, CA (US)	D369,566 S * 5/1996 Poon D10/106.2 D390,797 S * 2/1998 Yao D10/106.2 D553,530 S * 10/2007 Chan D10/106.2 D724,462 S * 3/2015 Bould D10/106.2 D730,554 S * 5/2015 Orellana D26/67 D730,755 S * 6/2015 Bould D10/106.6 2011/0005057 A1 * 1/2011 Rosenblatt G08B 17/10 29/428

(73) Assignee: **Google Inc.**, Mountain View, CA (US)

* cited by examiner

(**) Term: **15 Years**

Primary Examiner — Antoine D Davis

(21) Appl. No.: **29/527,162**

(74) *Attorney, Agent, or Firm* — Kilpatrick Townsend & Stockton LLP

(22) Filed: **May 15, 2015**

(51) **LOC (10) Cl.** **10-04**

(52) **U.S. Cl.**
USPC **D10/53; D10/81; D10/106.3**

(58) **Field of Classification Search**
USPC D10/52, 53, 81, 106.1, 106.2, 106.3
CPC G01N 33/004; G08B 3/10; G08B 25/10;
G08B 17/10; G08B 21/16; G08B 21/14;
G08B 29/145; G08B 296/183; G08B 17/113;
G08B 21/10; G08B 21/18; G06N 5/02;
G05D 23/1902; H04L 12/1895

See application file for complete search history.

(56) **References Cited**

U.S. PATENT DOCUMENTS

D258,577 S * 3/1981 Bottner D10/104.1
D271,089 S * 10/1983 Mallory D10/106.1

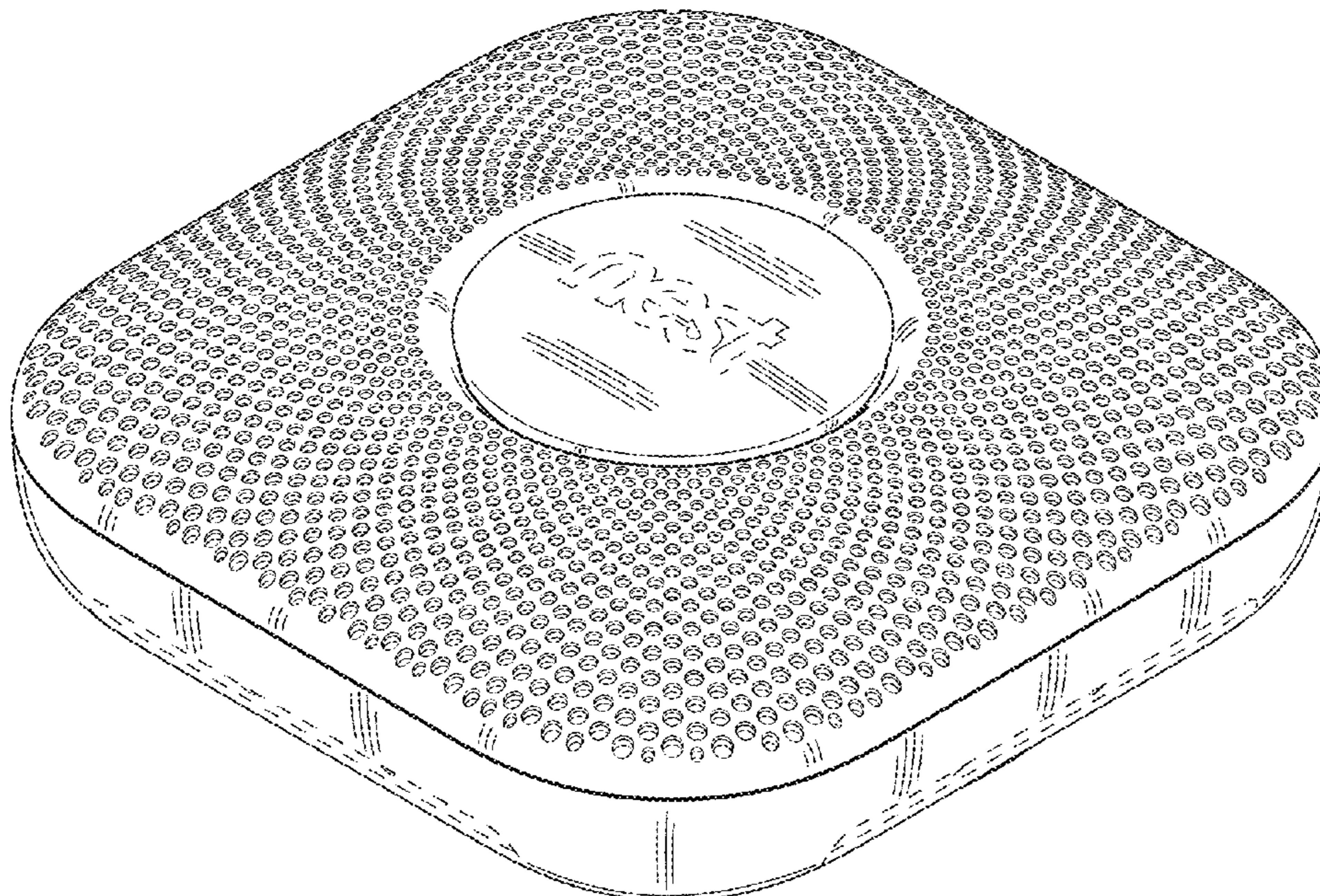
(57) **CLAIM**

I claim the ornamental design for a hazardous condition detector, substantially as shown and described.

DESCRIPTION

FIG. 1 is a perspective view of a hazardous condition detector;
FIG. 2 is a front view thereof;
FIG. 3 is a rear view thereof;
FIG. 4 is a left side view thereof;
FIG. 5 is a right side view thereof;
FIG. 6 is a top view thereof; and,
FIG. 7 is a bottom view thereof.
The broken line showing of structural features is included for the purpose of illustrating non-claimed subject matter and forms no part of the claimed design.

1 Claim, 5 Drawing Sheets



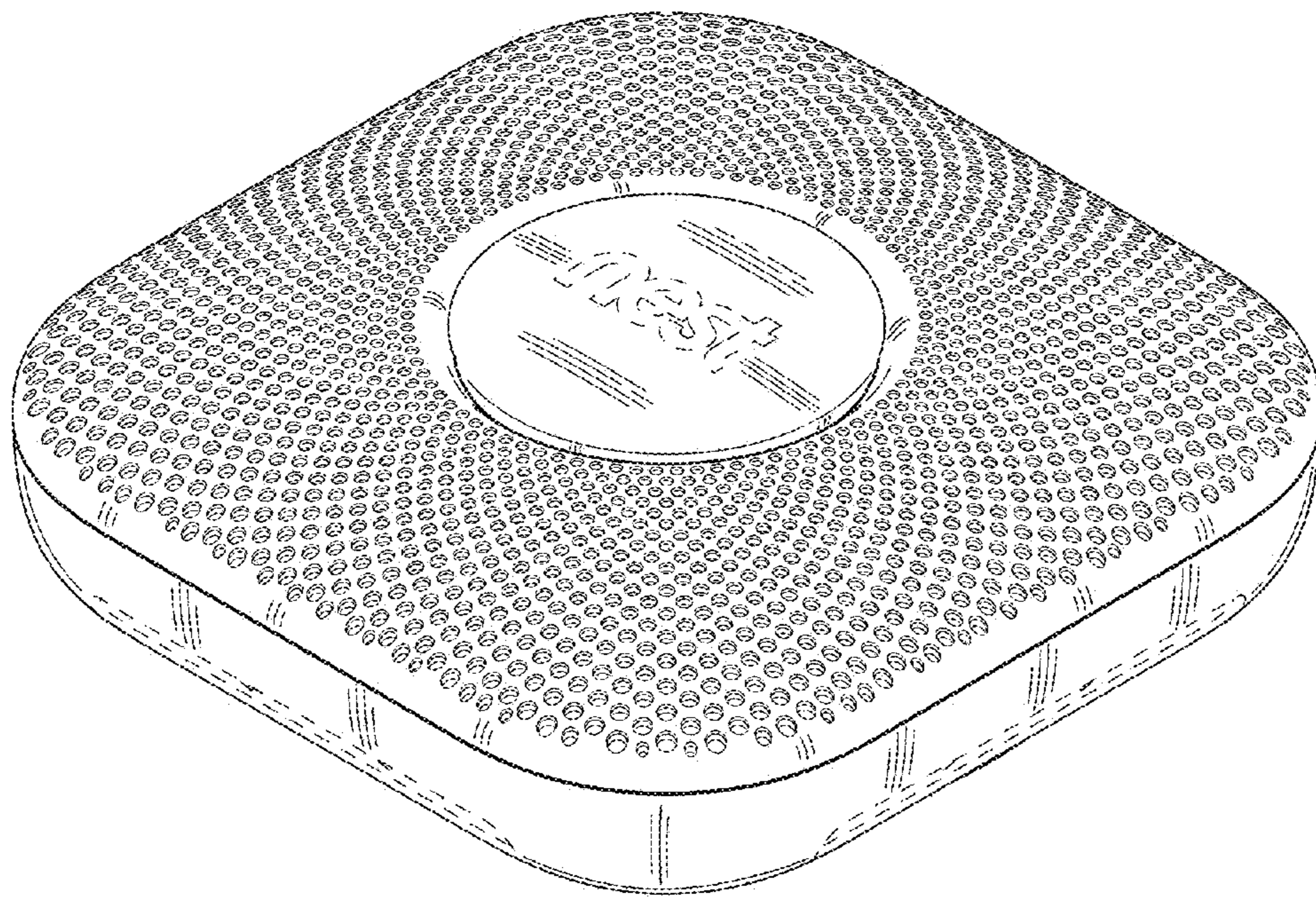


FIG.1

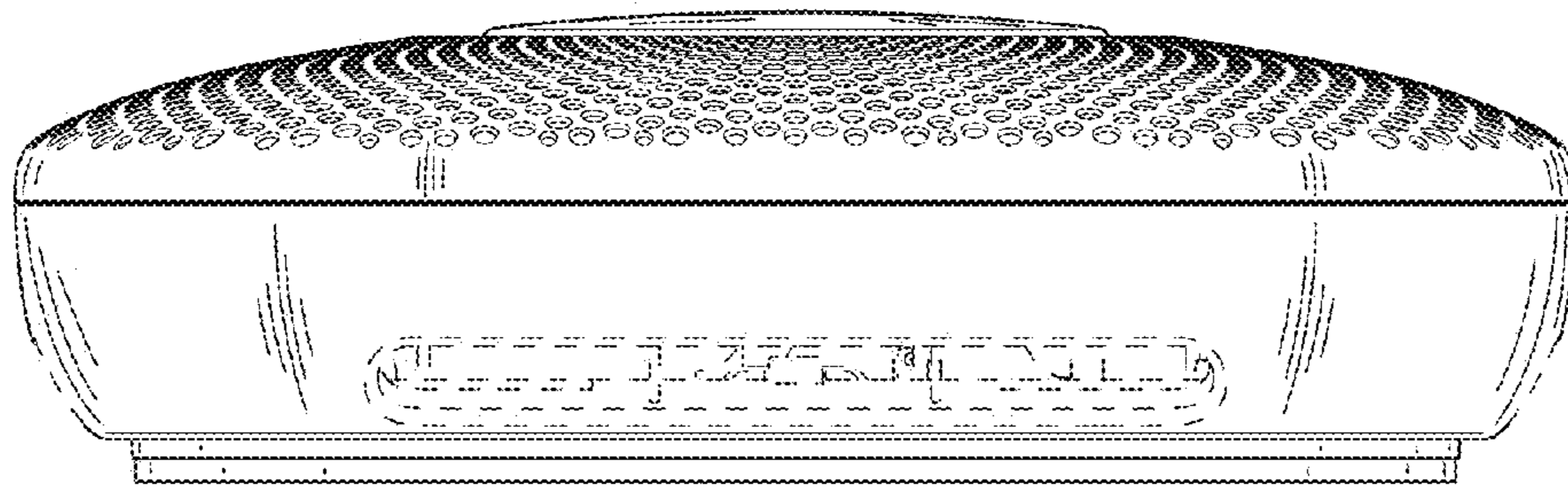


FIG. 2

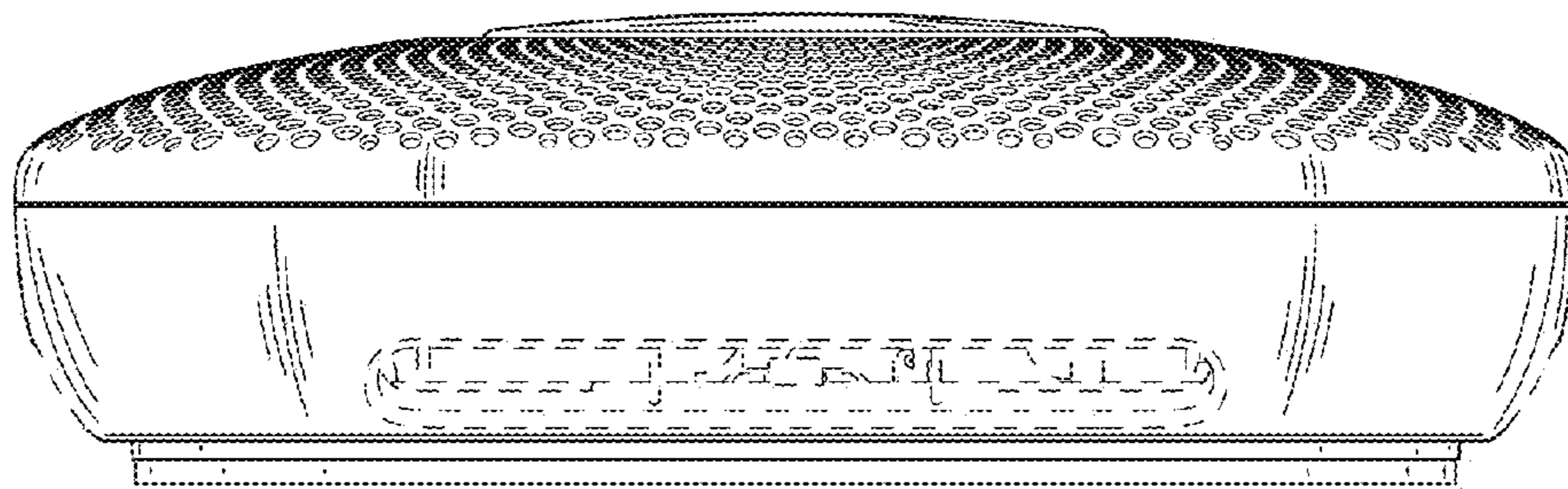


FIG. 3

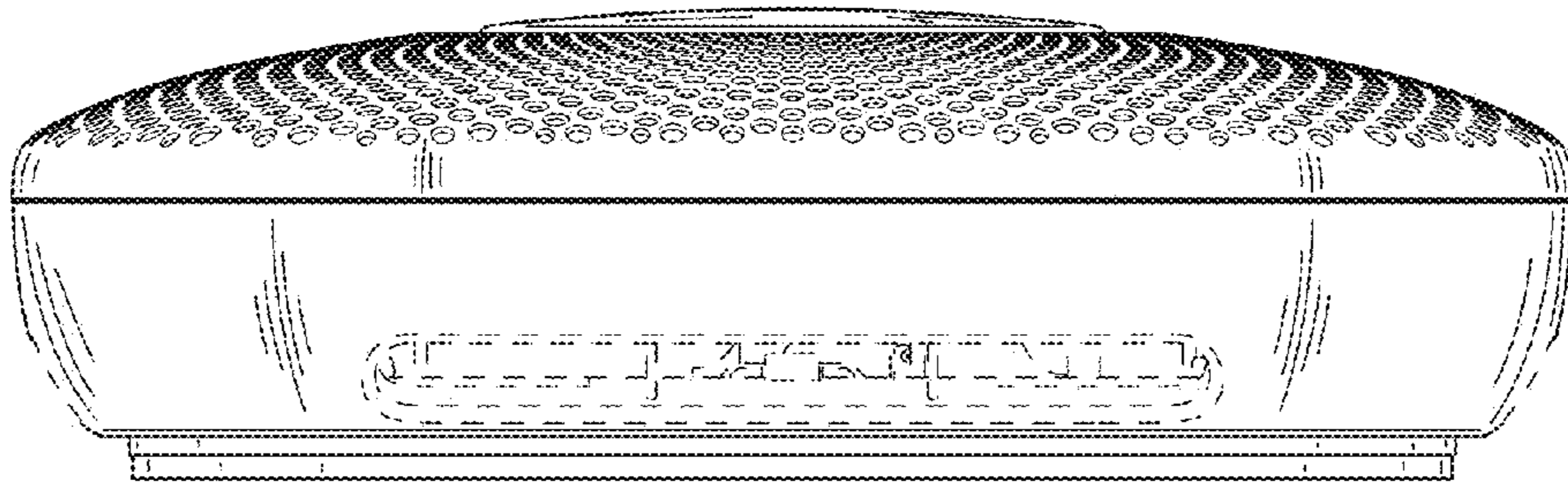


FIG.4

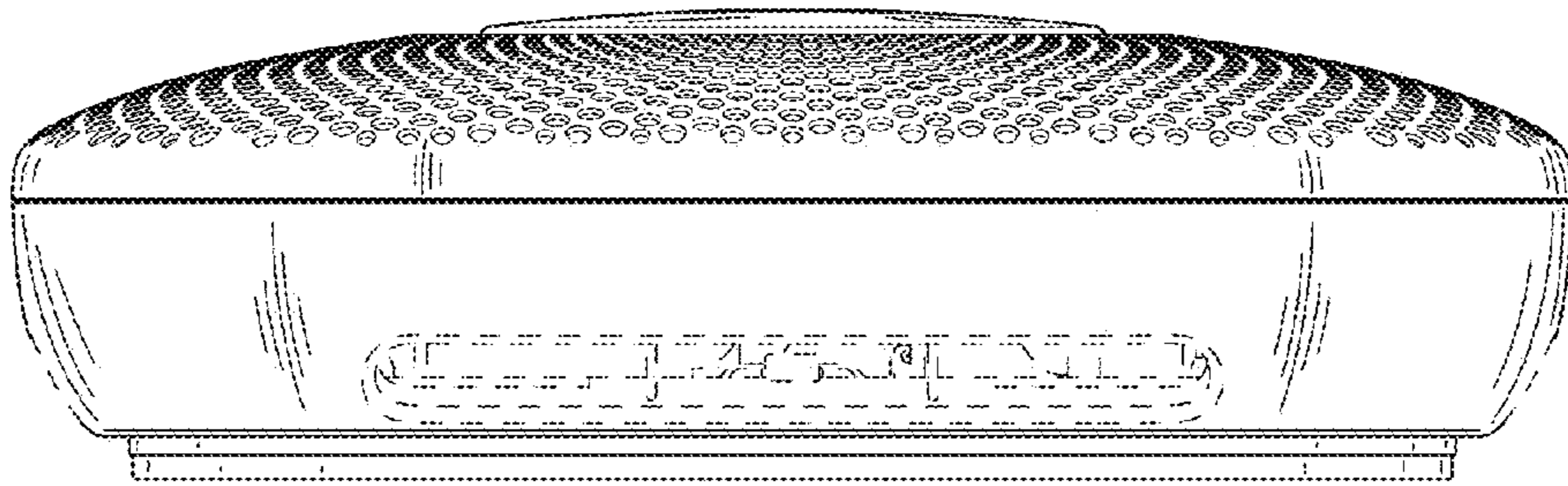


FIG.5




FIG.6

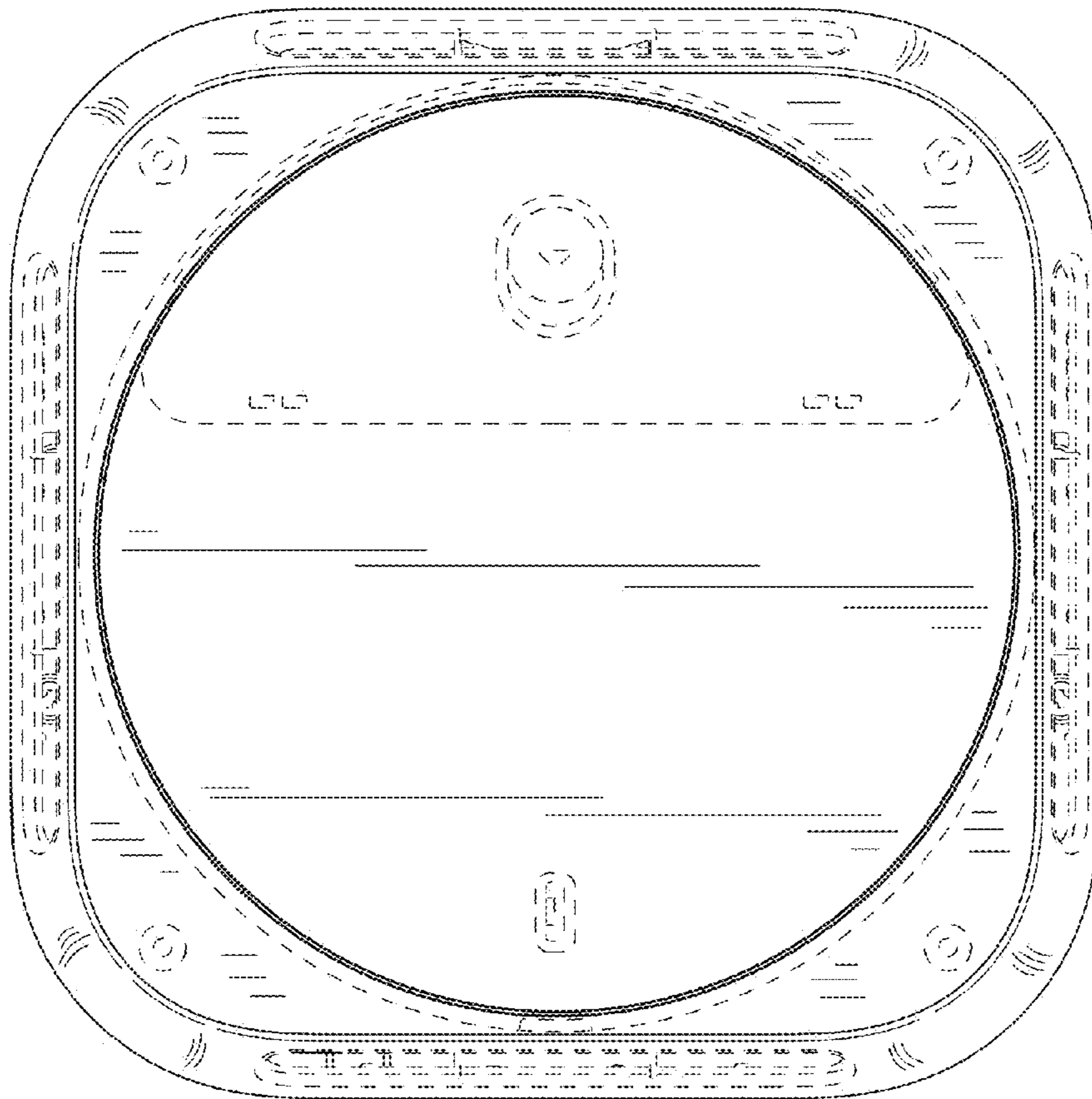


FIG.7