



US00D766749S

(12) **United States Design Patent** (10) **Patent No.:** **US D766,749 S**  
**Fadell et al.** (45) **Date of Patent:** **\*\* Sep. 20, 2016**

(54) **HAZARDOUS CONDITION DETECTOR**  
(71) Applicant: **Google Inc.**, Mountain View, CA (US)  
(72) Inventors: **Anthony Fadell**, Portola Valley, CA (US); **Adam Mittleman**, Redwood City, CA (US); **Rochus Jacob**, San Francisco, CA (US); **Nicholas Webb**, Menlo Park, CA (US)

4,525,703 A \* 6/1985 Bellino ..... G08B 17/10  
116/307  
D308,646 S \* 6/1990 Grilk ..... D10/106.1  
D365,528 S \* 12/1995 Shibuya ..... D10/81  
D369,566 S \* 5/1996 Poon ..... D10/106.2  
D390,797 S \* 2/1998 Yao ..... D10/106.2  
D553,530 S \* 10/2007 Chan ..... D10/106.2  
D724,462 S \* 3/2015 Bould ..... D10/106.2  
D730,554 S \* 5/2015 Orellana ..... D26/67  
D730,755 S \* 6/2015 Bould ..... D10/106.6  
2011/0005057 A1\* 1/2011 Rosenblatt ..... G08B 17/10  
29/428

(73) Assignee: **Google Inc.**, Mountain View, CA (US)

\* cited by examiner

(\*\*) Term: **15 Years**

*Primary Examiner* — Antoine D Davis

(21) Appl. No.: **29/527,160**

(74) *Attorney, Agent, or Firm* — Kilpatrick Townsend & Stockton LLP

(22) Filed: **May 15, 2015**

(51) **LOC (10) Cl.** ..... **10-04**

(52) **U.S. Cl.**  
USPC ..... **D10/53; D10/81; D10/106.3**

(58) **Field of Classification Search**  
USPC ..... D10/52, 53, 81, 106.1, 106.2, 106.3  
CPC ..... G01N 33/004; G08B 3/10; G08B 25/10;  
G08B 17/10; G08B 21/16; G08B 21/14;  
G08B 29/145; G08B 29/183; G08B 17/113;  
G08B 21/10; G08B 21/18; G06N 5/02;  
G05D 23/1902; H04L 12/1895  
See application file for complete search history.

(57) **CLAIM**

We claim the ornamental design for a hazardous condition detector, substantially as shown and described.

**DESCRIPTION**

FIG. 1 is a perspective view of a hazardous condition detector;  
FIG. 2 is a front view thereof;  
FIG. 3 is a rear view thereof;  
FIG. 4 is a left side view thereof;  
FIG. 5 is a right side view thereof;  
FIG. 6 is a top view thereof; and,  
FIG. 7 is a bottom view thereof.

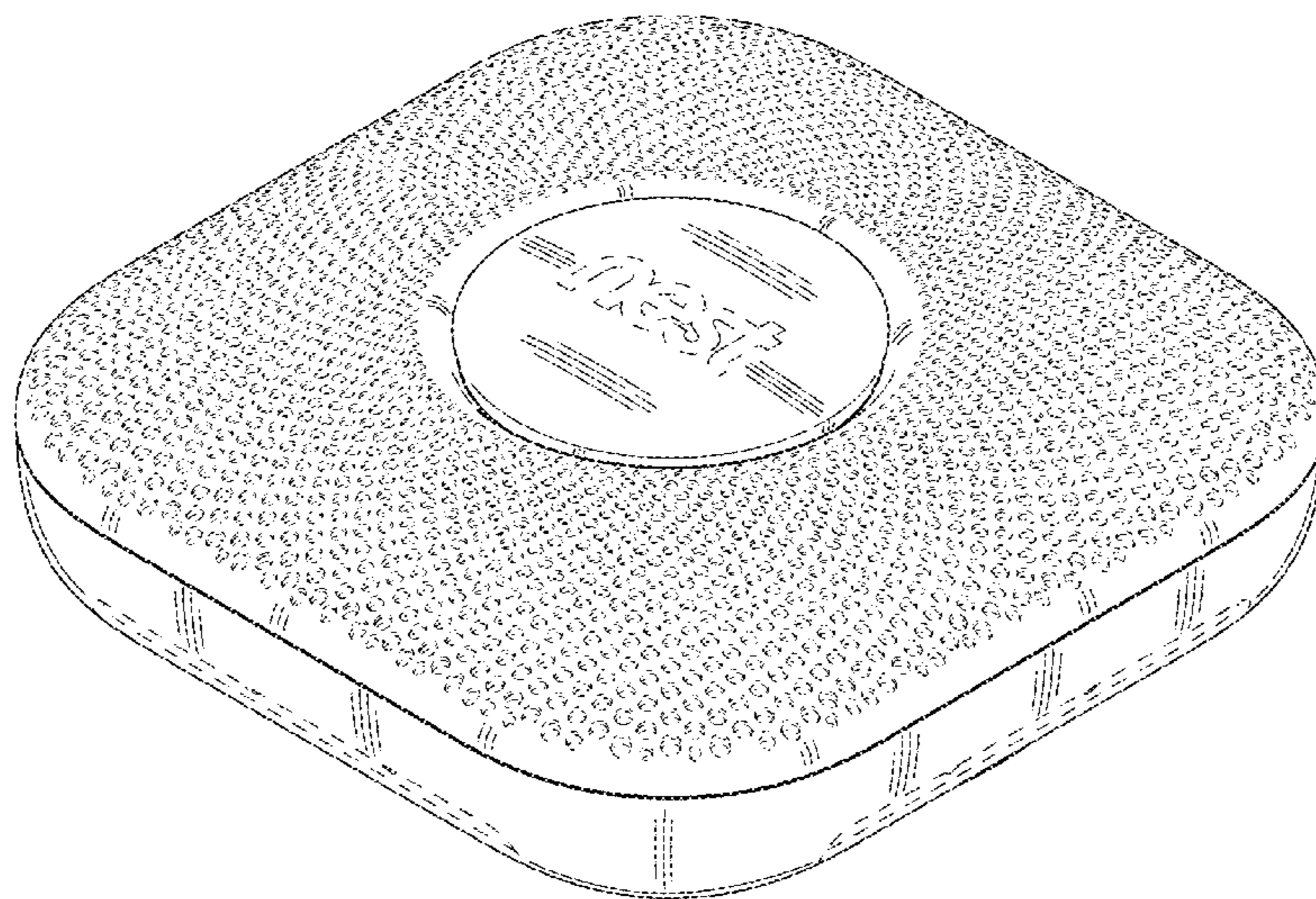
The broken line showing of structural features is included for the purpose of illustrating non-claimed subject matter and forms no part of the claimed design.

(56) **References Cited**

**U.S. PATENT DOCUMENTS**

D258,577 S \* 3/1981 Bottner ..... D10/104.1  
D271,089 S \* 10/1983 Mallory ..... D10/106.1

**1 Claim, 5 Drawing Sheets**



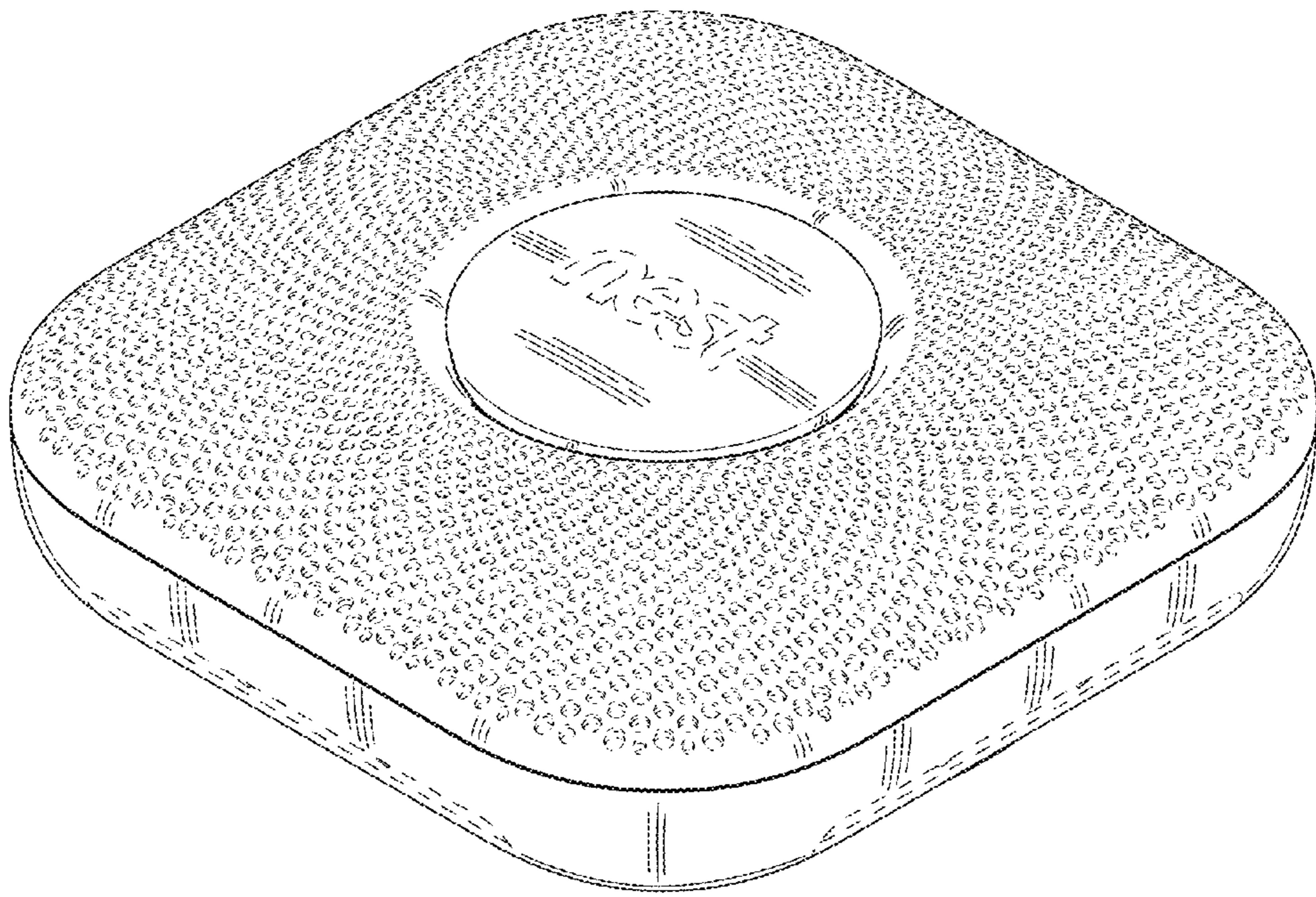


FIG.1

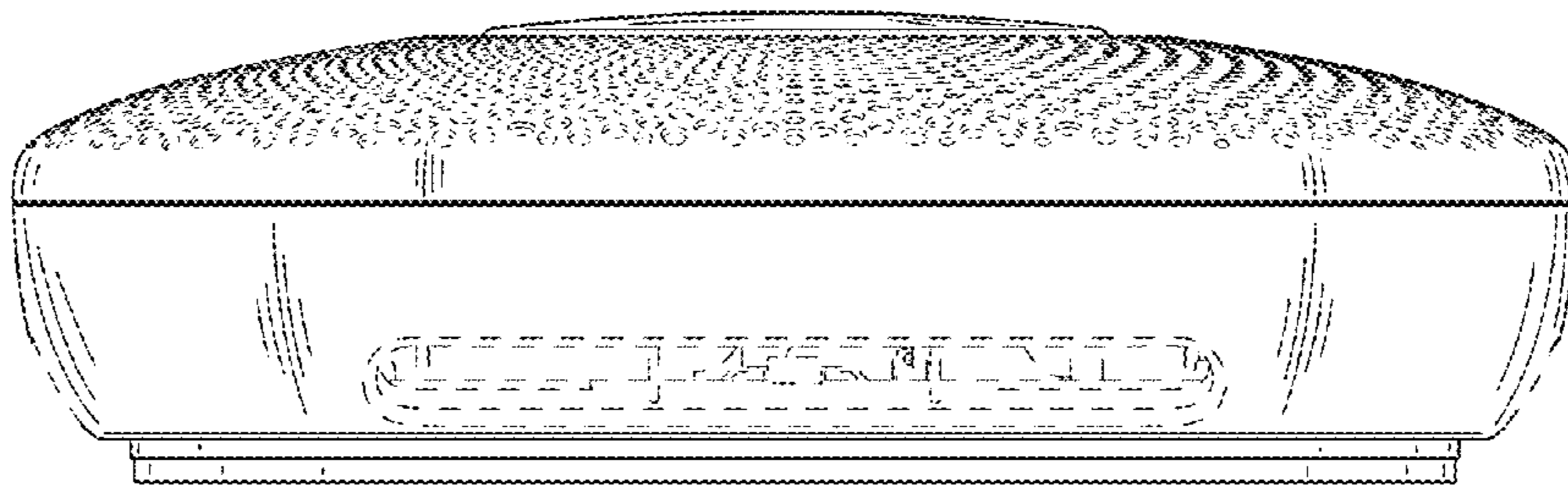


FIG. 2

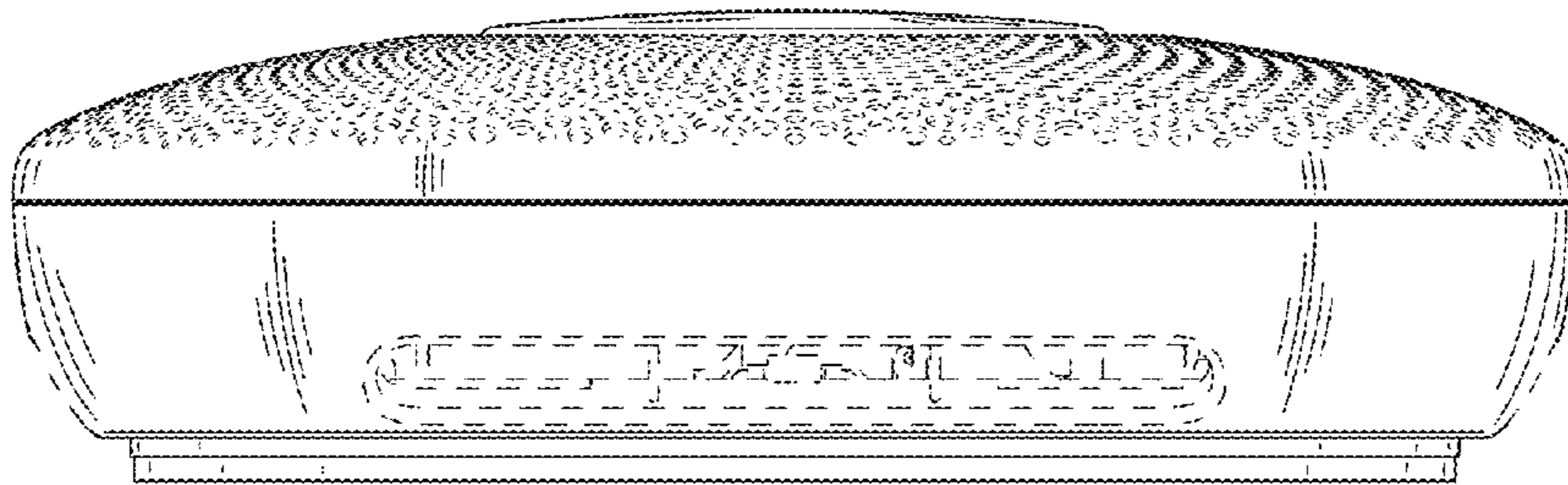


FIG. 3

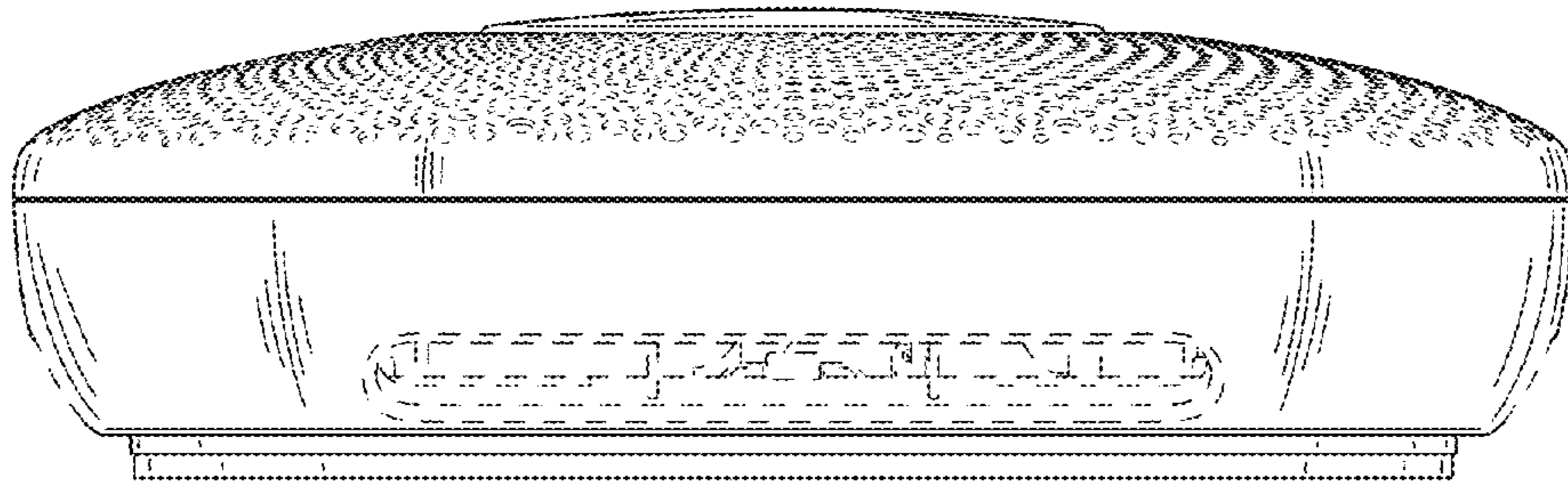


FIG. 4

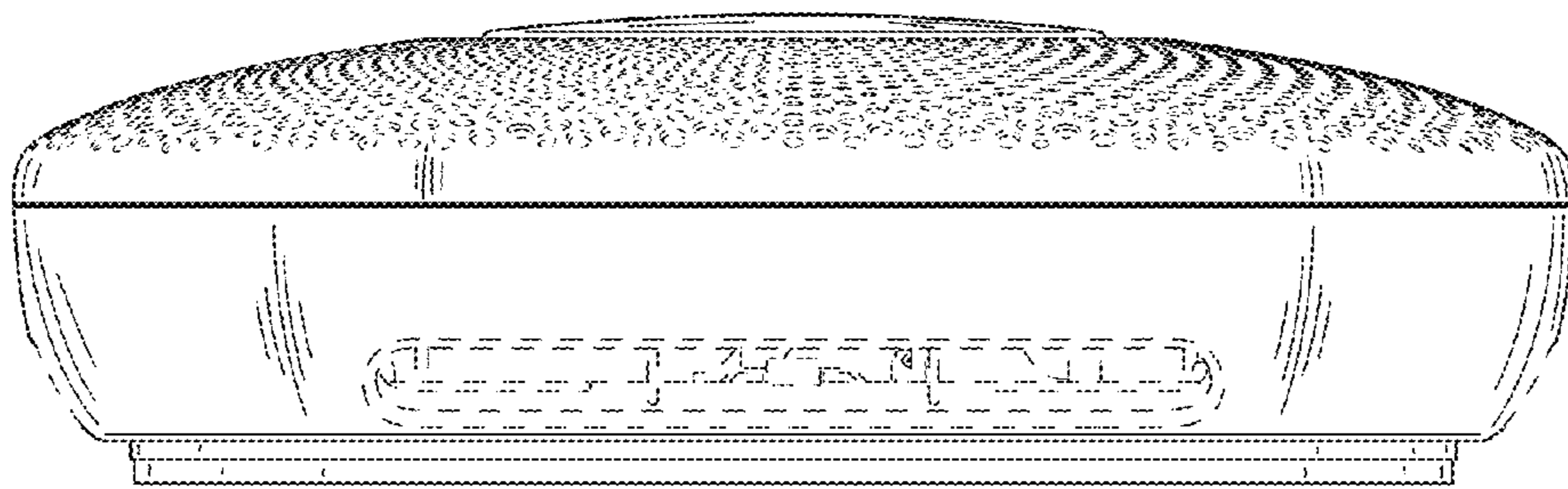


FIG. 5

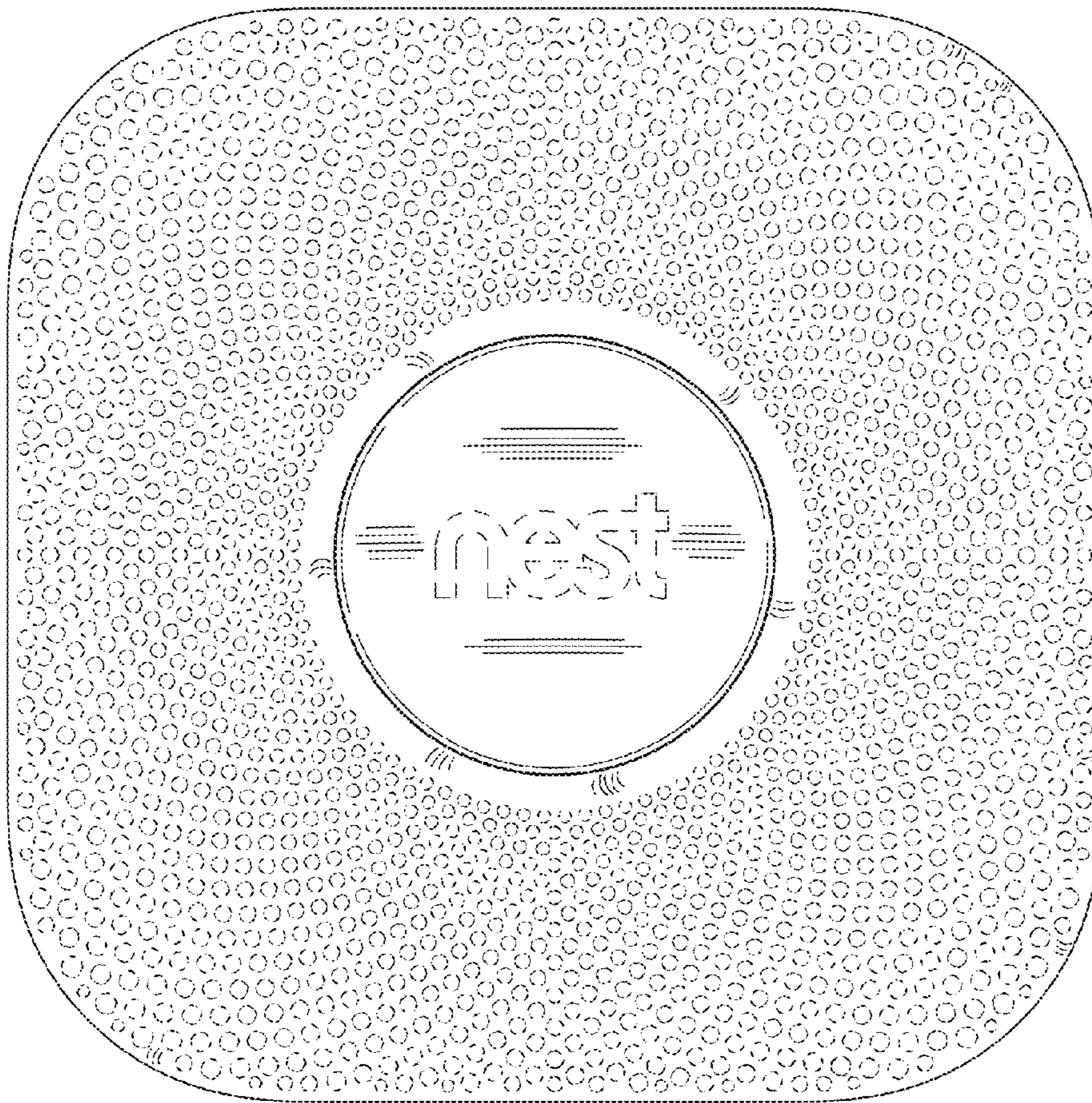


FIG.6

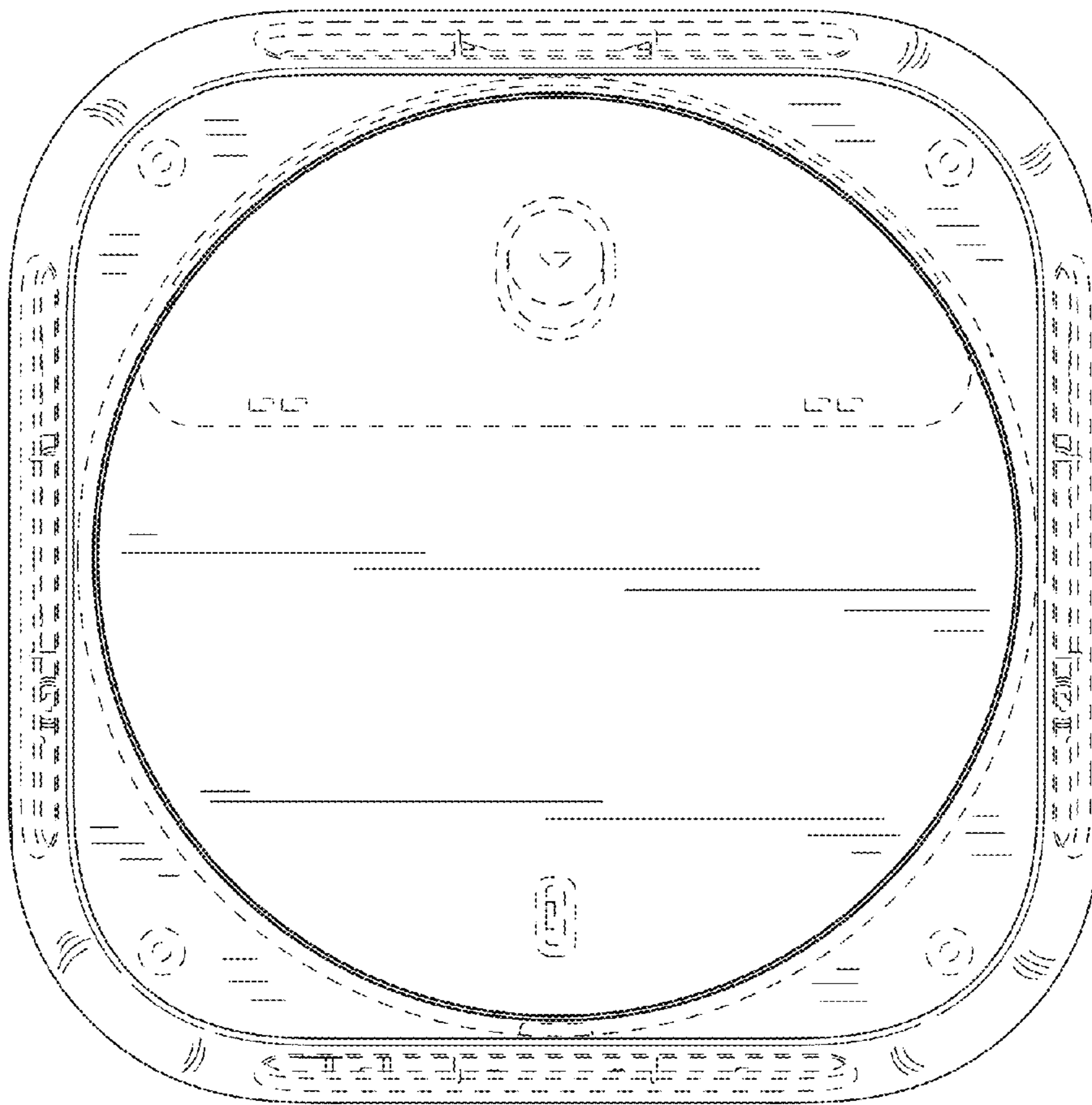


FIG.7