

US00D766746S

(12) **United States Design Patent**
Yurman

(10) **Patent No.:** **US D766,746 S**

(45) **Date of Patent:** **** Sep. 20, 2016**

(54) **WRISTWATCH**

(71) Applicant: **David Yurman SA**, La Chaux-de-Fonds (CH)

(72) Inventor: **David Yurman**, New York, NY (US)

(73) Assignee: **David Yurman SA**, La Chaux-de-Fonds (CH)

(**) Term: **14 Years**

(21) Appl. No.: **29/510,110**

(22) Filed: **Nov. 25, 2014**

(30) **Foreign Application Priority Data**

May 27, 2014 (WO) DM/083 697

(51) **LOC (10) Cl.** **10-02**

(52) **U.S. Cl.**
USPC **D10/38**

(58) **Field of Classification Search**
USPC D10/30-39, 1-29, 122-132; D11/3, 4, D11/13

CPC G04B 19/00; G04B 19/283; G04B 37/00; G04B 37/0008; G04B 37/14; G04B 37/1486; G04B 45/00; G04B 45/0069; D04B 37/0058; A44C 5/00; A44C 5/02; A44C 5/102
See application file for complete search history.

(56) **References Cited**

U.S. PATENT DOCUMENTS

1,905,682 A * 4/1933 Carlson G04B 37/1486
368/281
D214,525 S * 6/1969 Weitz D10/32

D340,648 S * 10/1993 Scheuffle D10/126
D404,524 S * 1/1999 Tsai D28/41
5,877,742 A * 3/1999 Klink G06F 19/323
345/685
D419,079 S * 1/2000 Rodkey D10/31
D441,305 S * 5/2001 Modolo D10/30
D529,834 S * 10/2006 Yurman D11/13
D544,802 S * 6/2007 Mouclier D10/32
D558,066 S * 12/2007 Rodell D10/32
D632,980 S * 2/2011 Yurman D10/38
D675,111 S * 1/2013 Yurman D10/32

* cited by examiner

Primary Examiner — Sandra Snapp

(74) *Attorney, Agent, or Firm* — McCarter & English, LLP

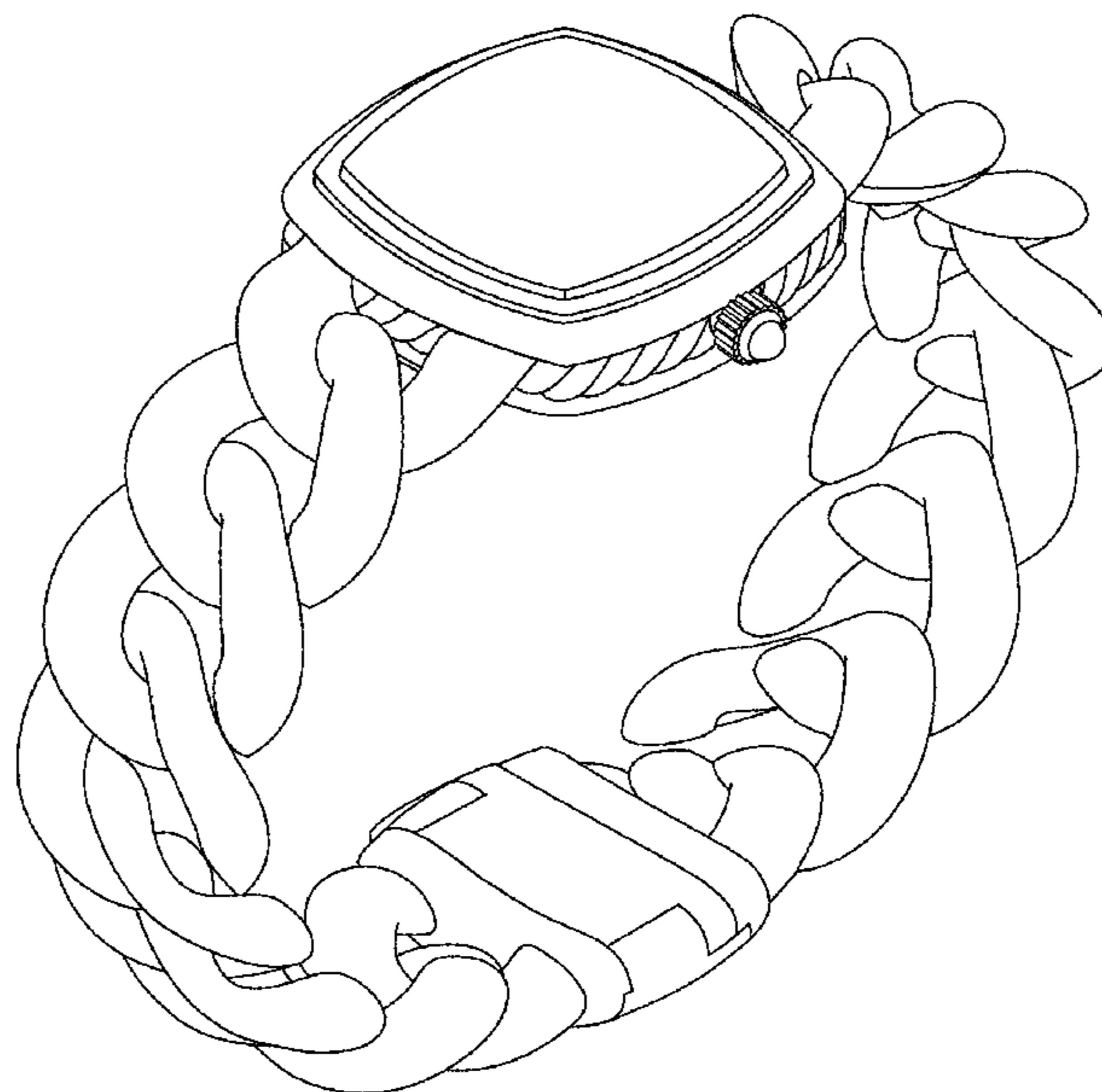
(57) **CLAIM**

The ornamental design for a wristwatch, as shown and described.

DESCRIPTION

FIG. 1 is a perspective view of a wristwatch showing my new design;
FIG. 2 shows a top plan view thereof;
FIG. 3 shows a bottom plan view thereof;
FIG. 4 shows a front elevational view thereof;
FIG. 5 shows a rear elevational view thereof;
FIG. 6 shows a right side elevational view thereof;
FIG. 7 shows a left side elevational view thereof; and,
FIG. 8 shows a bottom plan view thereof, with a watch band turned to illustrate the bottom of a watch case.

1 Claim, 8 Drawing Sheets






FIG. 1

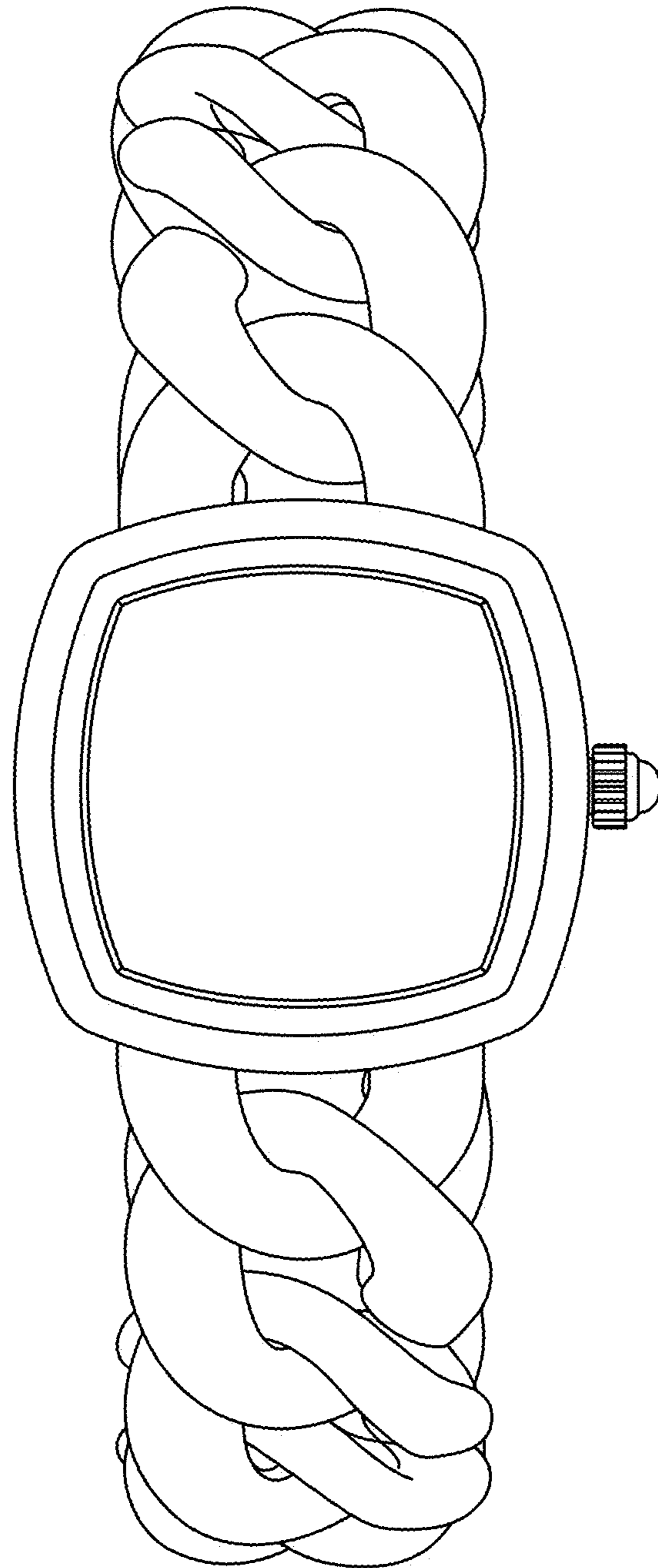


FIG. 2

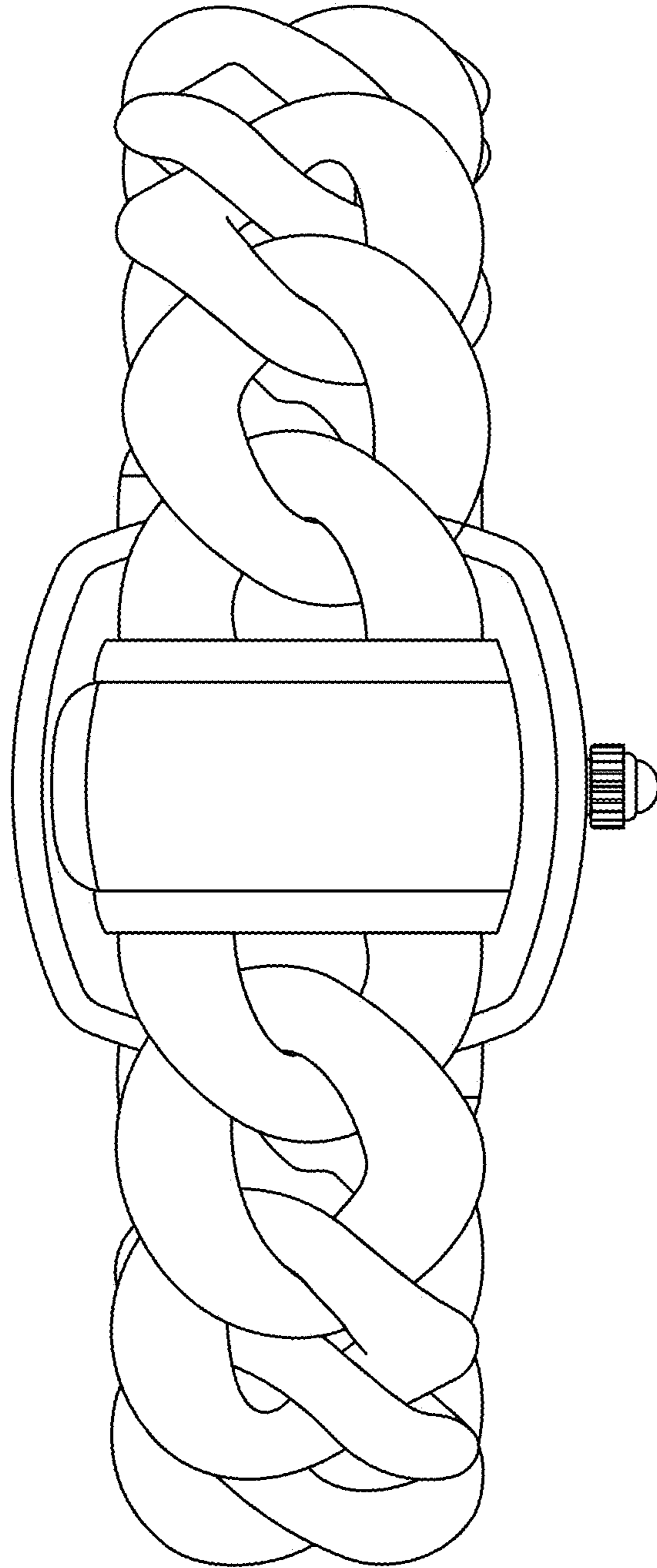


FIG. 3




FIG. 4




FIG. 5

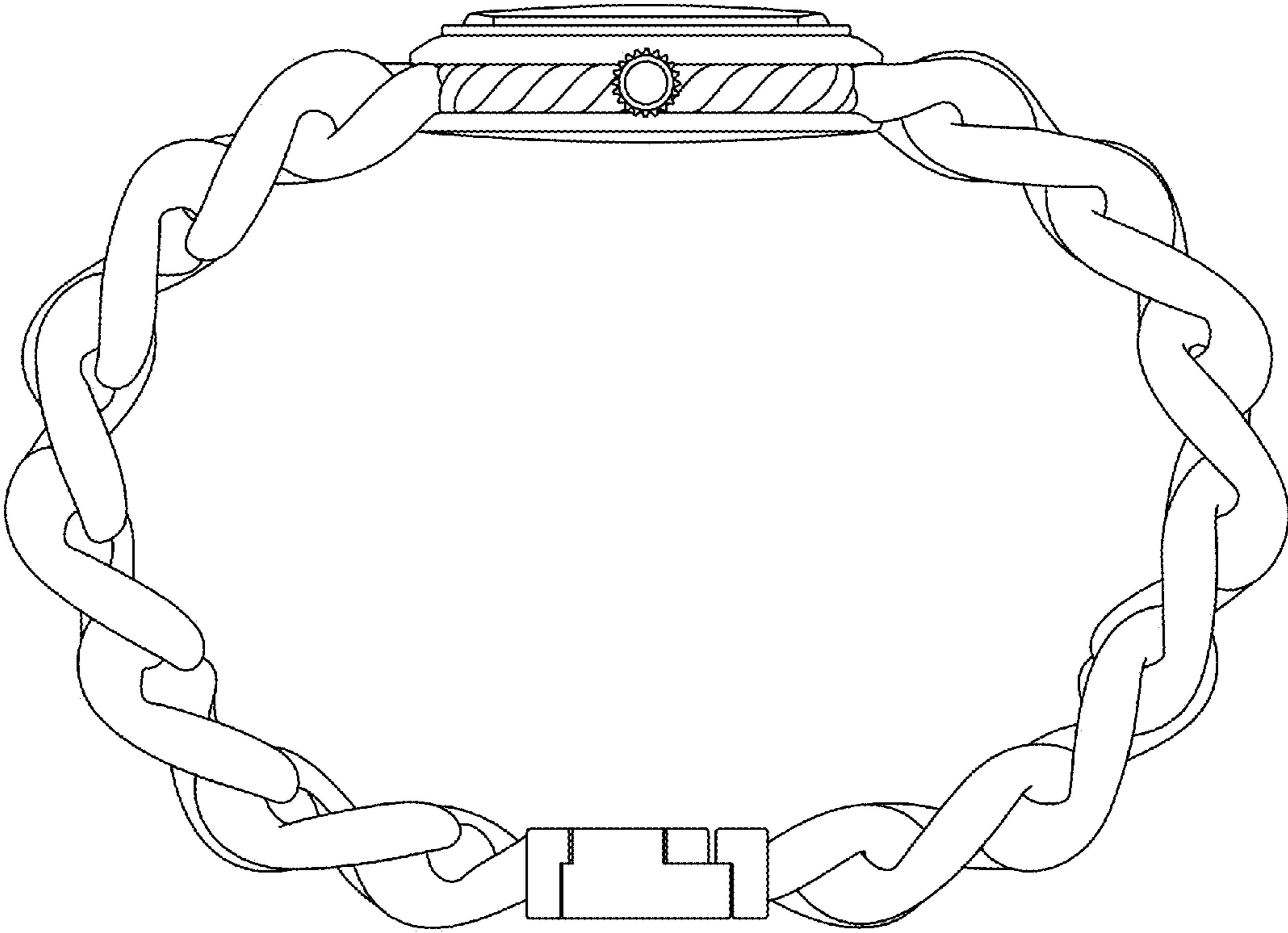


FIG. 6

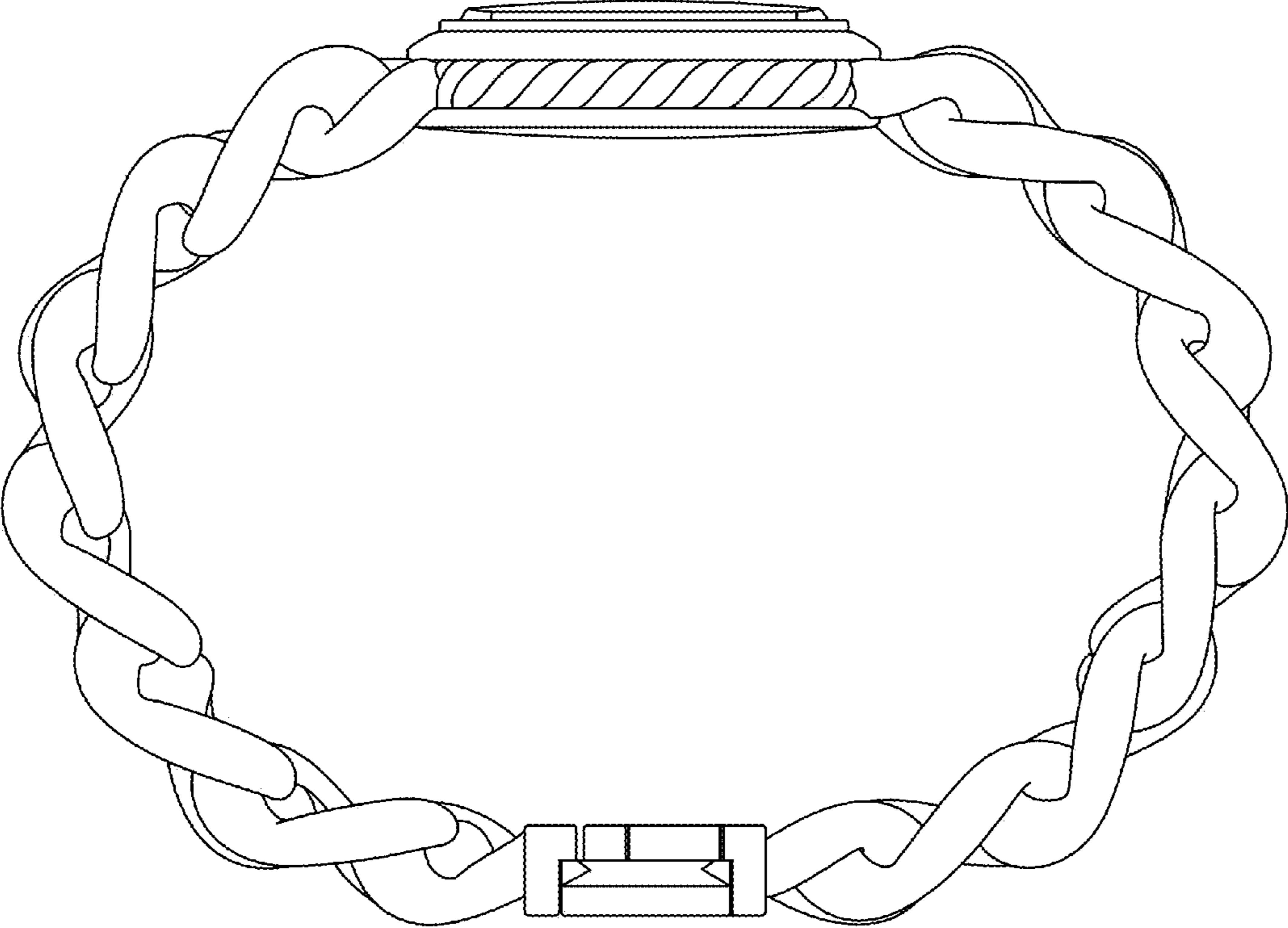


FIG. 7

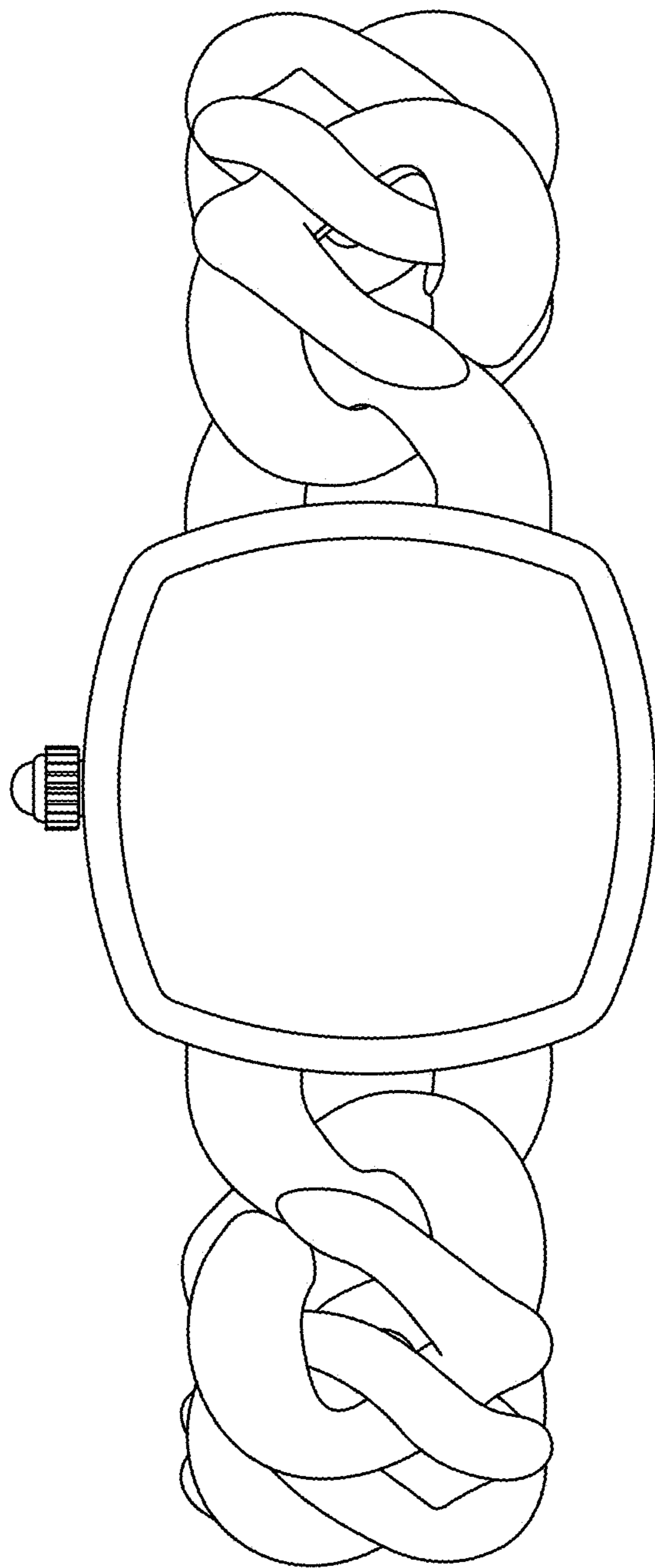


FIG. 8