



US00D766743S

(12) **United States Design Patent**  
**Laucella**

(10) **Patent No.:** **US D766,743 S**

(45) **Date of Patent:** **\*\* Sep. 20, 2016**

(54) **WATCH**

(71) Applicant: **MONTRES BREGUET S.A.**,  
L'Abbaye (CH)

(72) Inventor: **Vincent Laucella**, Le Brassus (CH)

(73) Assignee: **MONTRES BREGUET S.A.**,  
L'Abbaye (CH)

(\*\*) Term: **15 Years**

(21) Appl. No.: **29/537,447**

(22) Filed: **Aug. 26, 2015**

(30) **Foreign Application Priority Data**

Feb. 26, 2015 (WO) ..... DM/085708

(51) **LOC (10) Cl.** ..... **10-02**

(52) **U.S. Cl.**  
USPC ..... **D10/30; D10/38**

(58) **Field of Classification Search**

USPC ..... 368/10, 15-18, 21, 28, 37, 80, 223,  
368/228, 232, 276, 277, 281, 282, 285, 294,  
368/295, 308, 319; D10/30-39, 1-29,  
D10/122-132

CPC .... G04B 17/00; G04B 17/02; G04B 17/005;  
G04B 17/285; G04B 37/00; G04B 37/0008;  
G04B 37/0058; G04B 45/00; G04B 45/038;  
G04B 45/0069; G04B 45/0076; G04B 45/02;  
G04B 29/00

See application file for complete search history.

(56) **References Cited**

**U.S. PATENT DOCUMENTS**

1,950,189 A \* 3/1934 Pejchar ..... G04B 19/223  
368/21  
D339,751 S \* 9/1993 Besson ..... D10/129

D350,288 S \* 9/1994 Giardiello ..... D10/30  
D371,079 S \* 6/1996 Mijatovic ..... D10/39  
D438,473 S \* 3/2001 Dumas ..... D10/39  
D505,342 S \* 5/2005 Hayek ..... D10/39  
D568,180 S \* 5/2008 Laucella ..... D10/39  
D727,753 S \* 4/2015 Laucella ..... D10/39  
D727,754 S \* 4/2015 Laucella ..... D10/39  
D751,421 S \* 3/2016 Perret ..... D10/126  
D756,245 S \* 5/2016 Mille ..... D10/126  
2010/0214879 A1 \* 8/2010 Lechot ..... G04B 15/00  
368/101

\* cited by examiner

*Primary Examiner* — Susan Bennett Hattan

*Assistant Examiner* — Jennifer Wright

(74) *Attorney, Agent, or Firm* — Donald J. Ranft; Kristen A. Mogavero; Collen IP

(57) **CLAIM**

The ornamental design for a watch, as shown.

**DESCRIPTION**

FIG. 1 is a front right perspective view of a watch showing my new design;

FIG. 2 is a rear left perspective view thereof;

FIG. 3 is a front view thereof;

FIG. 4 is a rear view thereof;

FIG. 5 is a left side view thereof;

FIG. 6 is a right side view thereof;

FIG. 7 is a top view thereof;

FIG. 8 is a bottom view thereof;

FIG. 9 is a front left perspective view thereof; and,

FIG. 10 is a rear right perspective view thereof.

**1 Claim, 8 Drawing Sheets**



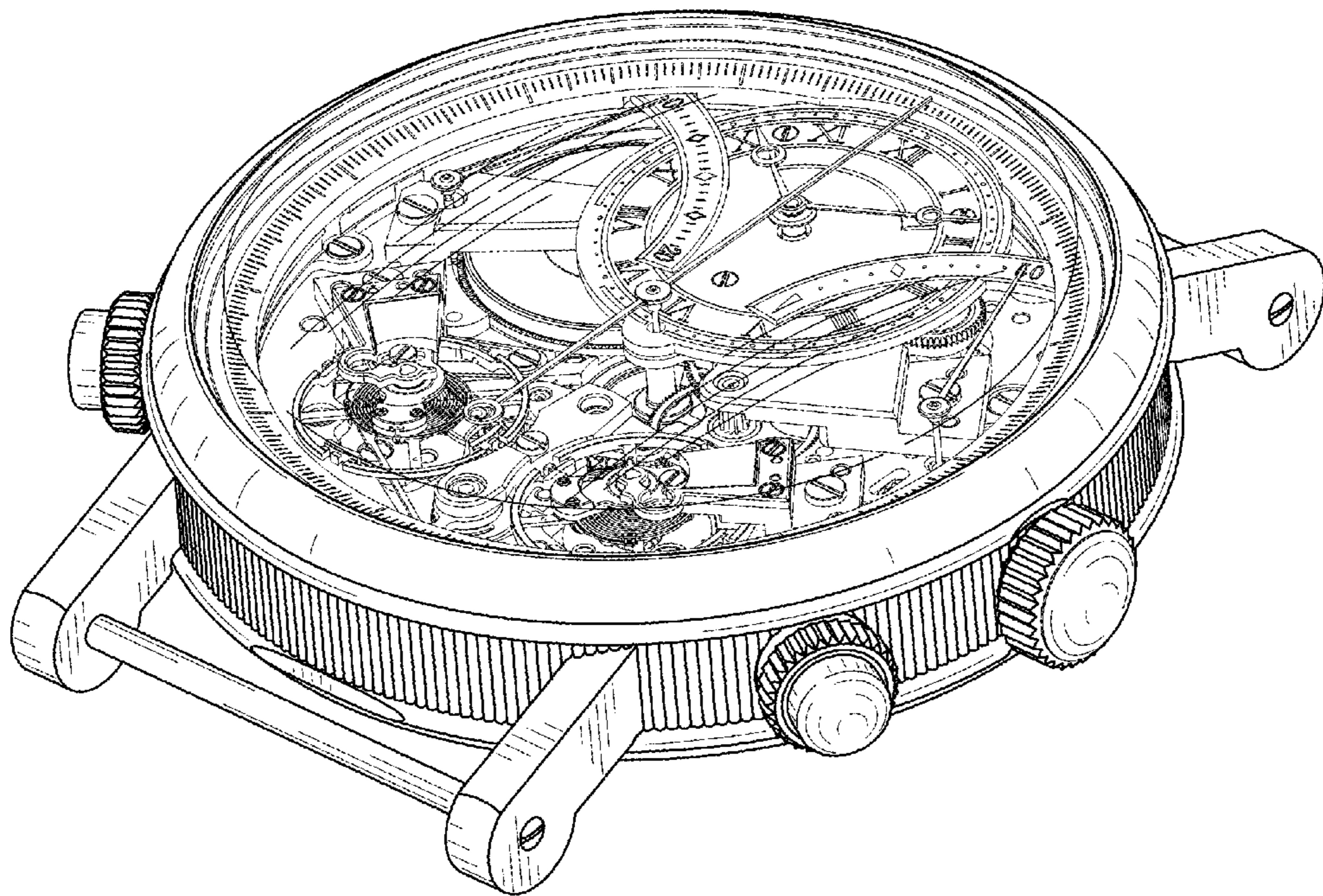


FIG. 1

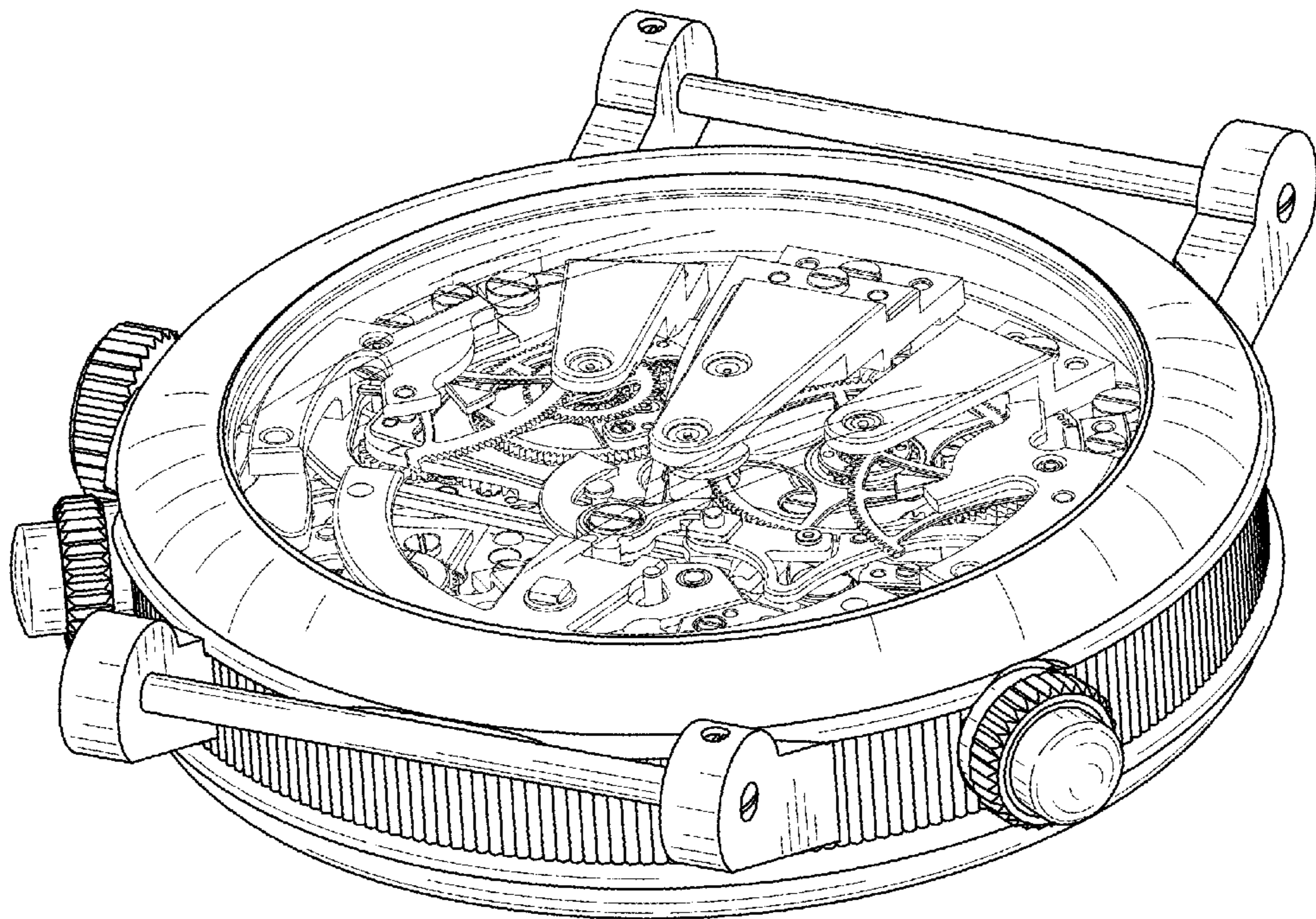


FIG. 2



FIG. 3



FIG. 4

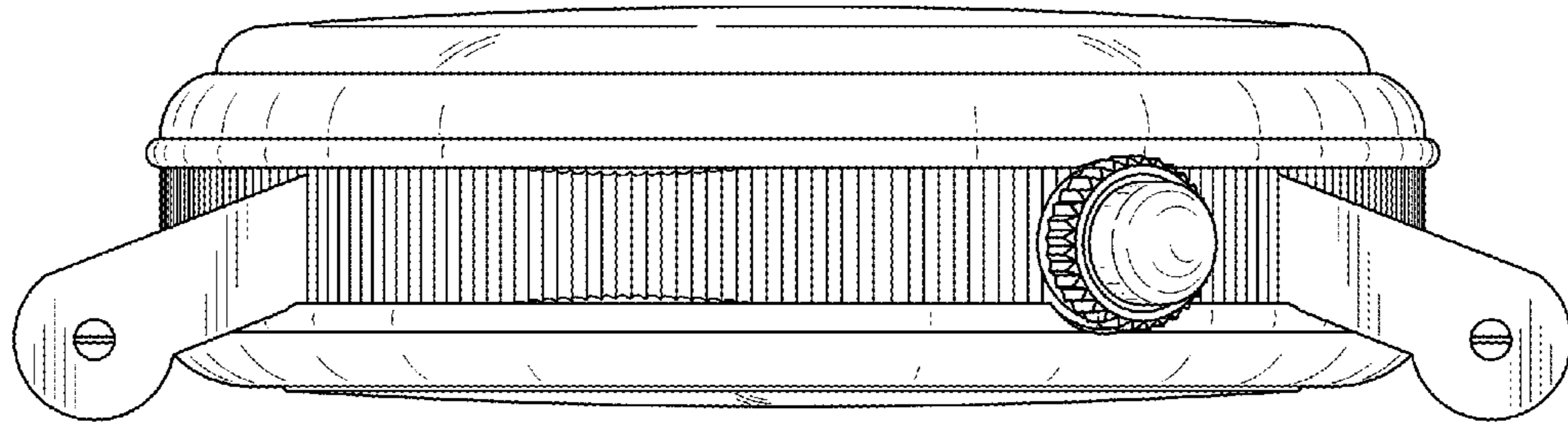


FIG. 5

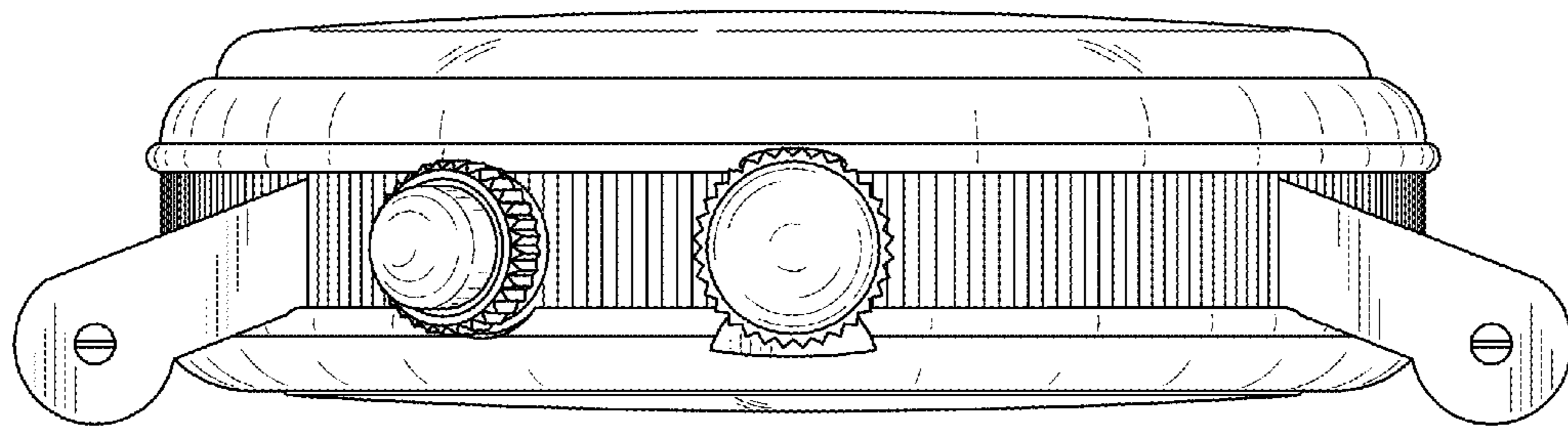


FIG. 6

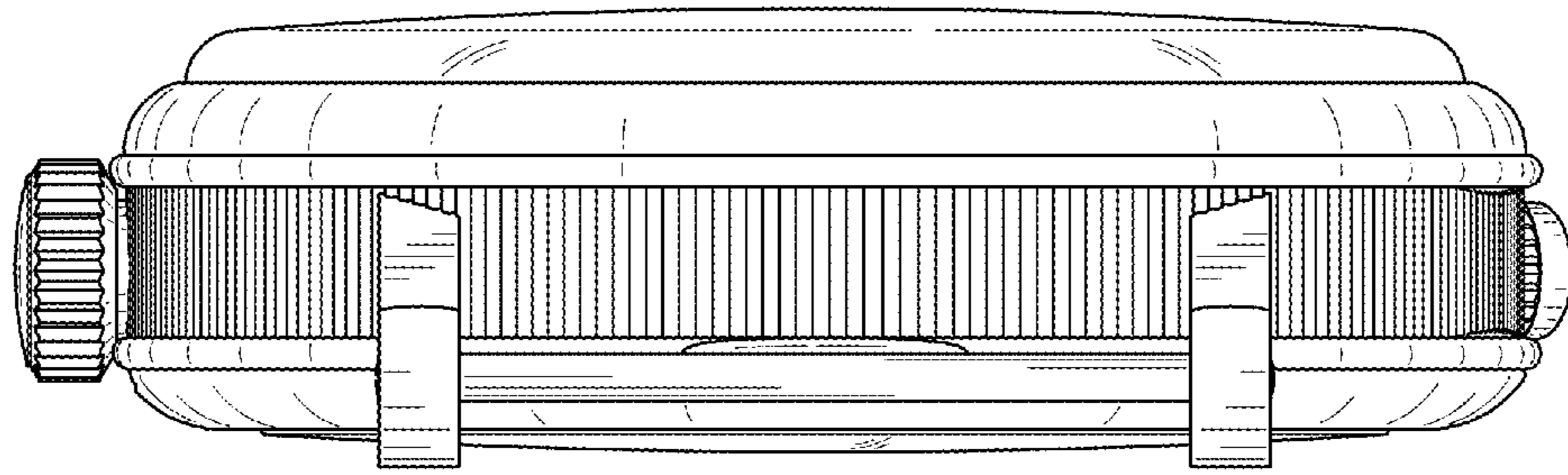


FIG. 7

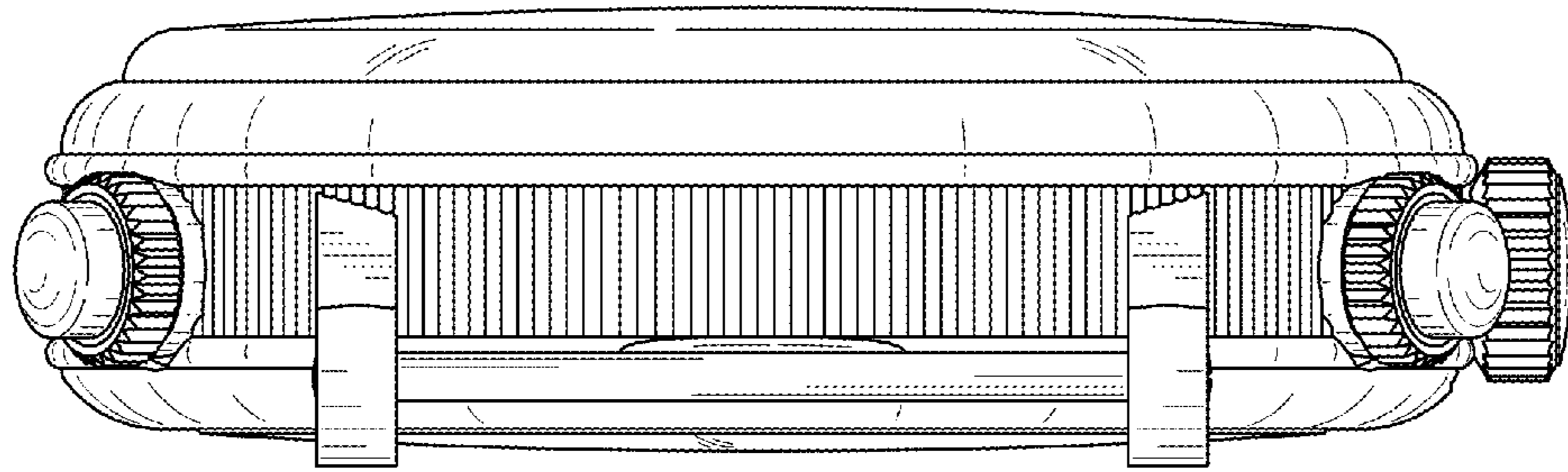


FIG. 8

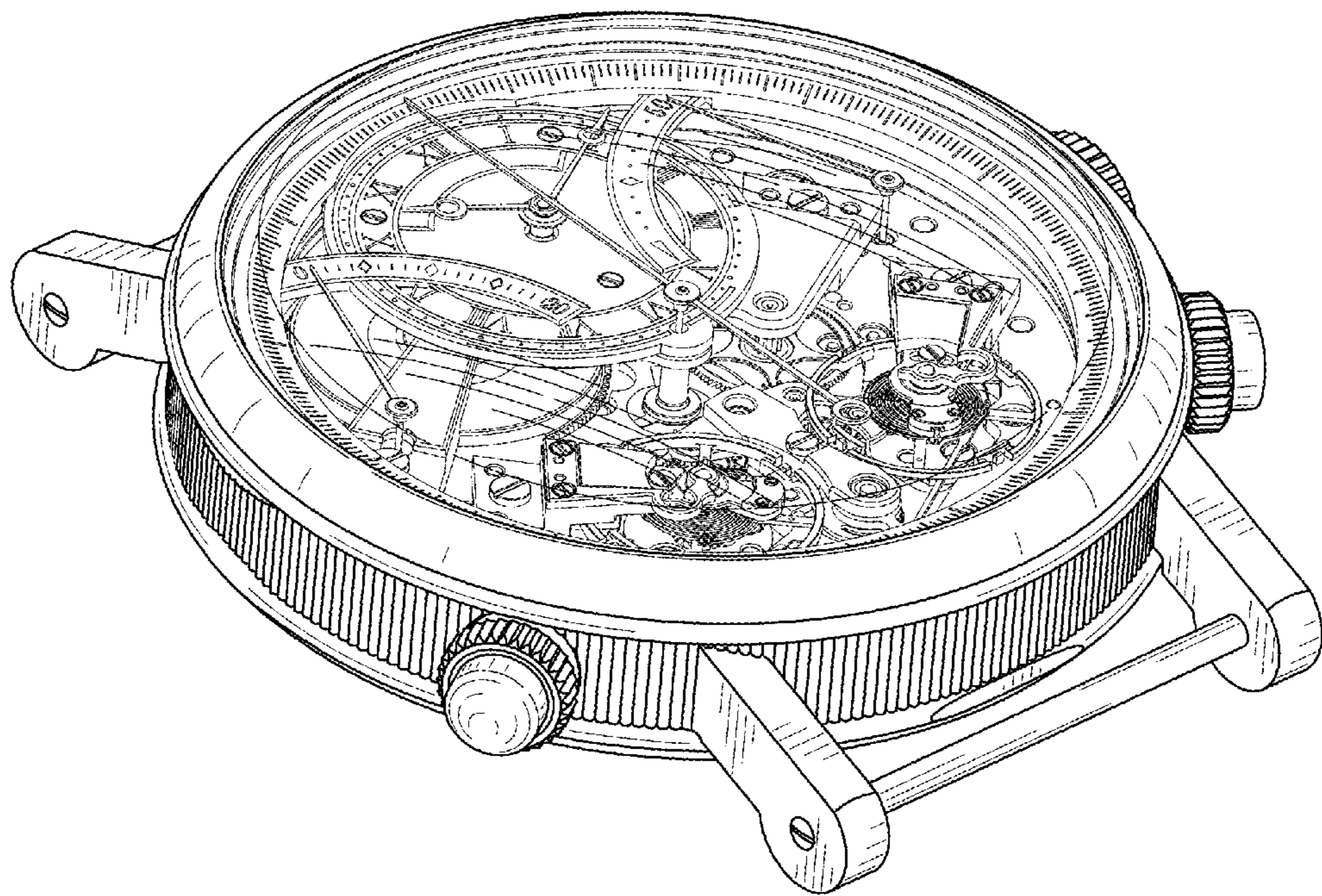


FIG. 9



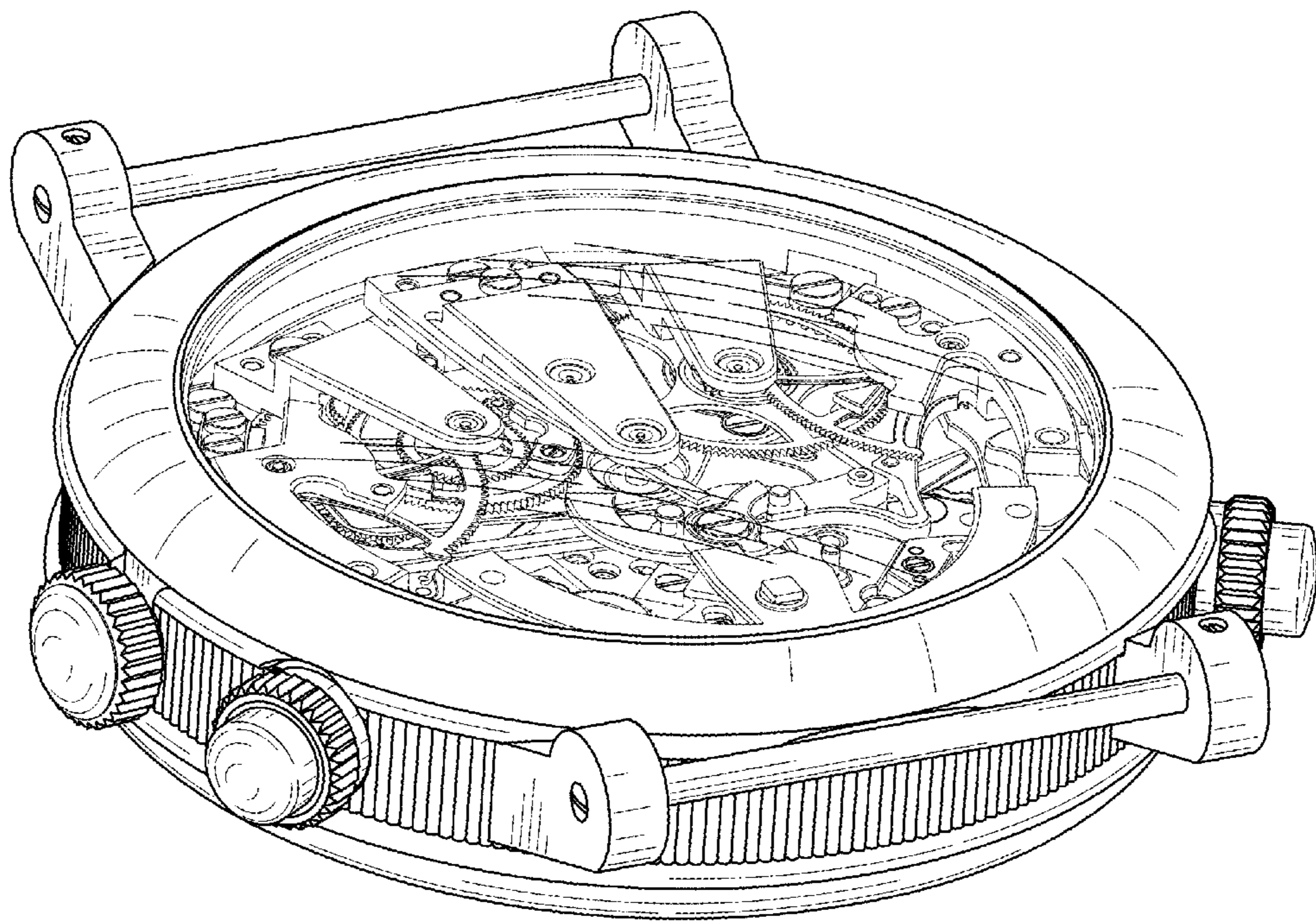


FIG. 10