



US00D766731S

(12) **United States Design Patent** (10) **Patent No.:** **US D766,731 S**
Sekhon (45) **Date of Patent:** **** Sep. 20, 2016**

(54) **GLOVE PACKAGING**
(71) Applicant: **Ramanpreet Singh Sekhon**, Fresno, CA (US)
(72) Inventor: **Ramanpreet Singh Sekhon**, Fresno, CA (US)
(**) Term: **15 Years**
(21) Appl. No.: **29/539,653**
(22) Filed: **Sep. 16, 2015**
(51) **LOC (10) Cl.** **09-01**
(52) **U.S. Cl.**
USPC **D9/624**; D9/415; D9/457
(58) **Field of Classification Search**
USPC D9/600, 614-629, 414-434, 457;
206/457, 494, 459.5, 527, 540;
229/116.1-116.2; 446/77;
215/381-384, 400; D7/514-516, 539,
D7/544, 571, 579, 604, 613, 619.2,
D7/628-630, 391-392.1; D3/270-271.3
CPC B65D 67/00; B65D 81/36; B65D 81/60;
B65D 81/368; B65D 2203/00; B65D
2203/02; A63H 33/16
See application file for complete search history.

2005/0028244 A1 2/2005 Roeckl
2007/0028357 A1 2/2007 Adams, Jr.
2007/0199131 A1 8/2007 Adams, Jr.
2012/0017351 A1 1/2012 McCrane
2014/0215685 A1 8/2014 Bush et al.

FOREIGN PATENT DOCUMENTS

AT 457138 T 2/2010
CA 2610751 A1 1/2007
DE 20310088 U1 9/2003
DK 1493345 T3 5/2010
EP 1493345 A1 1/2005

(Continued)

OTHER PUBLICATIONS

International Search Report for PCT/US2015/050017, Dec. 4, 2015.

Primary Examiner — Sandra Morris
(74) *Attorney, Agent, or Firm* — Hankin Patent Law APC;
Jimmy Sauz; Kevin Schraven

(57) **CLAIM**

The ornamental design for a glove packaging, as shown and described.

DESCRIPTION

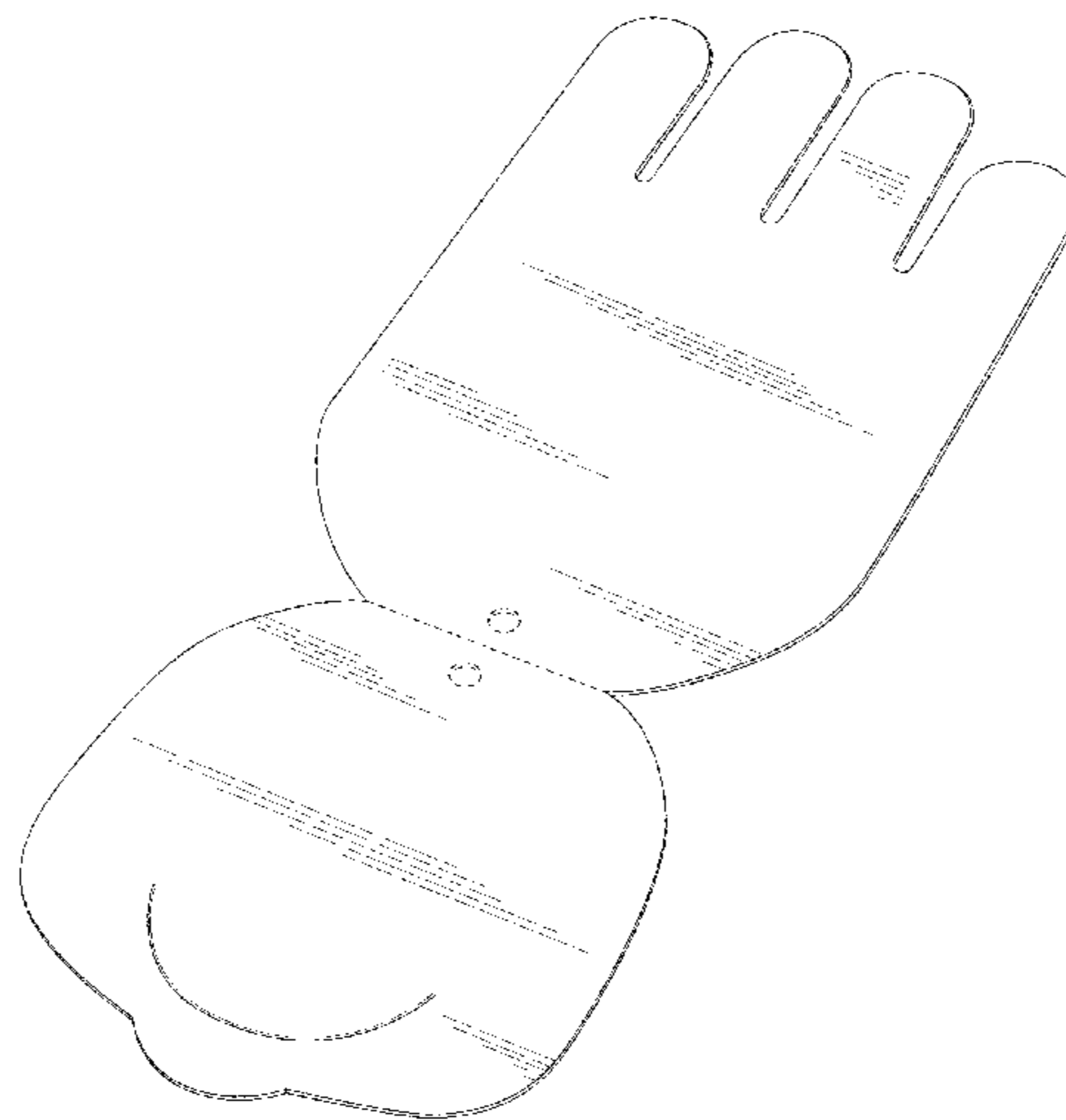
FIG. 1 is a top perspective view of a glove packaging, showing my new design.
FIG. 2 is a top plan view thereof.
FIG. 3 is a bottom plan view thereof.
FIG. 4 is a left side elevational view thereof
FIG. 5 is a right side elevational view thereof
FIG. 6 is a front elevational view thereof
FIG. 7 is a rear elevational view thereof; and,
FIG. 8 is a bottom perspective view thereof and shows the glove packaging folded.
The broken lines showing a hole in the glove packaging are for the purpose of illustrating environmental structure and unclaimed subject matter and form no part of the claimed design.

1 Claim, 8 Drawing Sheets

(56) **References Cited**

U.S. PATENT DOCUMENTS

D85,490 S * 11/1931 Oestreich D9/624
D208,333 S * 8/1967 Lincoln D9/624
D450,575 S * 11/2001 Porter D9/624
D491,464 S * 6/2004 Porwit D9/624
7,210,172 B2 5/2007 Adams, Jr.
D551,551 S * 9/2007 Woolery D9/415
D561,607 S * 2/2008 Caudill D9/624
7,469,426 B2 12/2008 Roeckl
D594,330 S * 6/2009 Della Bordella D9/415
7,712,153 B2 5/2010 Adams, Jr.
D618,558 S * 6/2010 Taskinen D9/702
D666,106 S * 8/2012 Zuniga D9/415
D699,582 S * 2/2014 Baum D9/415



(56)

References Cited

FOREIGN PATENT DOCUMENTS

EP 1919571 A2 5/2008
EP 1493345 B1 2/2010

EP 2409738 A2 1/2012
KR 10-20130002847 A 1/2013
WO 2007011828 A2 1/2007
WO 2007011828 A3 1/2007
WO 2014120531 A1 8/2014

* cited by examiner

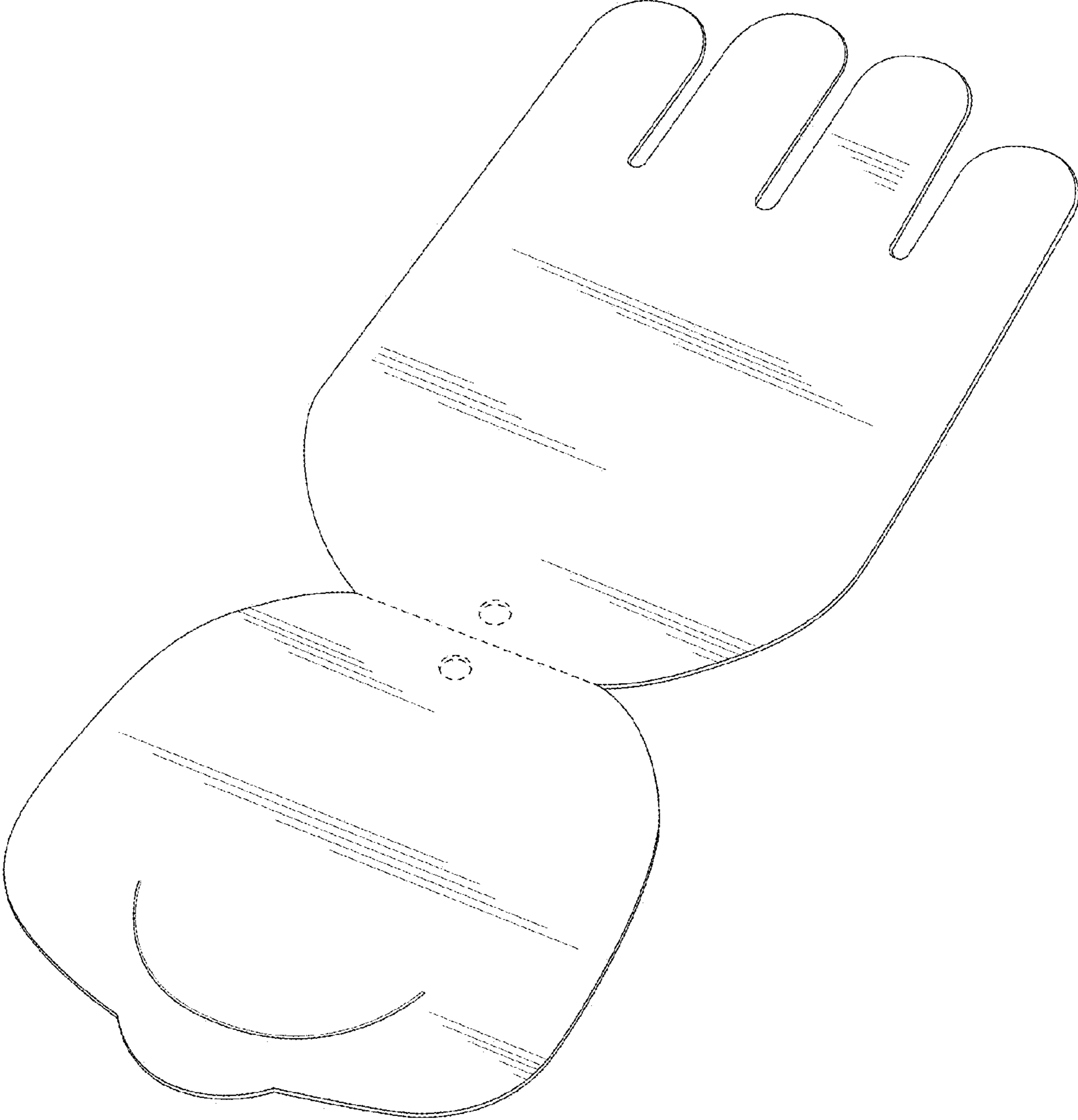


Fig. 1

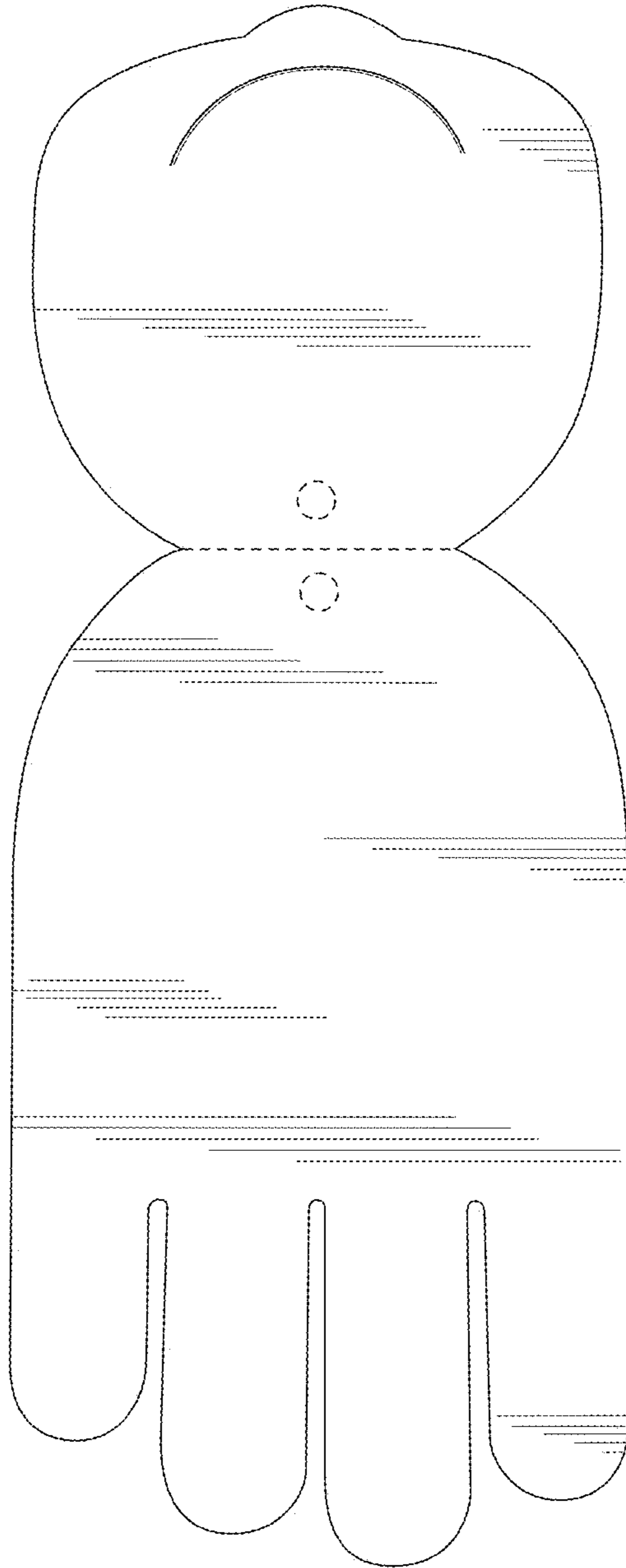


Fig. 2

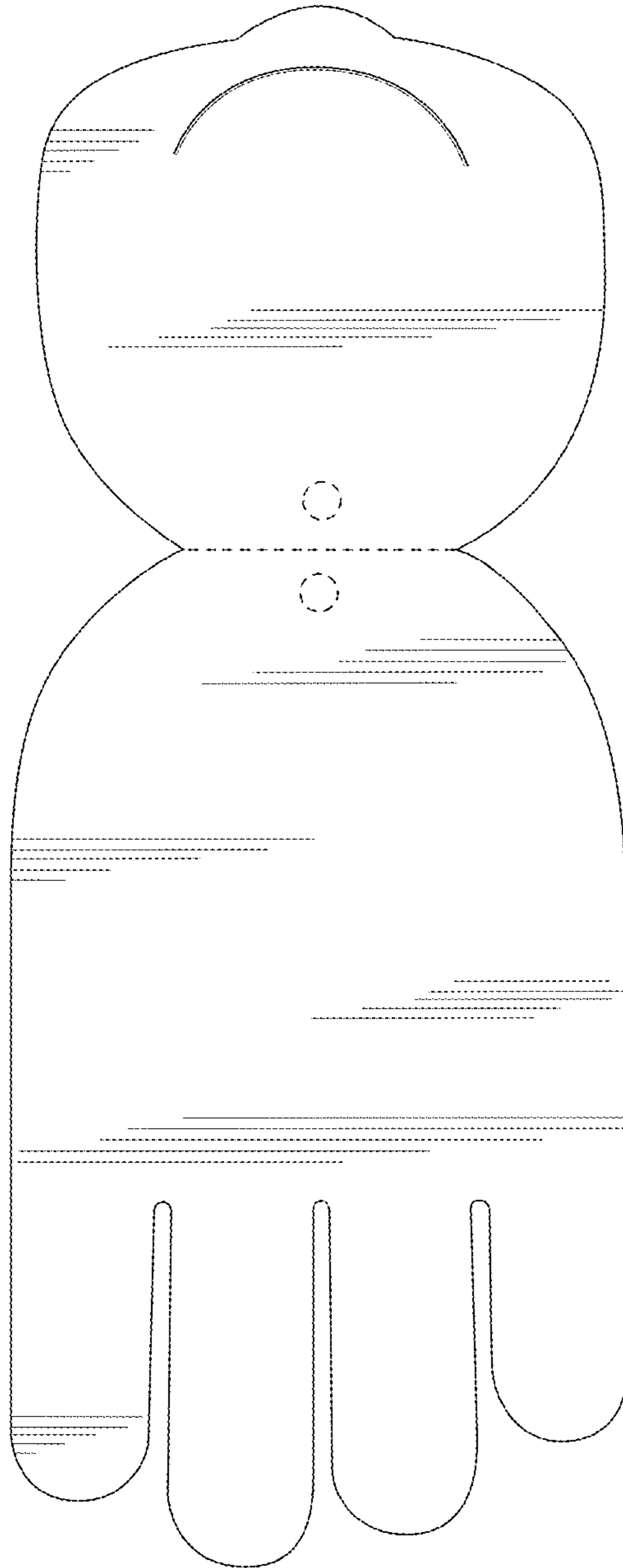


Fig. 3

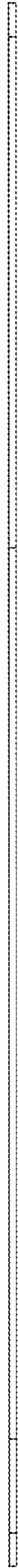


Fig. 4

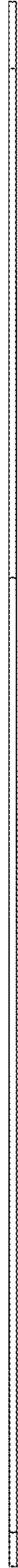


Fig. 5

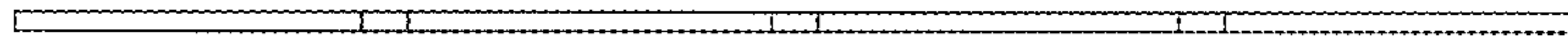


Fig. 6




Fig. 7

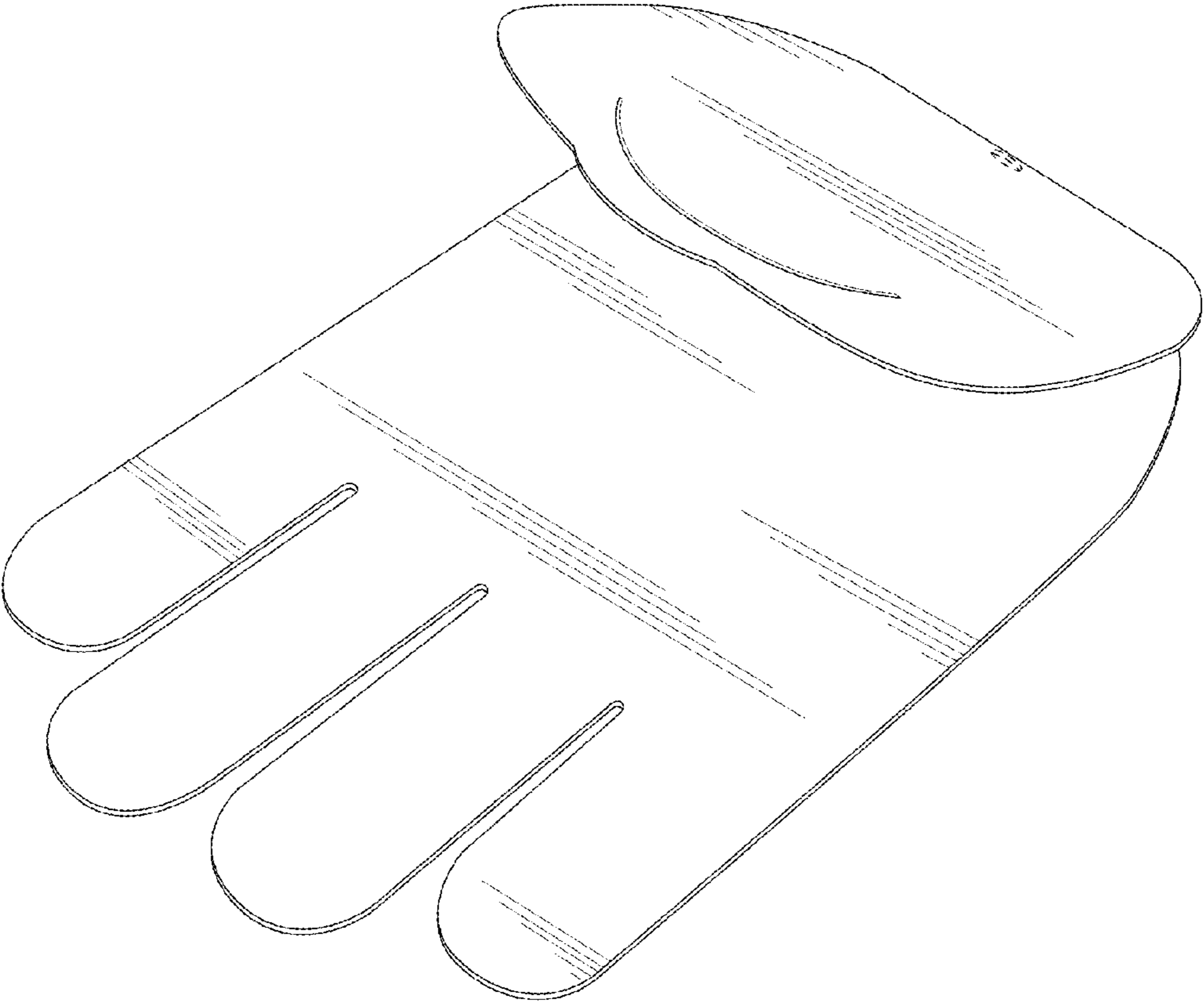


Fig. 8