



US00D766730S

(12) **United States Design Patent** (10) **Patent No.:** **US D766,730 S**
Delgado Carmona (45) **Date of Patent:** **** Sep. 20, 2016**

(54) **BOTTLE WITH BEAR SHAPE**
 (71) Applicant: **Dart Industries Inc.**, Orlando, FL (US)
 (72) Inventor: **Sara L. Delgado Carmona**, Orlando, FL (US)
 (73) Assignee: **Dart Industries Inc.**, Orlando, FL (US)
 (**) Term: **15 Years**

(21) Appl. No.: **29/533,915**
 (22) Filed: **Jul. 23, 2015**
 (51) **LOC (10) Cl.** **09-01**
 (52) **U.S. Cl.**
 USPC **D9/608**
 (58) **Field of Classification Search**
 USPC D9/600–601, 607–613; 206/457, 494,
 206/459.5, 527, 540; 229/116.1; 446/77;
 215/381–384, 400; D7/514–516, 539,
 D7/544, 571, 579, 604, 613, 619.2,
 D7/628–630, 391–392.1; D3/270–271.3;
 D21/604–605
 CPC B65D 67/00; B65D 81/36; B65D 81/60;
 B65D 81/368; B65D 2203/00; B65D
 2203/02; A63H 33/16
 See application file for complete search history.

(56) **References Cited**
 U.S. PATENT DOCUMENTS
 D196,615 S * 10/1963 Treude D21/604
 D237,909 S * 12/1975 Apilado D21/604

D298,666 S * 11/1988 Bussell D21/604
 D358,300 S * 5/1995 Brown D7/515
 D401,141 S * 11/1998 Carroll D9/608
 D419,867 S * 2/2000 Hager D9/608
 D490,305 S * 5/2004 Takacs D9/608
 D573,894 S * 7/2008 Takacs D21/604
 D690,995 S * 10/2013 Franco D7/515
 D692,278 S * 10/2013 Perez D7/515
 D693,228 S * 11/2013 Kelley D9/608
 D704,281 S * 5/2014 Carlson D21/604

* cited by examiner


Primary Examiner — Sandra Morris
 (74) *Attorney, Agent, or Firm* — Taylor J. Ross

(57) **CLAIM**
 The ornamental design for a bottle with bear shape, as shown and described.

DESCRIPTION

FIG. 1 is a top, front and left side perspective view of a bottle with bear shape showing my new design;
 FIG. 2 is a top plan view thereof;
 FIG. 3 is a bottom plan view thereof. The broken lines in FIG. 3 are included for the purpose of illustrating a portion of the bottom that forms no part of the claimed design;
 FIG. 4 is a front elevation view thereof;
 FIG. 5 is a rear elevation view thereof;
 FIG. 6 is a left side elevation view thereof; and,
 FIG. 7 is a right side elevation view thereof.

1 Claim, 4 Drawing Sheets



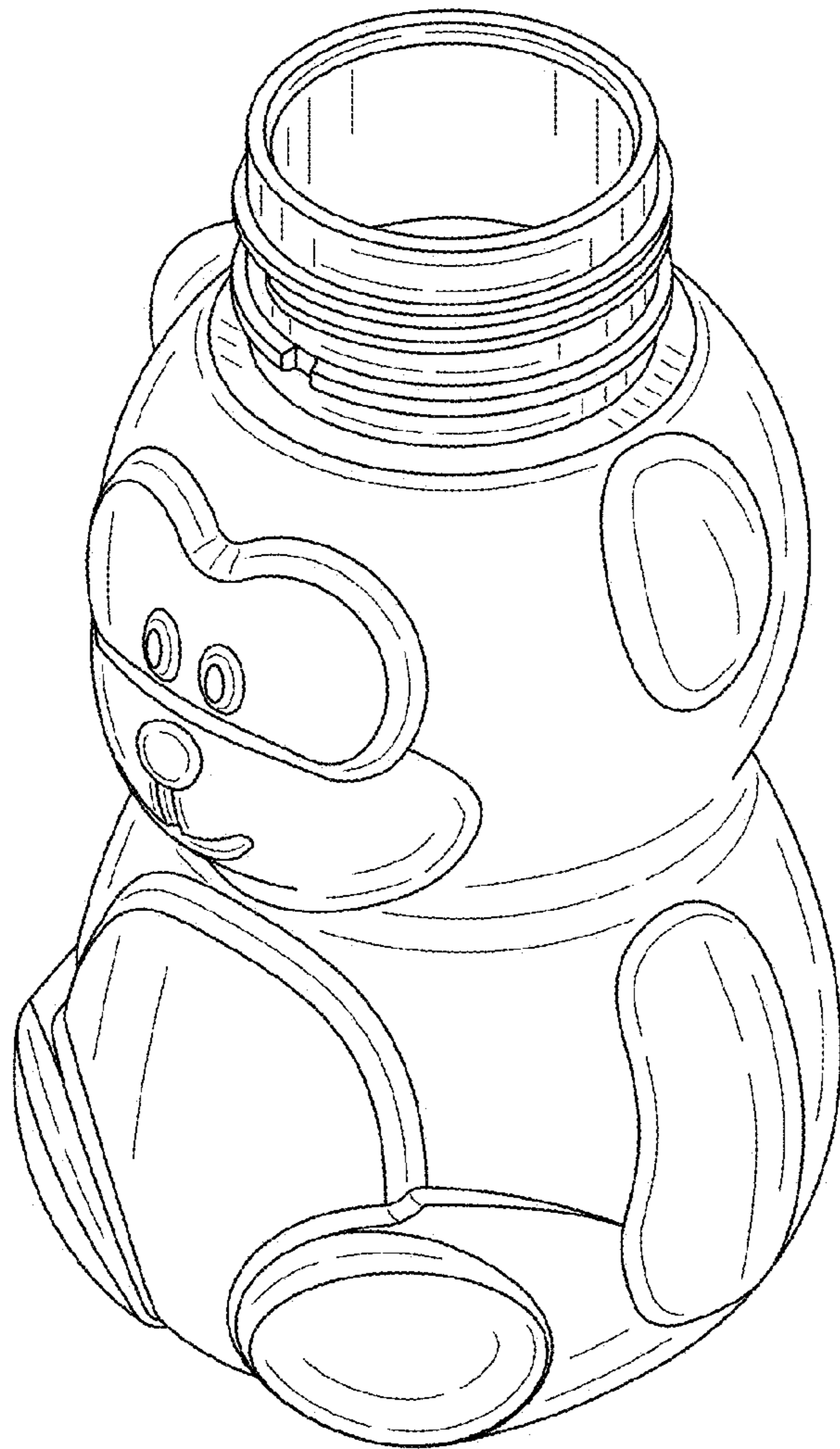


FIG. 1

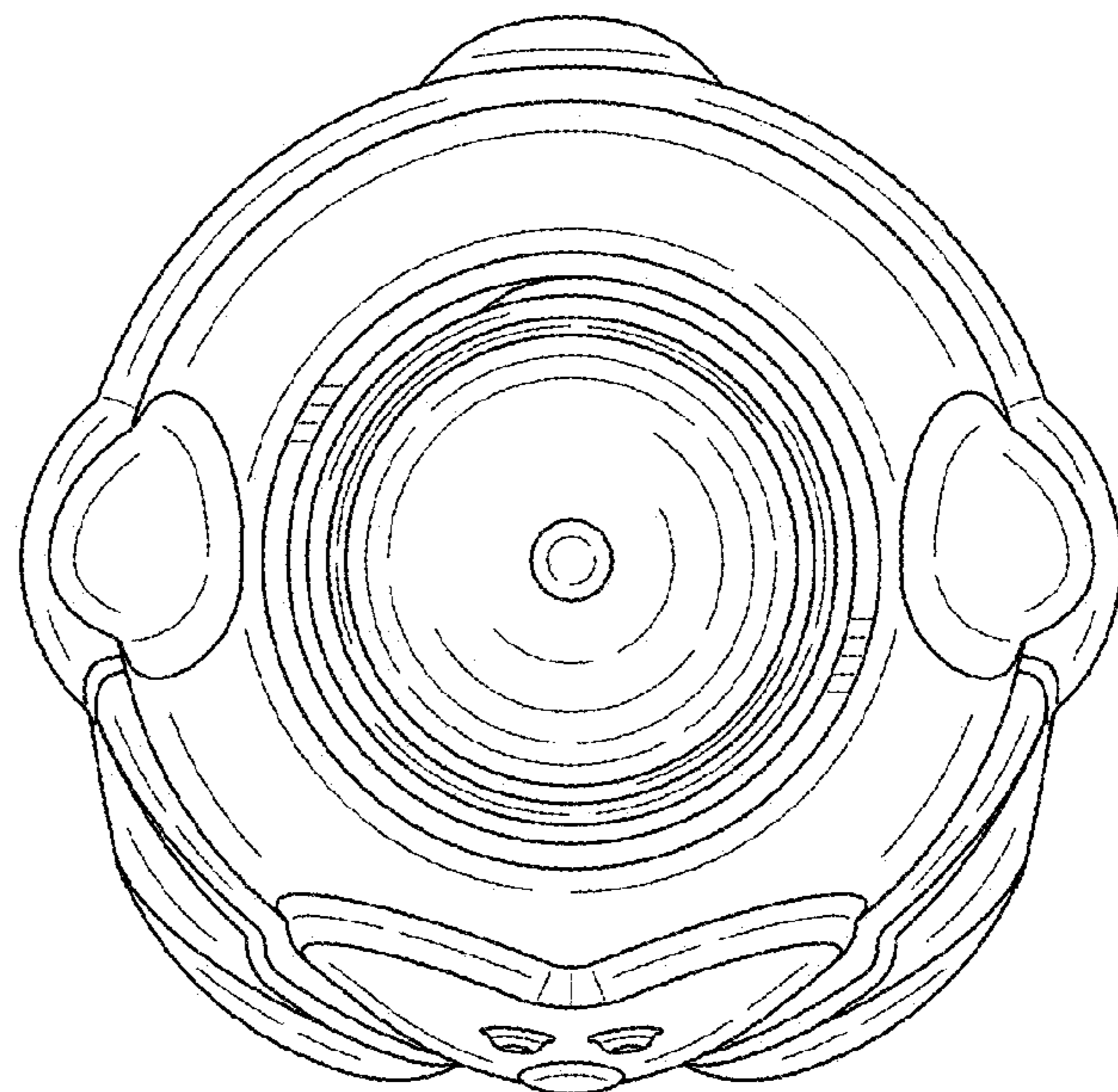


FIG. 2

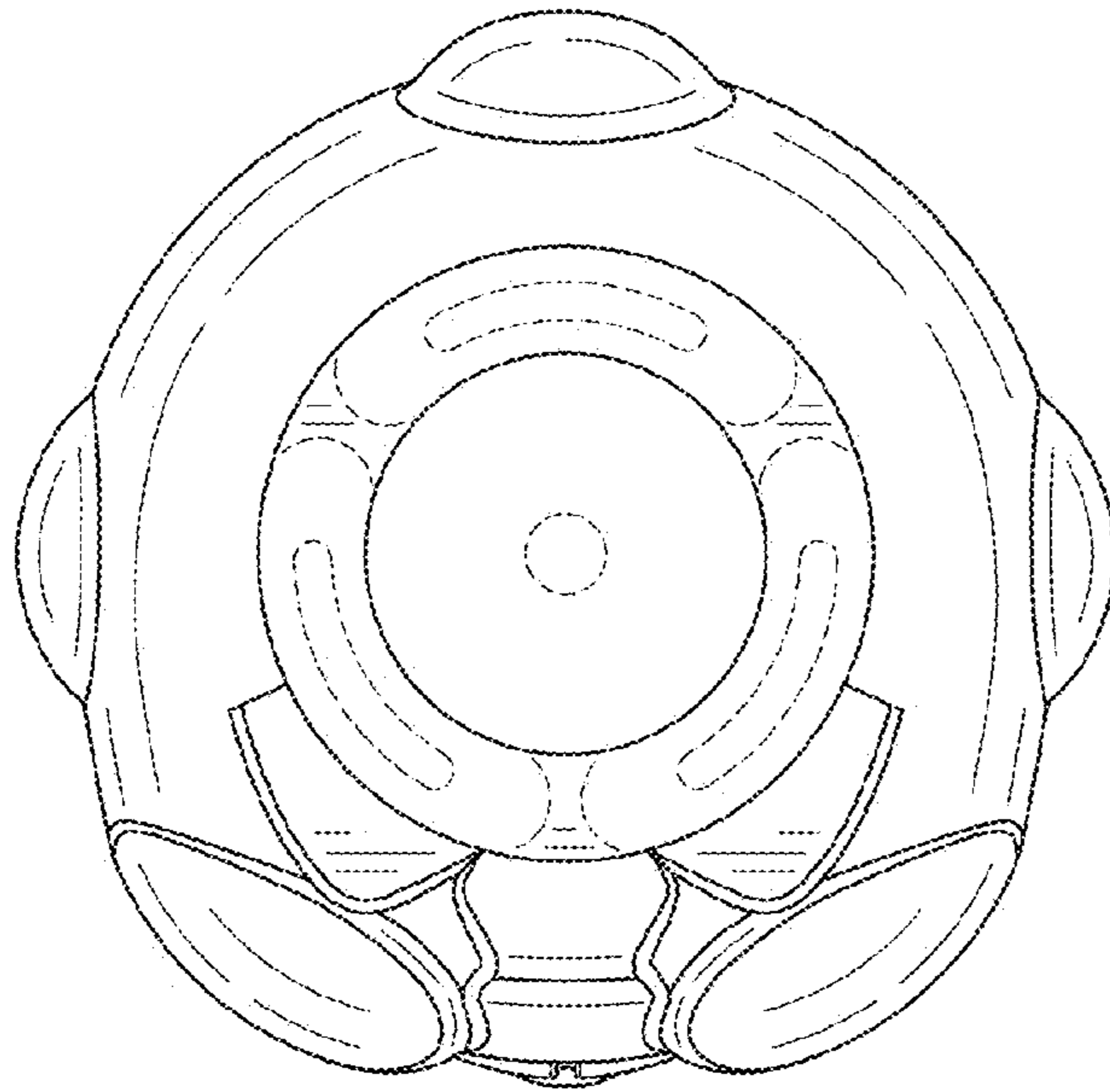



FIG. 3

FIG. 4



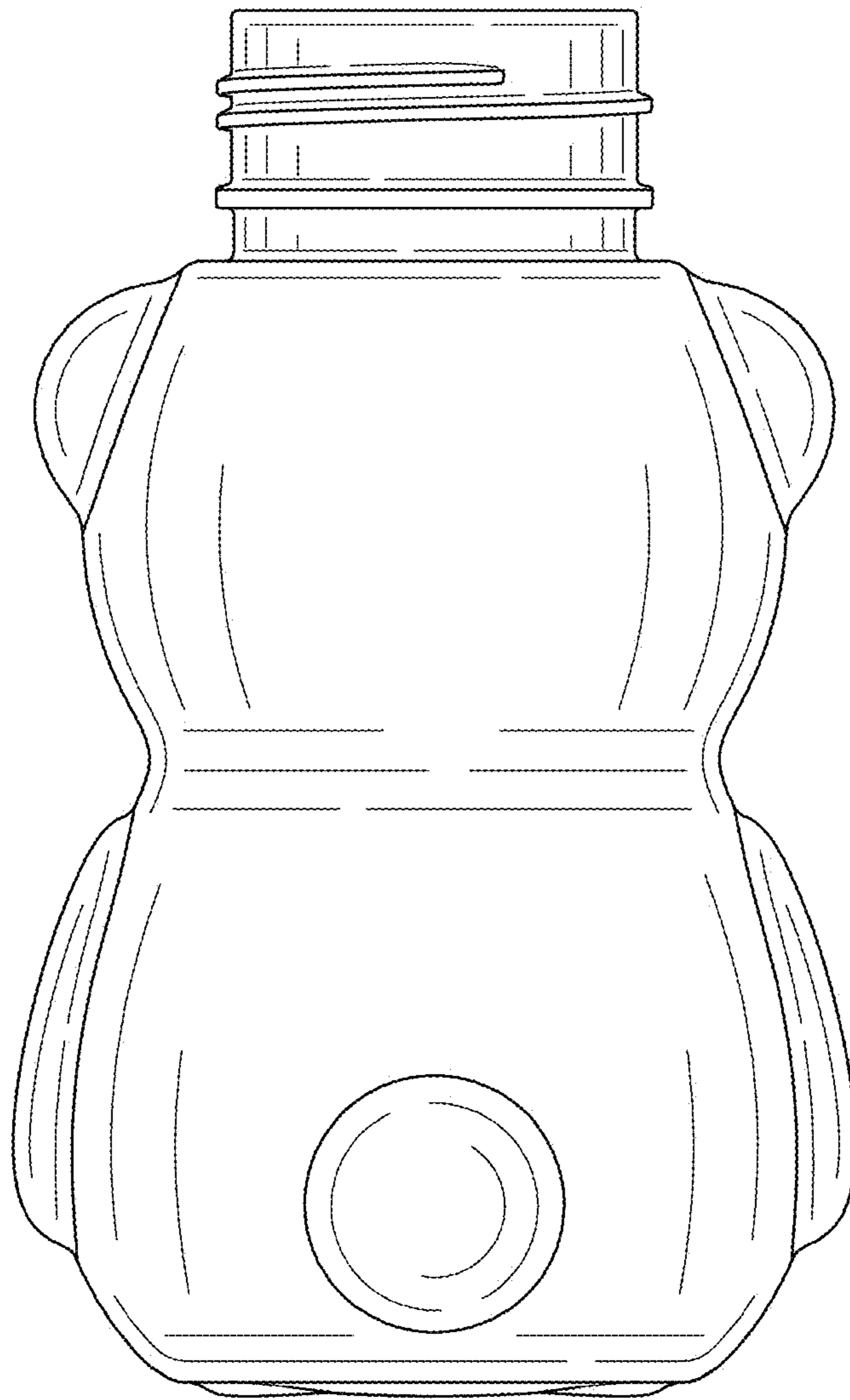


FIG. 5

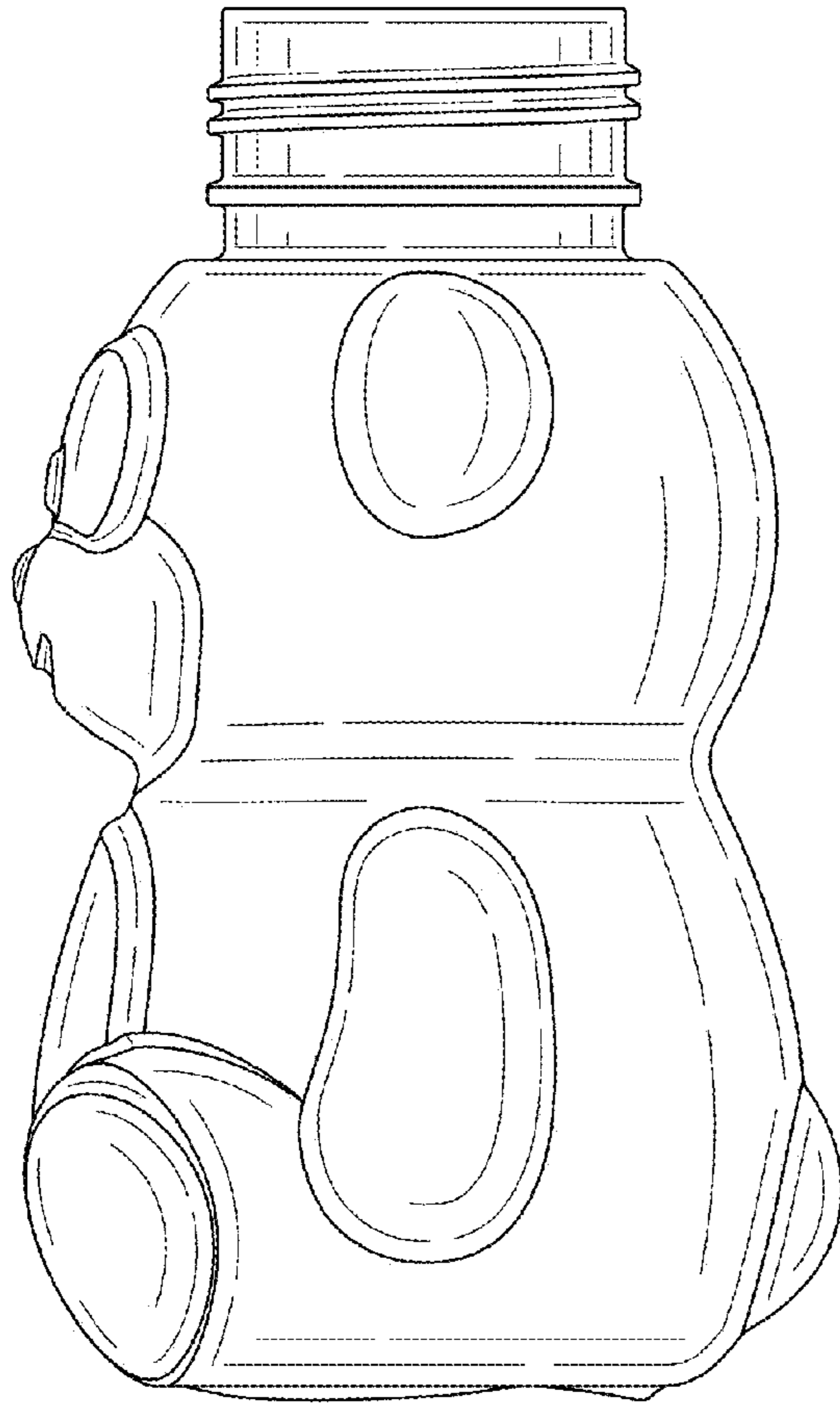


FIG. 6




FIG. 7