



US00D766721S

(12) **United States Design Patent**  
**Meador**

(10) **Patent No.:** **US D766,721 S**

(45) **Date of Patent:** **\*\* Sep. 20, 2016**

(54) **CONTAINER FOR A BEVERAGE**

(71) Applicant: **Belvac Production Machinery, Inc.**,  
Lynchburg, VA (US)

(72) Inventor: **Gerald Meador**, Hardy, VA (US)

(73) Assignee: **Belvac Production Machinery, Inc.**,  
Lynchburg, VA (US)

(\*\*) Term: **14 Years**

(21) Appl. No.: **29/488,807**

(22) Filed: **Apr. 23, 2014**

(51) **LOC (10) Cl.** ..... **09-01**

(52) **U.S. Cl.**  
USPC ..... **D9/500; D9/558; D9/549**

(58) **Field of Classification Search**  
USPC ..... D9/414, 428, 500, 502, 503, 516, 530,  
D9/537, 539, 549, 557, 558, 715, 716, 730,  
D9/734, 763, 772, 776-780; D7/601, 602,  
D7/608, 629, 630; D24/197  
CPC ..... B65D 1/00; B65D 1/02; B65D 1/10;  
B65D 1/0223; B65D 1/243; B65D 23/00;  
B65D 81/00; B65D 2501/00; B65D  
2501/0009

See application file for complete search history.

(56) **References Cited**

**U.S. PATENT DOCUMENTS**

D252,798 S \* 9/1979 Vosti ..... D9/776  
5,346,095 A \* 9/1994 Deal ..... B65D 1/165  
220/660

D398,531 S \* 9/1998 De Vries ..... D9/776  
D399,430 S \* 10/1998 Ramsey ..... D9/540  
D437,229 S \* 2/2001 Andrew ..... D9/516  
D440,498 S \* 4/2001 Buxton ..... D9/538  
D455,961 S \* 4/2002 Edson ..... D9/502  
D464,264 S \* 10/2002 Edson ..... D9/502  
D524,160 S \* 7/2006 Endou ..... D9/518  
D575,156 S \* 8/2008 Lin ..... D9/500  
D584,643 S \* 1/2009 Kolon ..... D9/777  
D588,936 S \* 3/2009 Ioannides ..... D9/776  
D628,906 S \* 12/2010 Fedusa ..... D9/776

\* cited by examiner

*Primary Examiner* — Ian Simmons

*Assistant Examiner* — Keith Frank

(74) *Attorney, Agent, or Firm* — Nixon Peabody LLP

(57) **CLAIM**

The ornamental design for container for a beverage, as shown and described.

**DESCRIPTION**

FIG. 1 is a perspective view of a container for a beverage according to my new design;

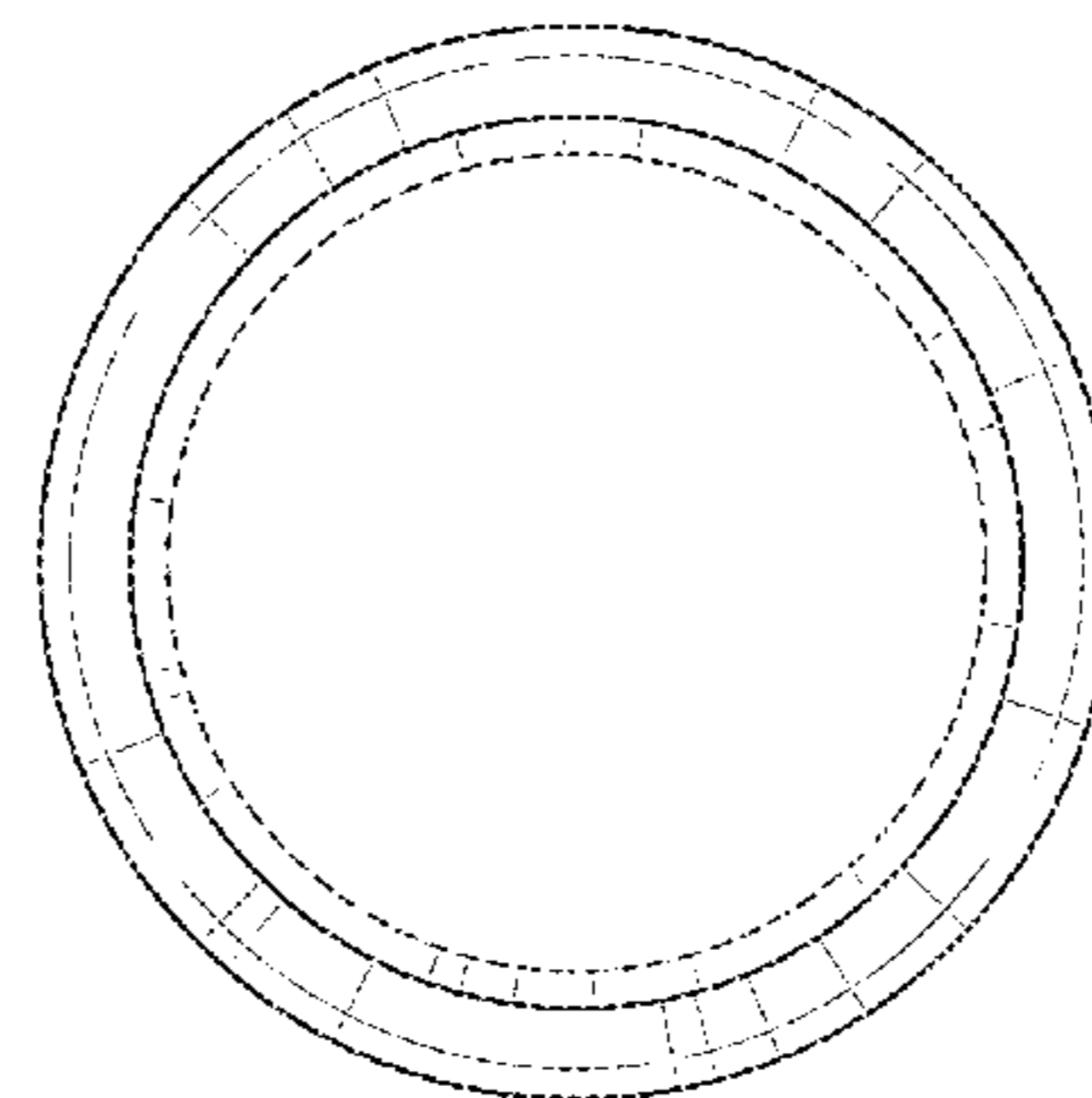
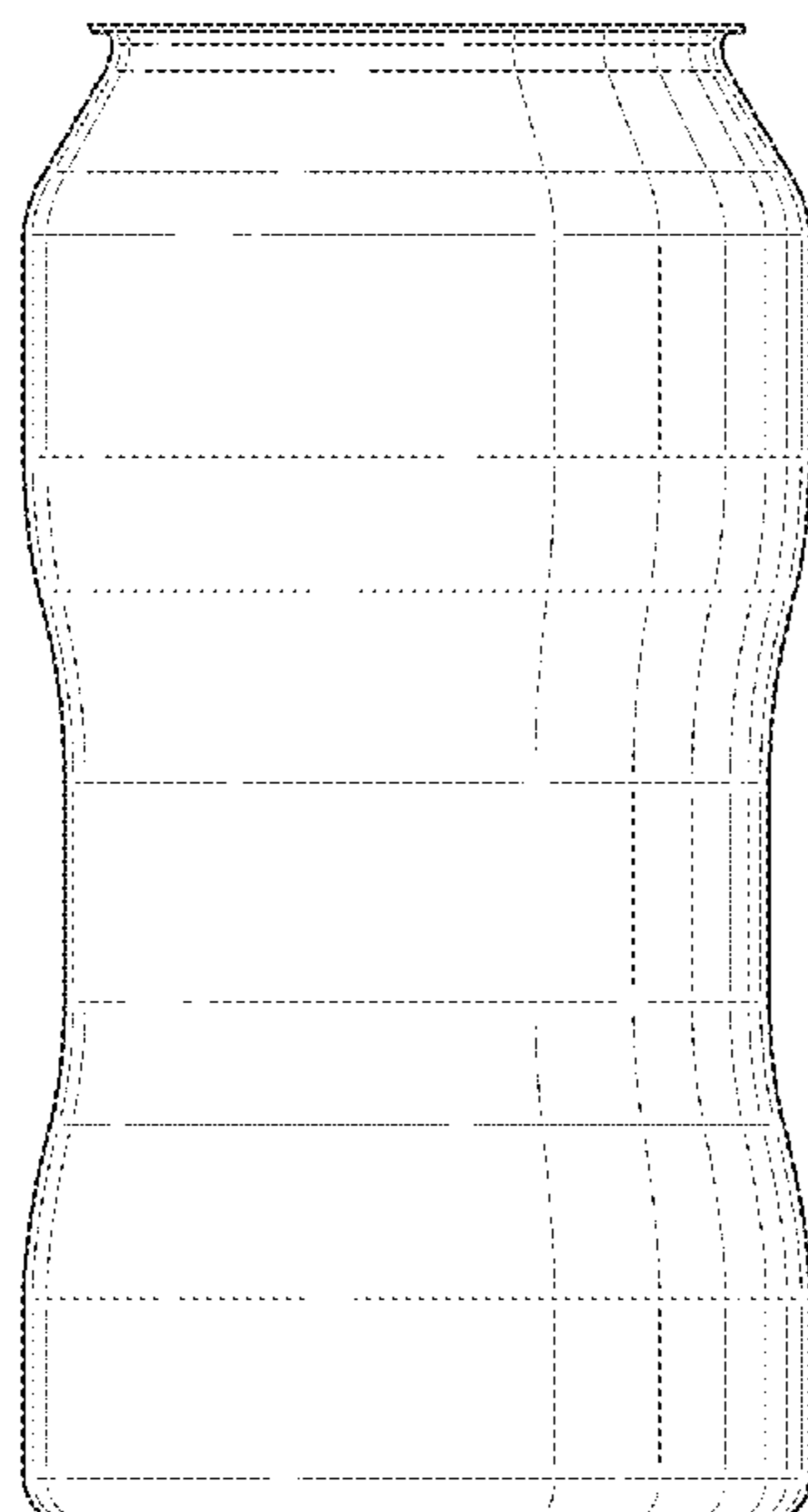
FIG. 2 is a front side elevation view thereof, the rear elevation view, the right side elevation view, and the left side elevation view thereof being identical;

FIG. 3 is a top plan view thereof; and,

FIG. 4 is a bottom plan view thereof.

The broken lines in the drawings showing the container for a beverage illustrate the portions that form no part of the claim.

**1 Claim, 2 Drawing Sheets**



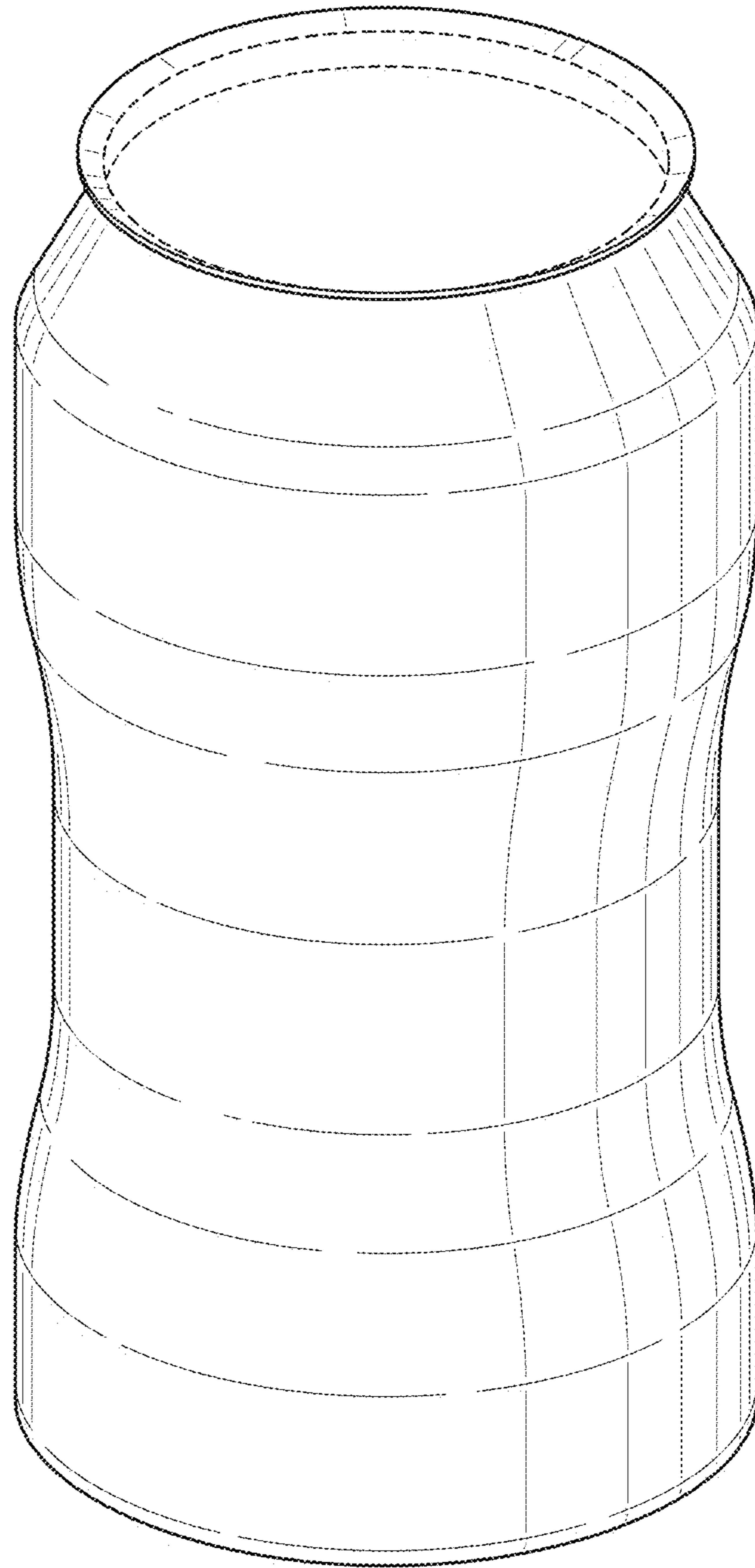


FIG. 1

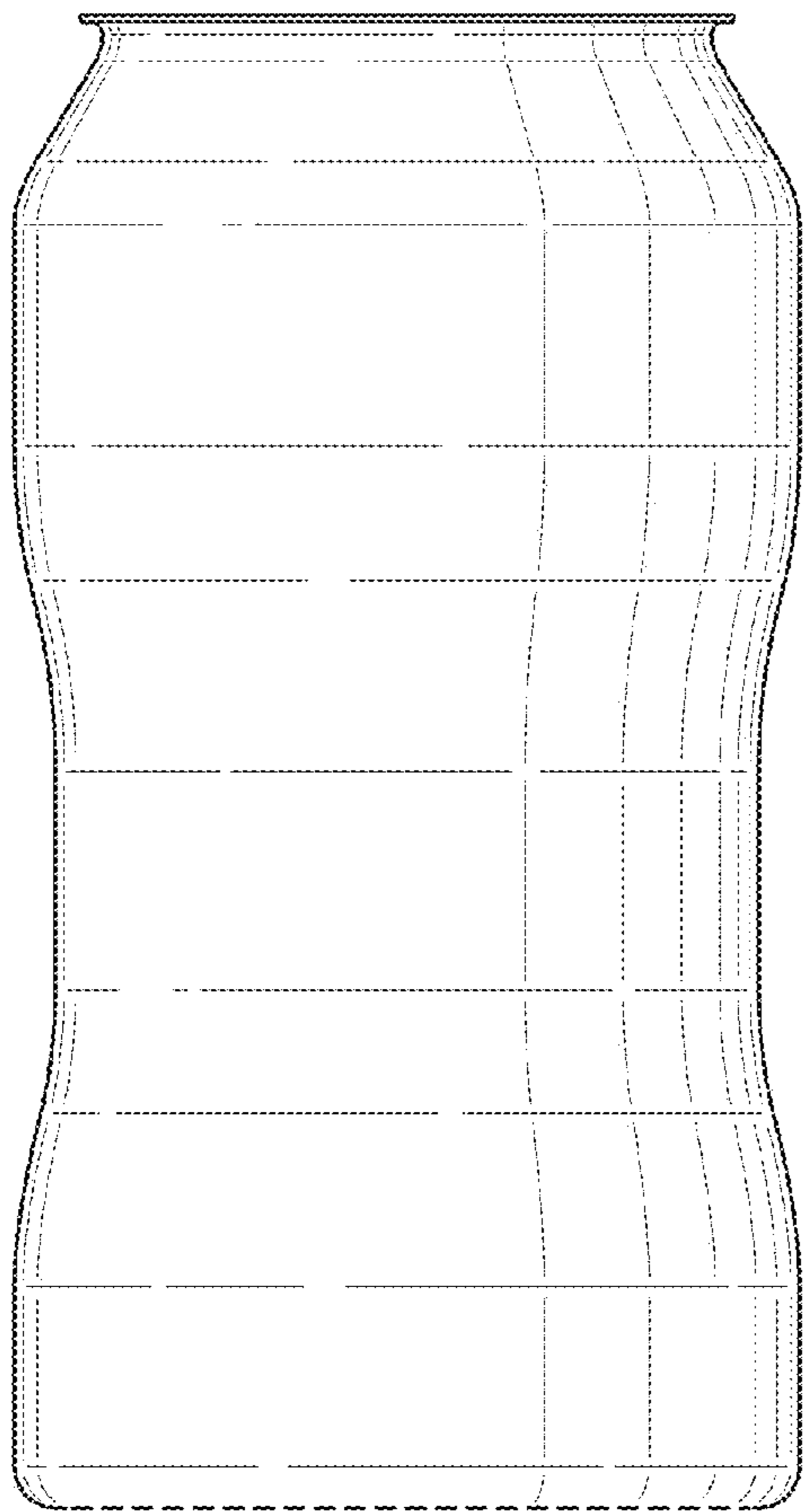


FIG. 2

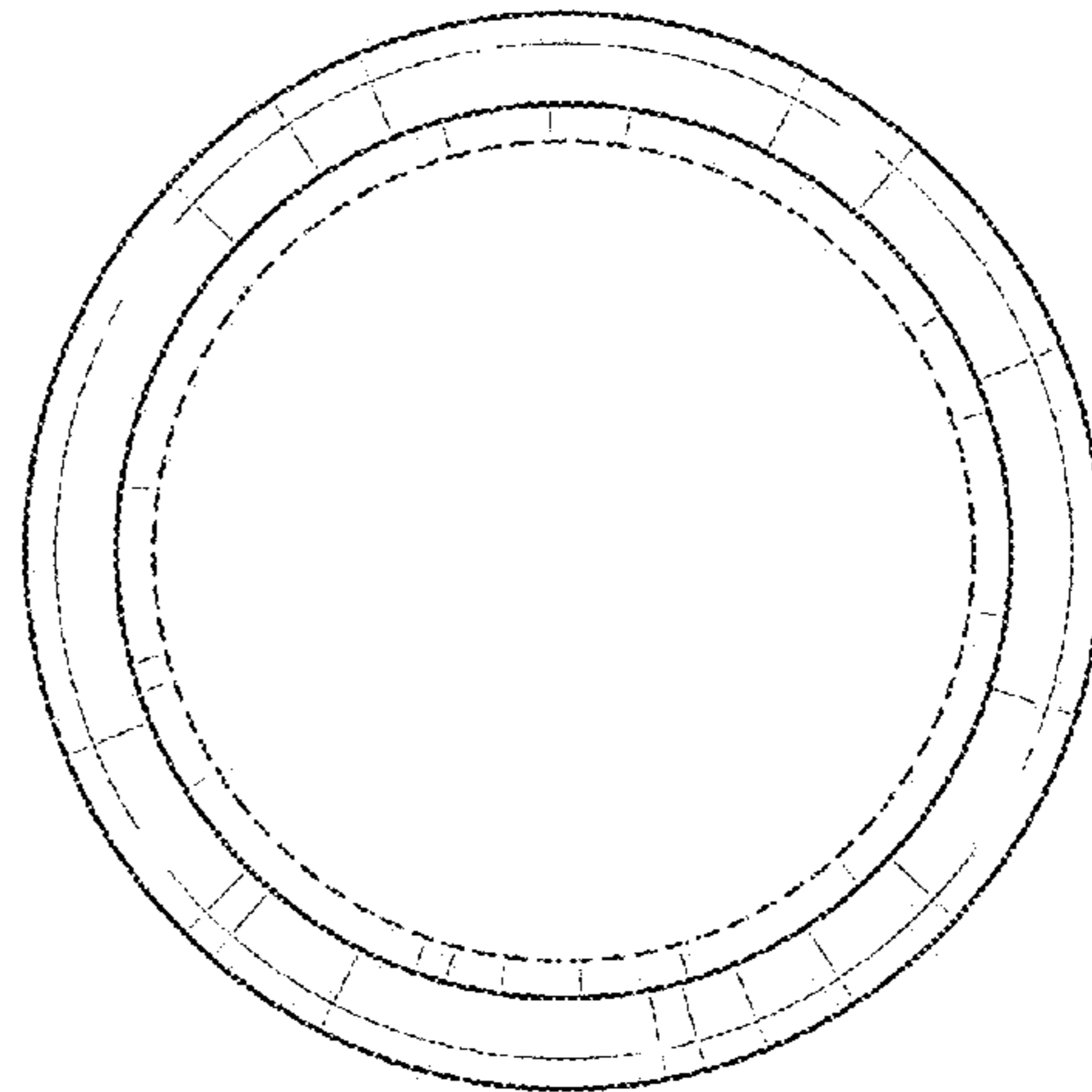


FIG. 3

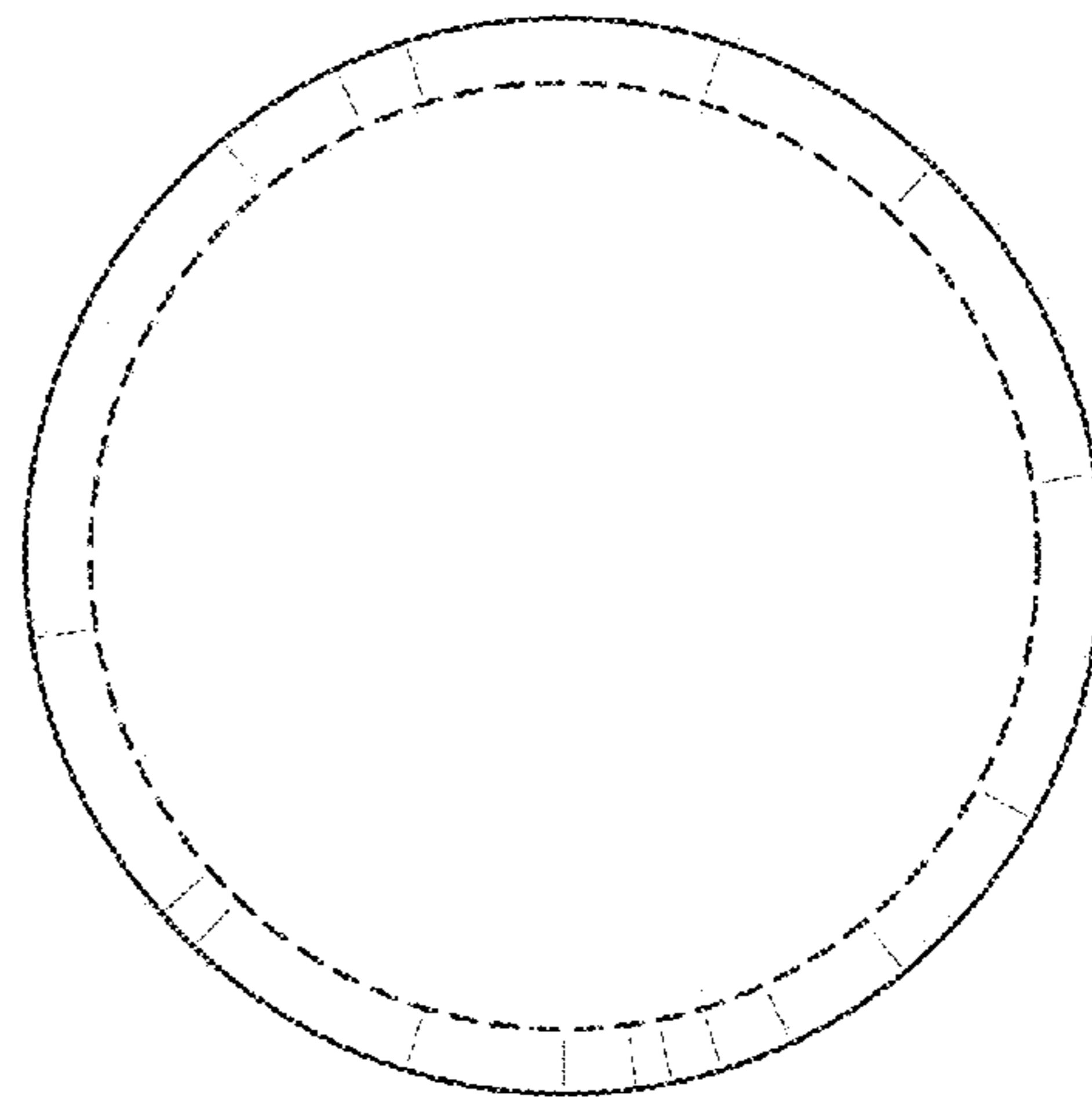


FIG. 4