



US00D766711S

(12) **United States Design Patent**
Babbage

(10) **Patent No.:** **US D766,711 S**

(45) **Date of Patent:** **** Sep. 20, 2016**

(54) **CLIP**

(71) Applicant: **FISHER & PAYKEL HEALTHCARE LIMITED**, Auckland (NZ)

(72) Inventor: **Sean Joel Babbage**, Auckland (NZ)

(73) Assignee: **Fisher & Paykel Healthcare Limited**, Auckland (NZ)

(**) Term: **14 Years**

(21) Appl. No.: **29/488,372**

(22) Filed: **Apr. 17, 2014**

(51) **LOC (10) Cl.** **08-08**

(52) **U.S. Cl.**
USPC **D8/394**; D8/395; D8/396

(58) **Field of Classification Search**
USPC D8/394-396, 72; D19/56, 65;
D32/60-64; D28/40; 24/67.3
CPC .. A62C 13/78; A47K 10/14; A47G 25/0657;
A47G 1/21; E05C 19/145; B63B 19/24;
F16L 33/12; F16L 33/08; F16L 33/02
See application file for complete search history.

(56) **References Cited**

U.S. PATENT DOCUMENTS

1,669,934	A	*	5/1928	Goldwyn	F16L 3/12	24/1
D396,801	S	*	8/1998	Petty	D8/356	
D467,400	S	*	12/2002	Barre	D32/61	
D518,367	S	*	4/2006	Hay	D8/395	
D533,269	S		12/2006	McAuley et al.			
D582,985	S	*	12/2008	Tanaka	D20/10	
D586,911	S		2/2009	McAuley et al.			
7,493,902	B2		2/2009	White et al.			

D661,981	S	*	6/2012	Melino, Sr.	D8/396	
D664,839	S	*	8/2012	Bonhag	D8/396	
D681,440	S	*	5/2013	Yu	D8/396	
D692,554	S		10/2013	Siew et al.			
D732,009	S	*	6/2015	Bak	D14/229	
D739,223	S	*	9/2015	Paik	D8/396	
D751,558	S	*	3/2016	Lee	D10/103	
2010/0192957	A1		8/2010	Hobson et al.			

OTHER PUBLICATIONS

U.S. Appl. No. 29/470,958, filed Oct. 25, 2013.

* cited by examiner

Primary Examiner — John Windmuller

(74) *Attorney, Agent, or Firm* — Knobbe, Martens, Olson & Bear, LLP

(57) **CLAIM**

The ornamental design for a clip, as shown and described.

DESCRIPTION

FIG. 1 is a first perspective view showing a right side of a clip.

FIG. 2 is a second perspective view showing a left side of the clip of FIG. 1.

FIG. 3 is a front view of the clip of FIG. 1.

FIG. 4 is a rear view of the clip of FIG. 1.

FIG. 5 is a left side view of the clip of FIG. 1.

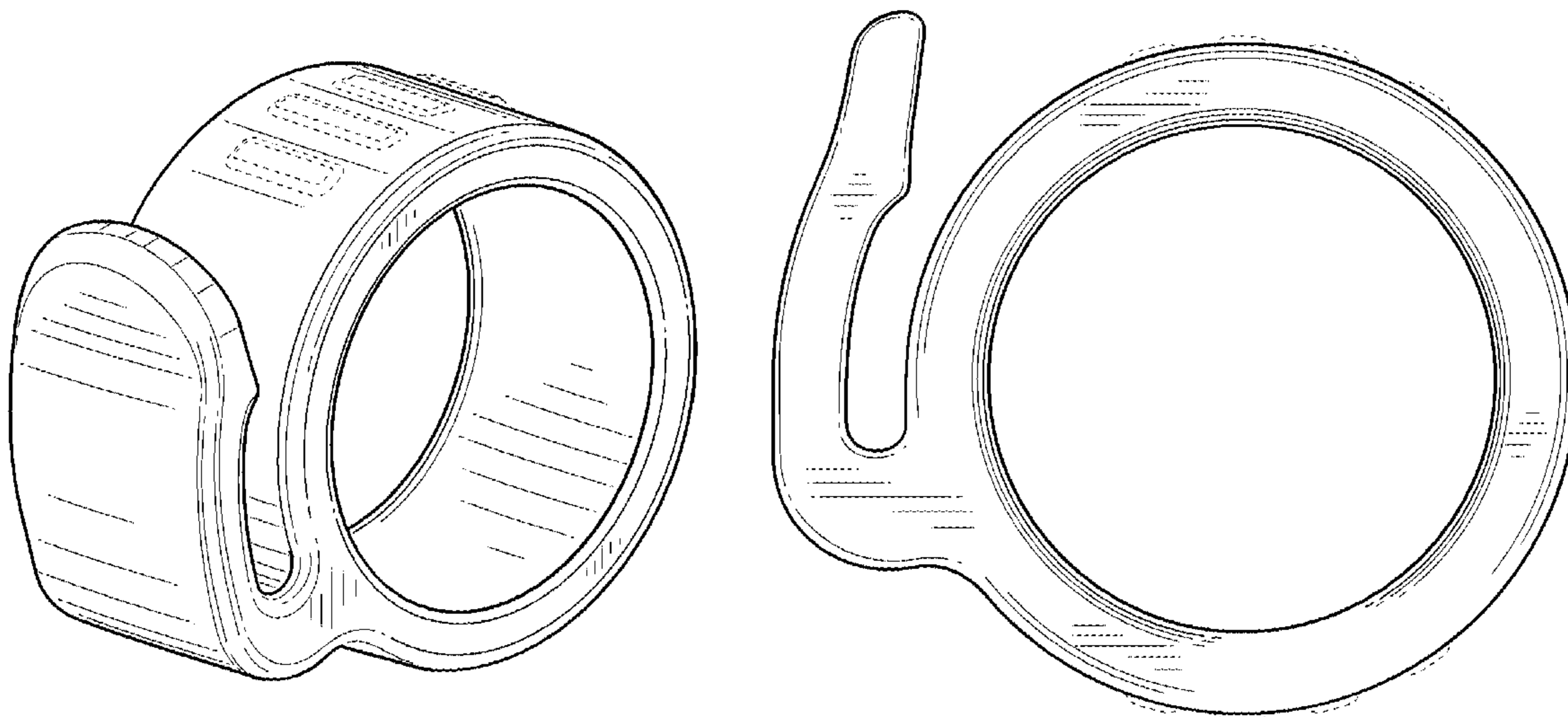
FIG. 6 is a right side view of the clip of FIG. 1.

FIG. 7 is a top view of the clip of FIG. 1; and,

FIG. 8 is a bottom view of the clip of FIG. 1.

Where utilized, the broken lines show portions of the clip that form no part of the claimed design.

1 Claim, 8 Drawing Sheets



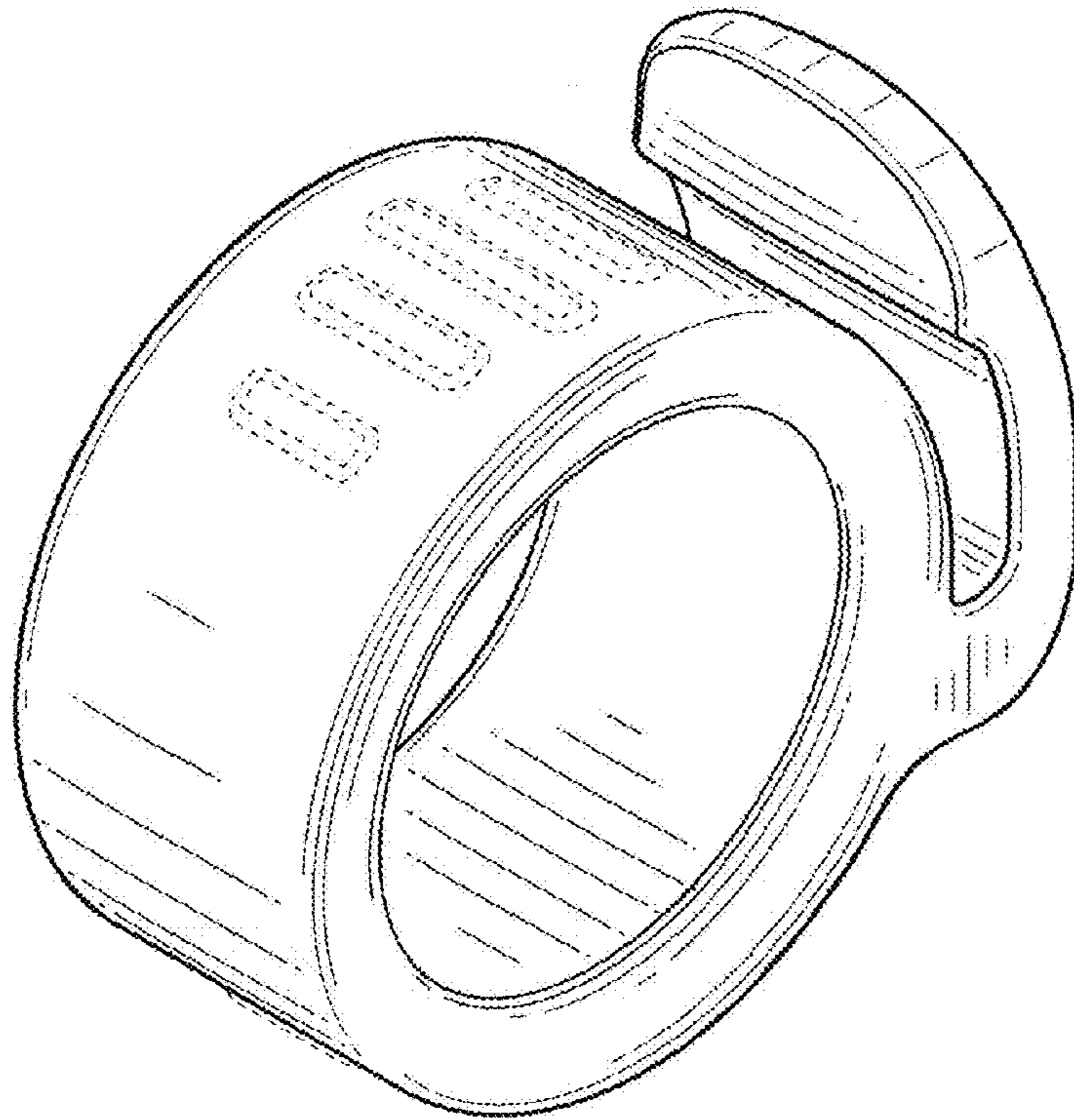


FIG.1

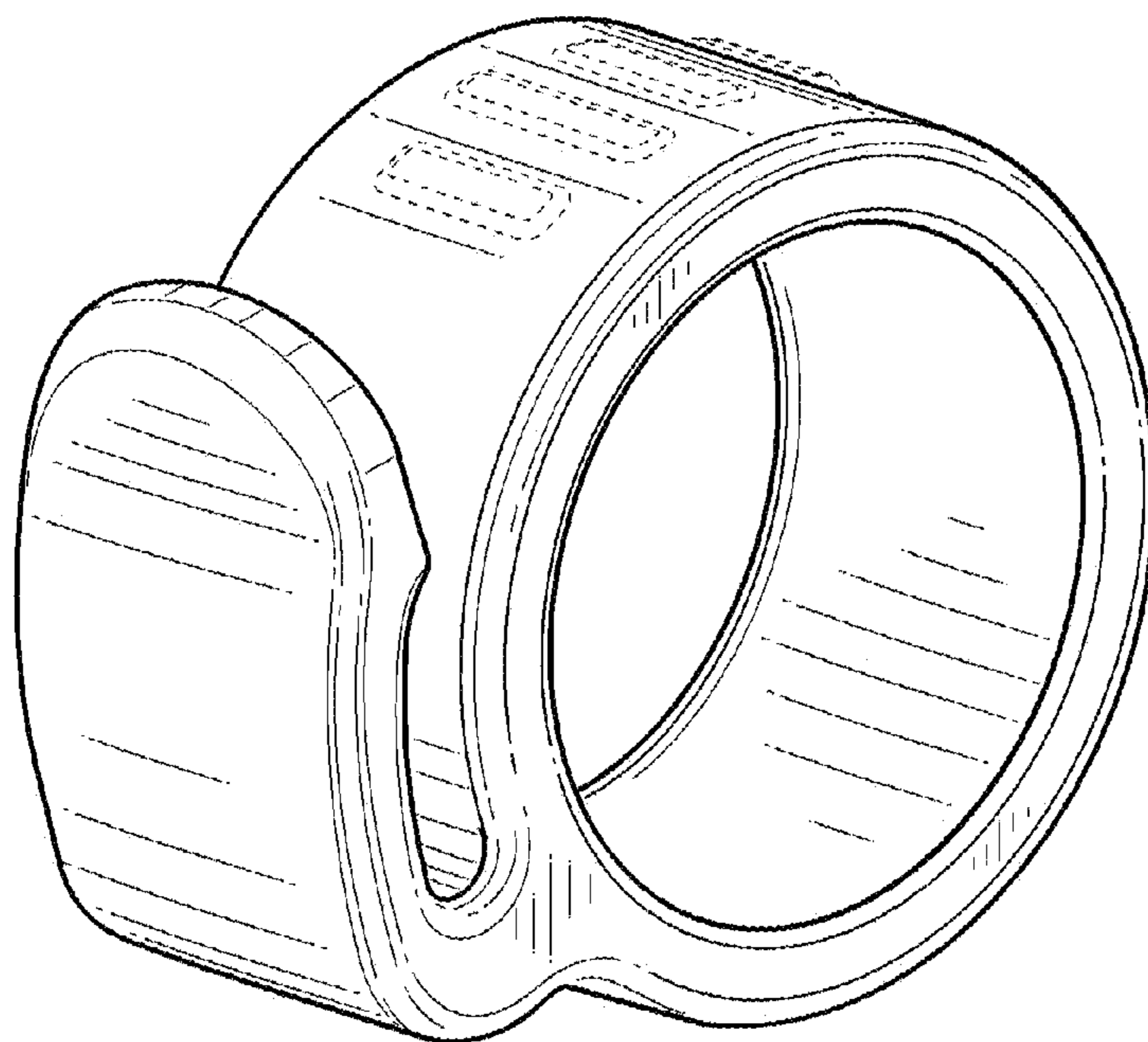


FIG. 2




FIG. 3




FIG. 4

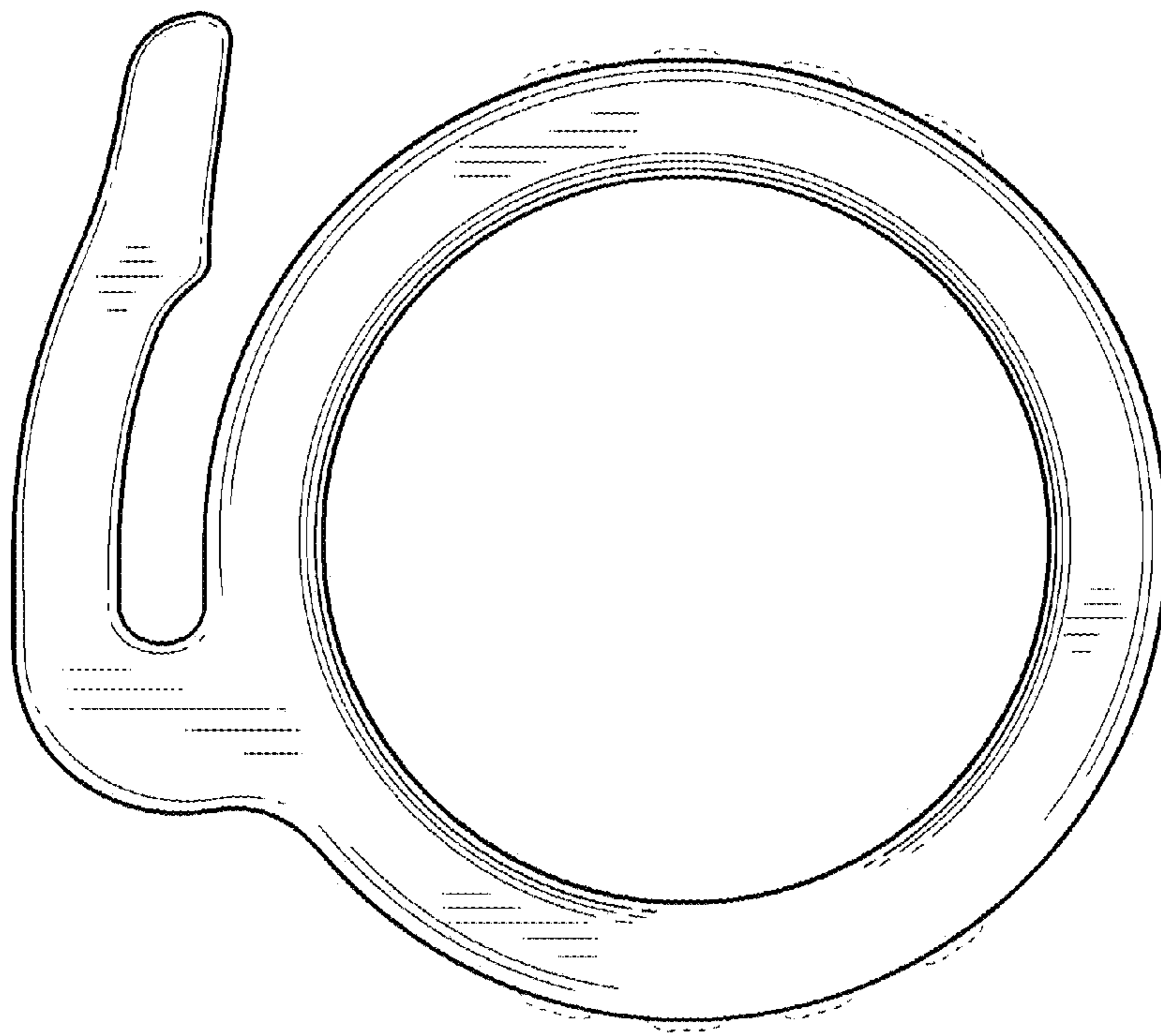


FIG. 5

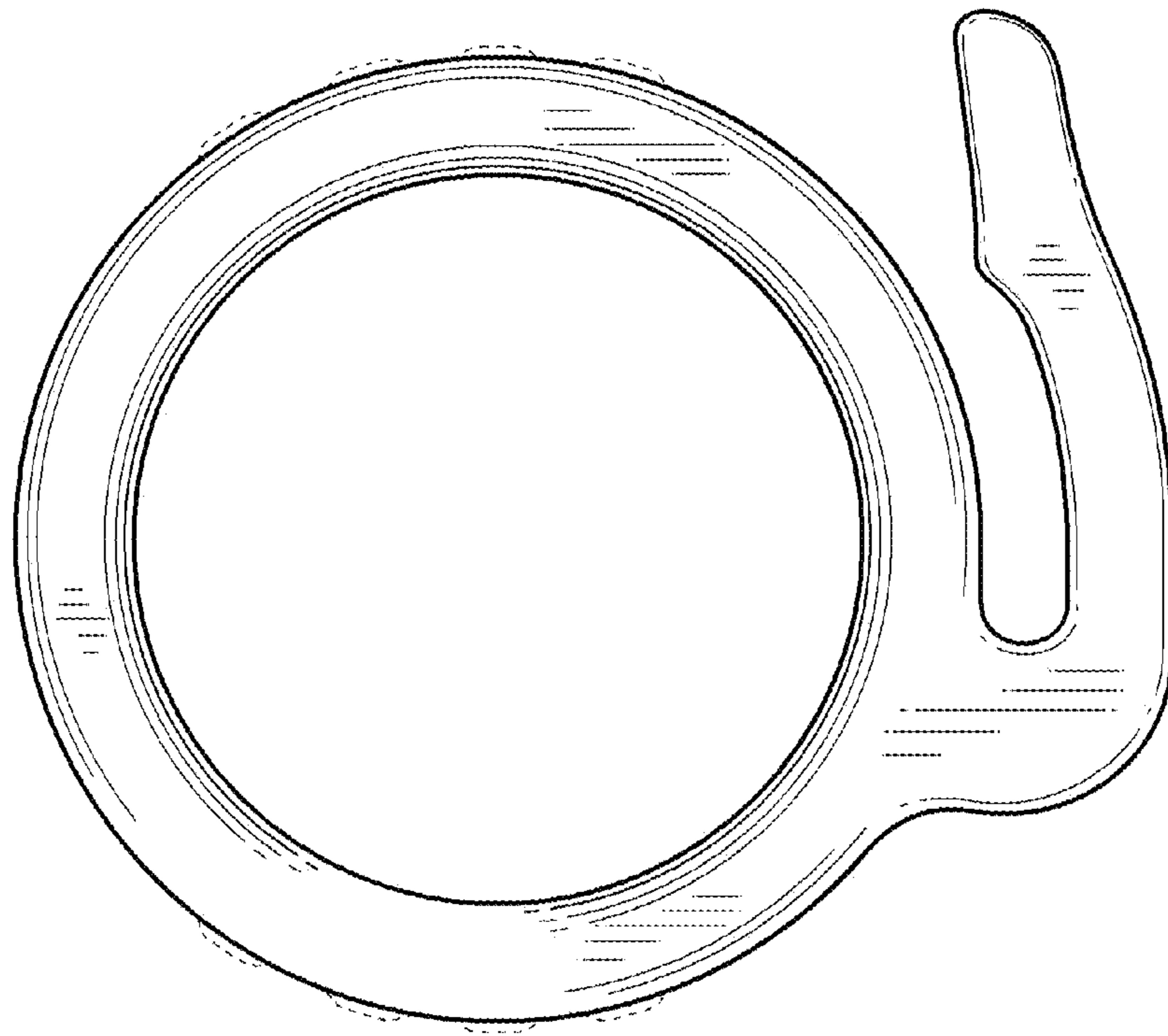


FIG. 6

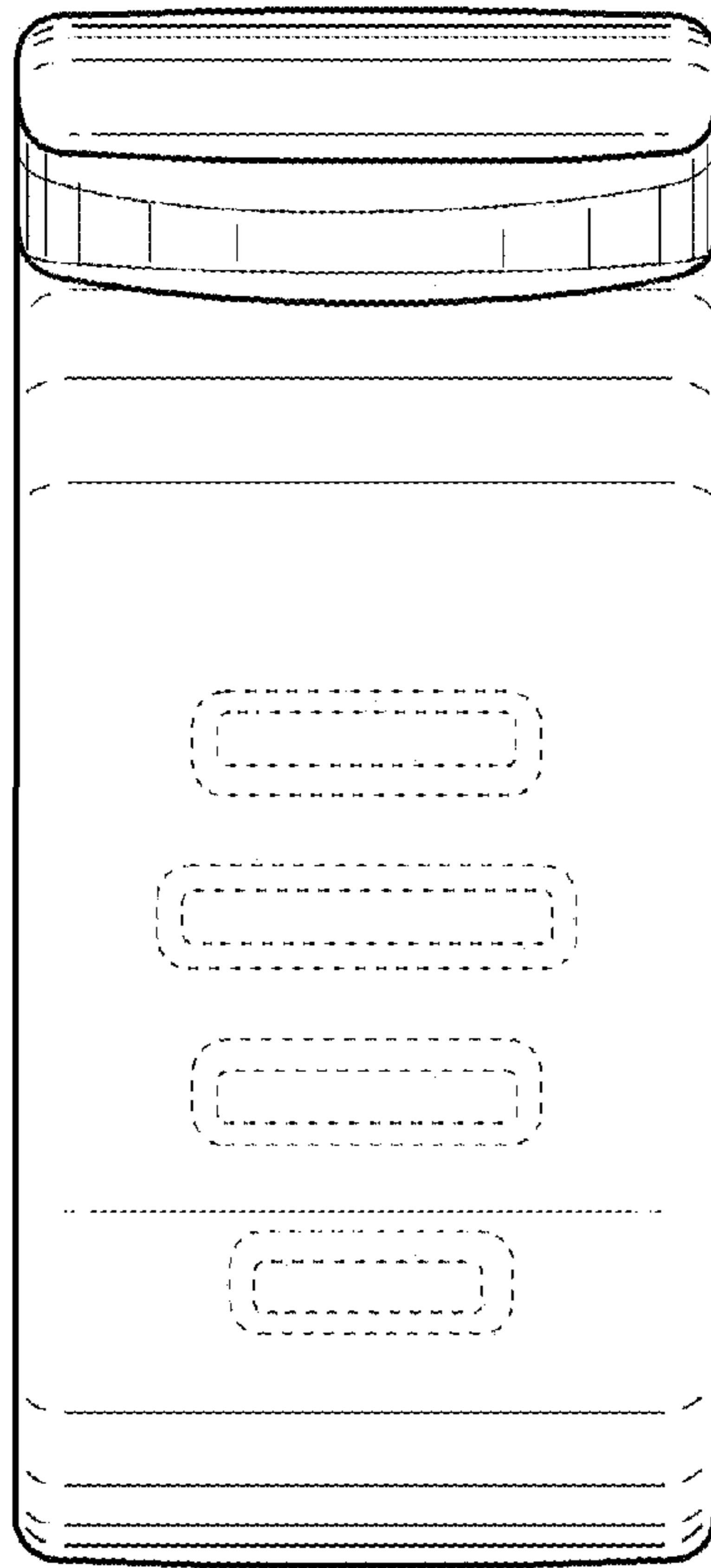


FIG. 7




FIG. 8