



US00D766709S

(12) **United States Design Patent**  
**Koreishi**

(10) **Patent No.:** **US D766,709 S**

(45) **Date of Patent:** **\*\* Sep. 20, 2016**

(54) **STRING END STOPPER**

(71) Applicant: **NIFCO INC.**, Yokohama-shi,  
Kanagawa (JP)

(72) Inventor: **Namiko Koreishi**, Yokohama (JP)

(73) Assignee: **NIFCO INC.**, Yokohama-Shi,  
Kanagawa (JP)

(\*\*) Term: **14 Years**

(21) Appl. No.: **29/496,795**

(22) Filed: **Jul. 17, 2014**

(30) **Foreign Application Priority Data**

Jan. 17, 2014 (JP) ..... 2014-000788

(51) **LOC (10) Cl.** ..... **08-08**

(52) **U.S. Cl.**  
USPC ..... **D8/383**

(58) **Field of Classification Search**  
USPC ..... D8/383, 349, 354, 356, 382, 394, 396,  
D8/499; D2/946, 976, 978, 853  
CPC ..... F16G 11/00; F16G 11/10; F16G 11/105;  
F16G 11/108; F16G 11/101; Y10T 24/3991;  
A44B 19/262  
See application file for complete search history.

(56) **References Cited**

**U.S. PATENT DOCUMENTS**

- 4,391,226 A \* 7/1983 Guthrie ..... A01K 27/005  
119/797
- 4,788,755 A \* 12/1988 Kasai ..... A45C 13/30  
24/136 A
- D355,147 S \* 2/1995 Frano ..... D11/221
- 5,421,075 A \* 6/1995 Mackal ..... F16G 11/00  
24/136 R
- D367,755 S \* 3/1996 Jones ..... D2/978
- 5,504,977 A \* 4/1996 Weppner ..... E06B 9/326  
16/442
- 5,671,508 A \* 9/1997 Murai ..... F16G 11/10  
24/115 K
- D436,556 S \* 1/2001 Pontaoe ..... D11/221
- 6,415,482 B1 \* 7/2002 Pontaoe ..... A44B 19/262  
24/129 R
- D506,188 S \* 6/2005 Ikeda ..... D13/184

- D550,067 S \* 9/2007 Hsiao ..... D8/356
- D567,642 S \* 4/2008 Tamura ..... D8/383
- D568,148 S \* 5/2008 Tamura ..... D8/383
- D615,854 S \* 5/2010 Yoshida ..... D8/383
- D624,396 S \* 9/2010 Yoshiguchi ..... D8/383
- D626,322 S \* 11/2010 Servettaz ..... D2/978
- D680,855 S \* 4/2013 Kadoishi ..... D8/383
- D701,452 S \* 3/2014 Ishii ..... D8/383
- D743,780 S \* 11/2015 Chan ..... D8/383
- 2004/0221433 A1 \* 11/2004 Wolfberg ..... A43B 3/0005  
24/712.5
- 2005/0227528 A1 \* 10/2005 Ikeda ..... F16G 11/10  
439/369
- 2006/0000063 A1 \* 1/2006 Lundstedt ..... F16G 11/10  
24/129 R
- 2012/0005865 A1 \* 1/2012 Boden ..... F16G 11/04  
24/136 R

\* cited by examiner

**OTHER PUBLICATIONS**

CSTP | 11:Cord End / Tape End / Zip | Nifco Buckles, Image post date unknown, Site visited on Dec. 10, 2015 (online), <[http://www.nifco.com/ctl/buckle/11cord\\_end\\_tape\\_end\\_zip/cstp.html](http://www.nifco.com/ctl/buckle/11cord_end_tape_end_zip/cstp.html)>.\*

*Primary Examiner* — Ian Simmons

*Assistant Examiner* — Ieisha Price

(74) *Attorney, Agent, or Firm* — Manabu Kanesaka


(57) **CLAIM**

The ornamental design for a string end stopper, as shown and described.

**DESCRIPTION**

FIG. 1 is a first perspective view of a string end stopper showing my new design;  
FIG. 2 is a second perspective view thereof;  
FIG. 3 is a front view thereof, with the rear view being a mirror image of;  
FIG. 4 is a right side view thereof, with the left side view being a mirror image of;  
FIG. 5 is a top plan view thereof; and,  
FIG. 6 is a bottom view thereof.  
The broken lines in the drawings illustrate portions of the string end stopper and form no part of the claimed design.

**1 Claim, 5 Drawing Sheets**



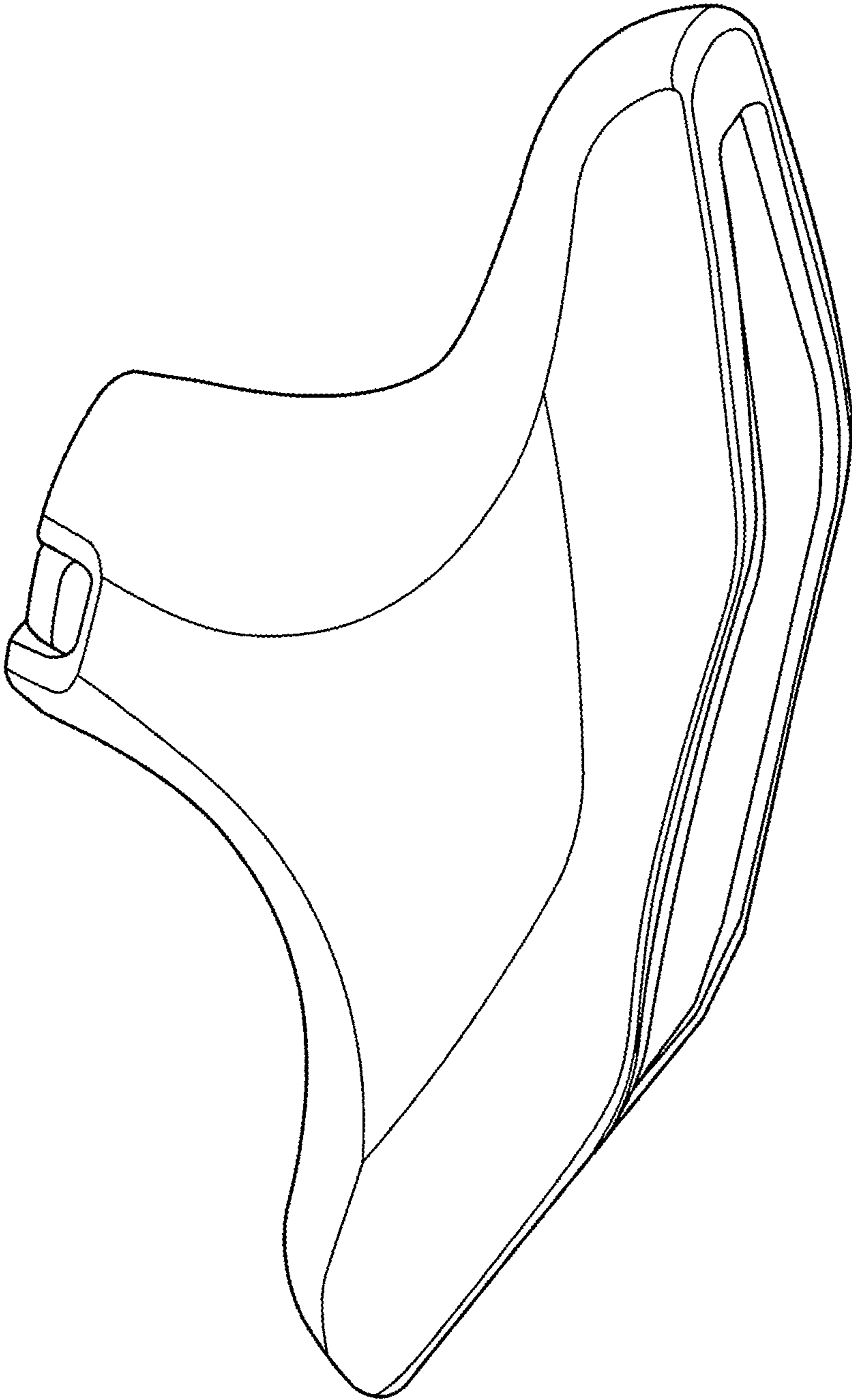


FIG. 1

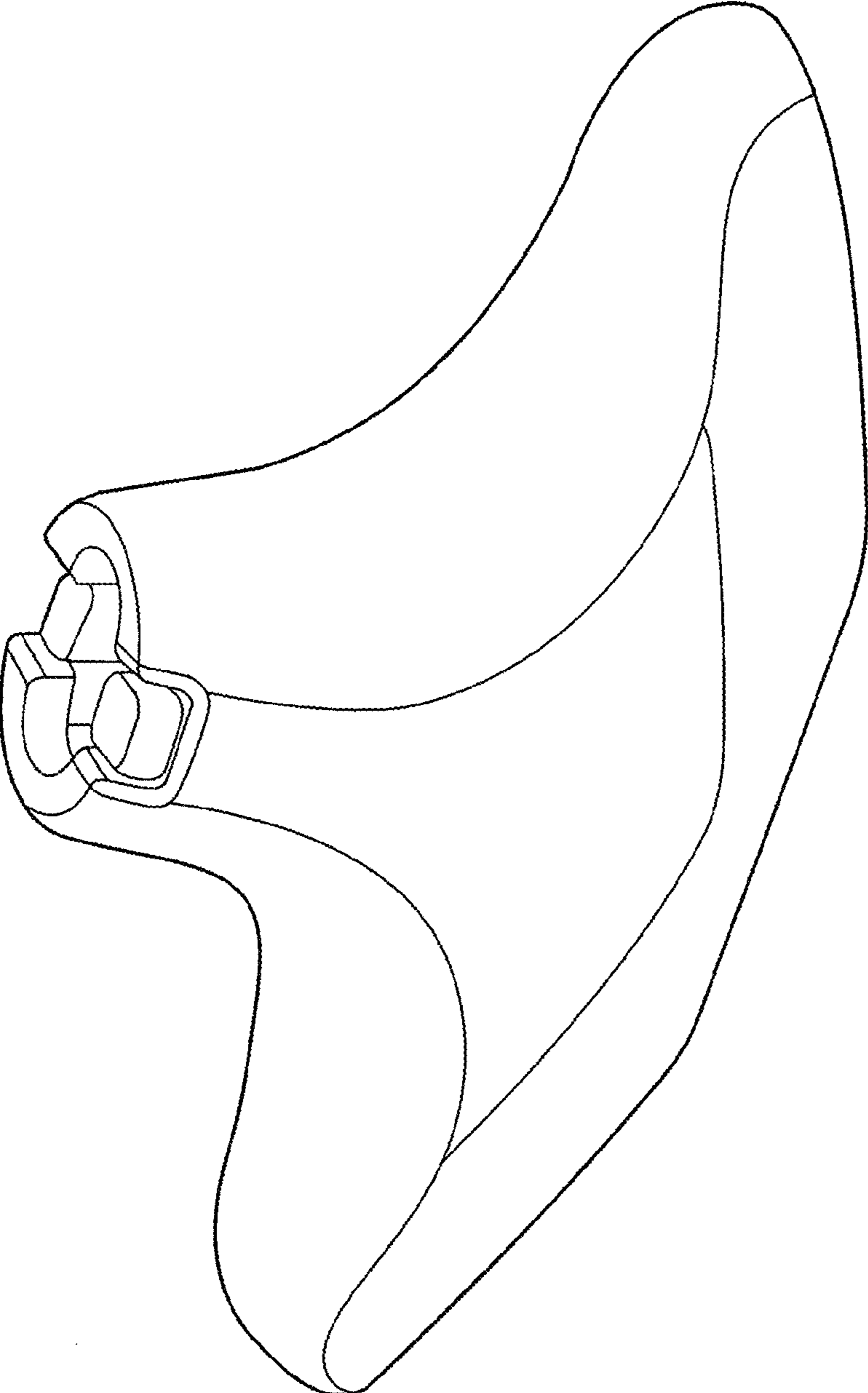


FIG. 2

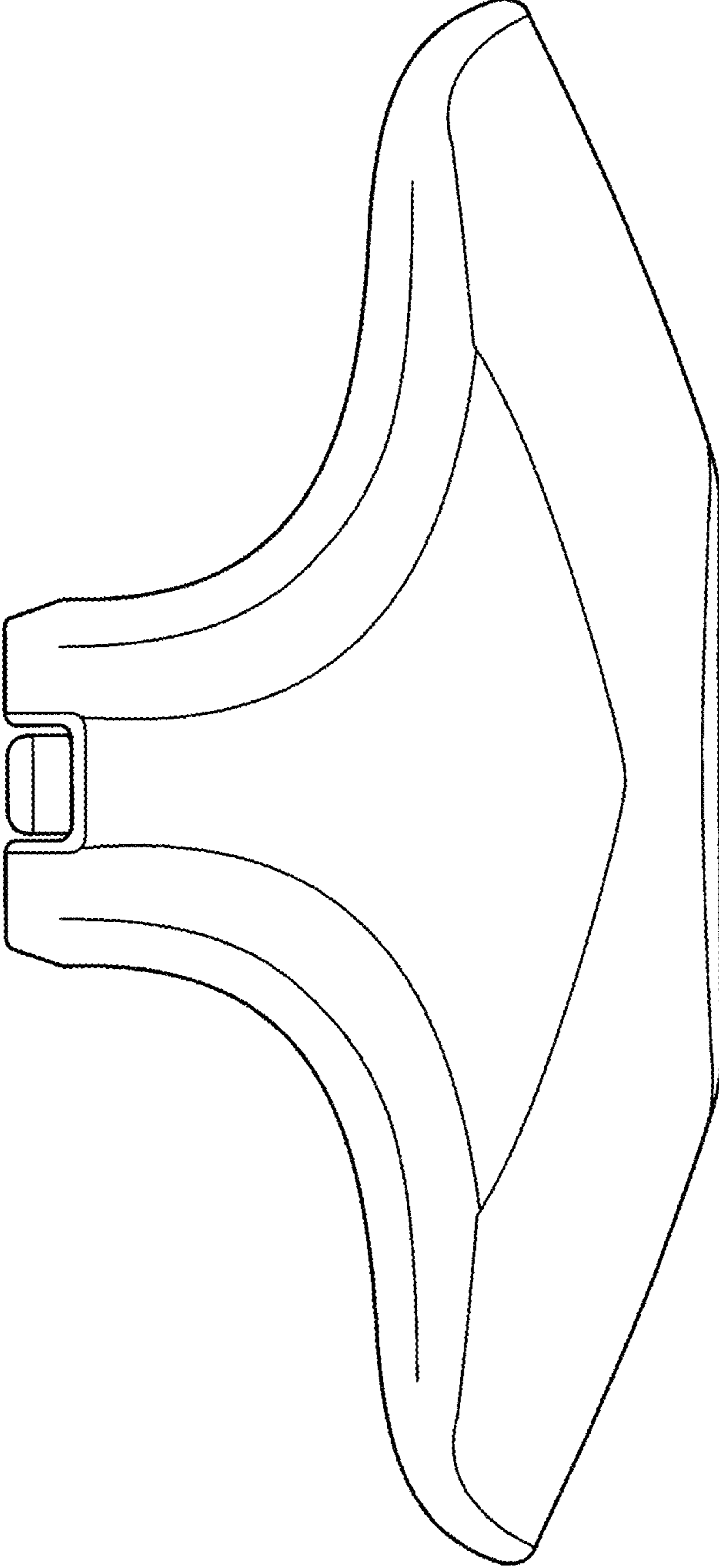


FIG. 3

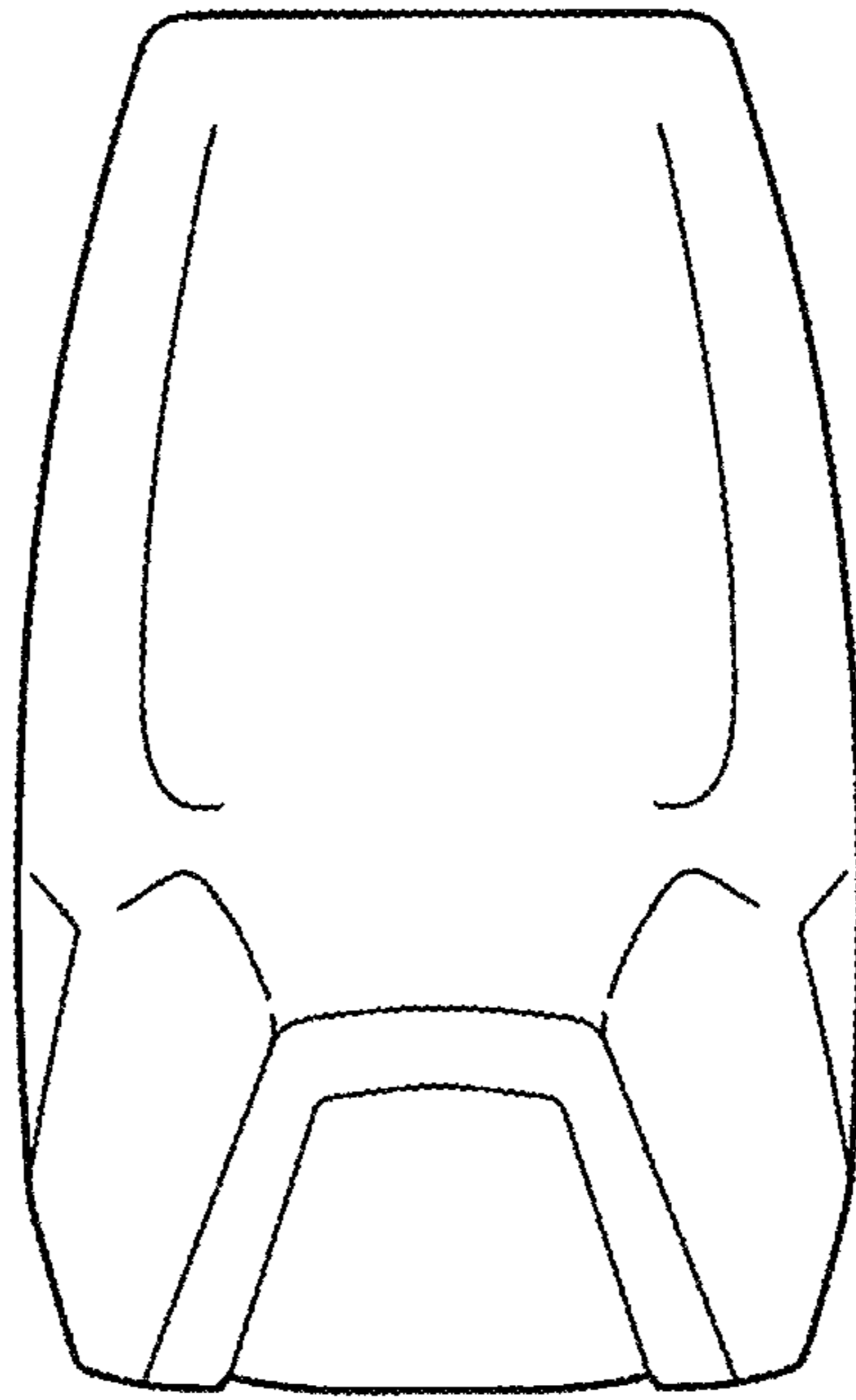


FIG. 4

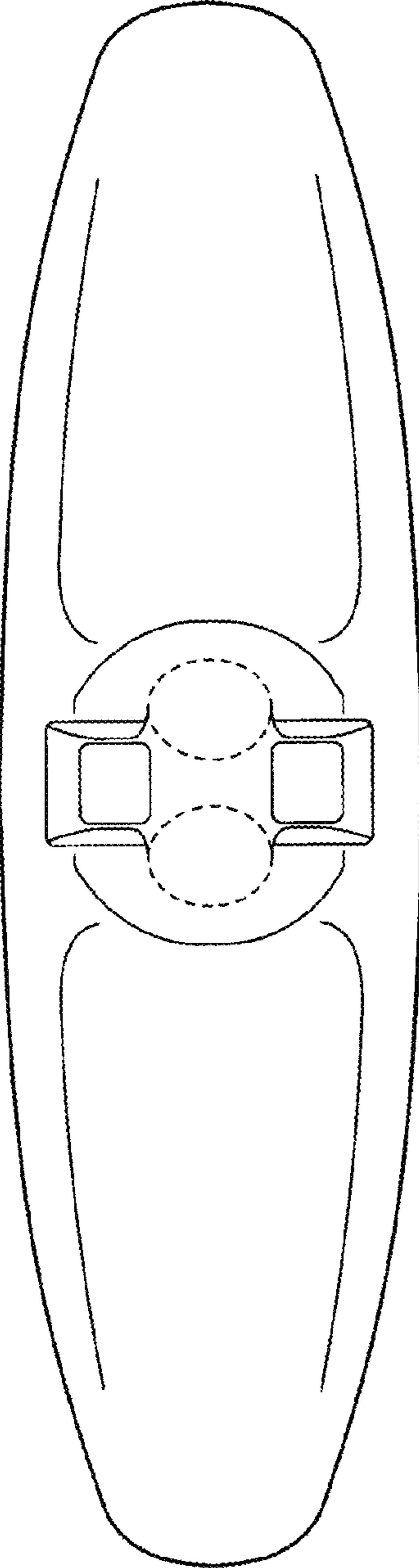


FIG. 5

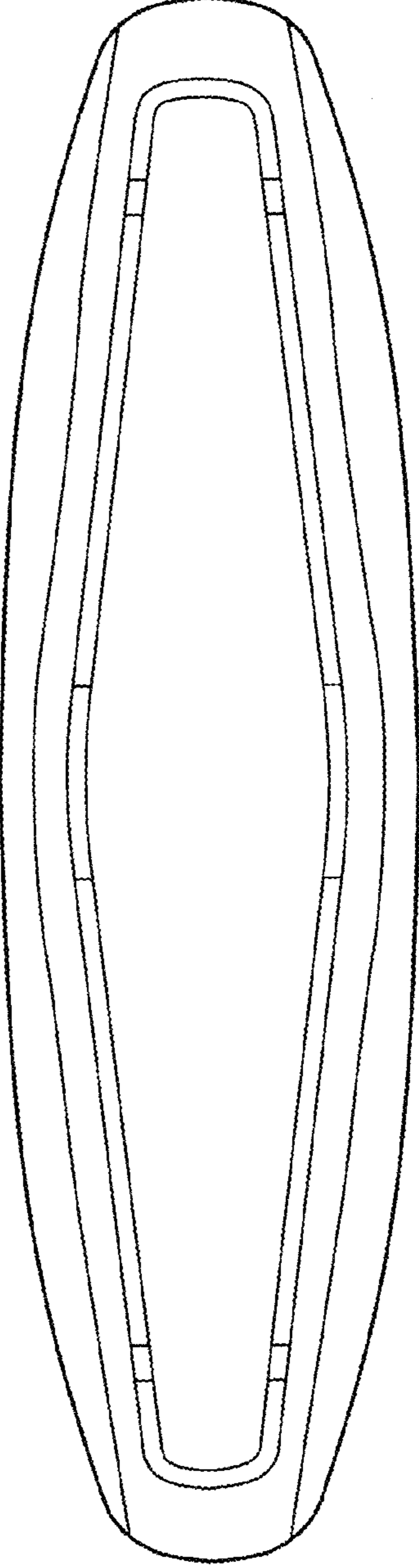


FIG. 6