



US00D766695S

(12) **United States Design Patent** (10) **Patent No.:** **US D766,695 S**
Mattrisch et al. (45) **Date of Patent:** **** Sep. 20, 2016**

(54) **HANDLE**
(71) Applicant: **HOPPE Holding AG**, Münstair (CH)
(72) Inventors: **Dan Mattrisch**, Fort Atkinson, WI (US); **Matt Taylor**, Milton, WI (US)
(73) Assignee: **HOPPE Holding AG**, Mustair (CH)
(**) Term: **15 Years**

Y10S 292/63; E05B 85/16; E05B 1/0015;
E05B 77/06; E05B 79/06; E05B 85/18;
E05B 85/12; E05B 85/10; E05B 7/00;
E05B 1/0053; E05B 77/265
See application file for complete search history.

(21) Appl. No.: **29/540,443**
(22) Filed: **Sep. 24, 2015**
(51) **LOC (10) Cl.** **08-06**
(52) **U.S. Cl.**
USPC **D8/301**
(58) **Field of Classification Search**
USPC D8/300-302, 307-309, 310, 311, 350,
D8/353, DIG. 10; D23/250, 252;
292/336.3, 341.15, 347, 357; 74/523,
74/543; 70/192, 201, 206, 207, 450, 452;
16/110.1, 402, 412, 416, DIG. 30
CPC Y10T 16/44; Y10T 74/20612; Y10T
74/20732; Y10T 16/458; Y10T 16/498;
Y10T 16/469; Y10T 16/476; Y10T 74/20744;
Y10T 74/20864; Y10T 16/4628; Y10T
74/20642; Y10T 16/473; Y10T 74/20762;
Y10T 74/2042; Y10T 74/20828; Y10T
16/459; Y10T 16/4713; Y10T 74/2014;
Y10T 16/50; Y10T 74/20438; Y10T
74/20582; Y10T 74/20738; Y10T 16/48;
Y10T 74/20618; Y10T 74/20684; Y10T
74/20624; Y10T 74/20468; Y10T 16/61;
Y10T 16/4719; Y10T 16/86; Y10S 16/30;
Y10S 292/31; Y10S 292/53; Y10S 16/12;
Y10S 292/23; Y10S 292/27; Y10S 292/30;

(56) **References Cited**

U.S. PATENT DOCUMENTS

3,095,227 A * 6/1963 Casebolt E05B 65/0811
292/244
D230,946 S * 3/1974 Harrell D8/300

(Continued)

Primary Examiner — Derrick Holland

Assistant Examiner — Lauren Calve

(74) *Attorney, Agent, or Firm* — Reinhart Boerner Van Deuren s.c.

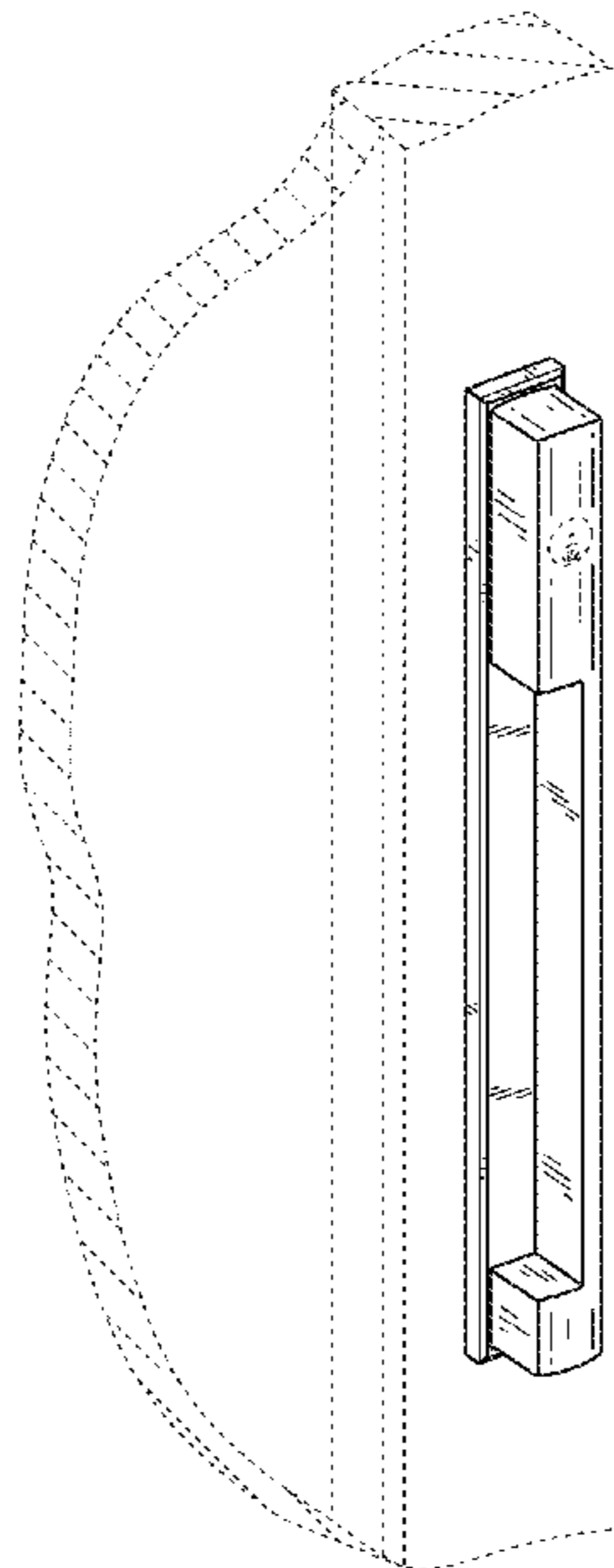
(57) **CLAIM**

The ornamental design for a handle, as shown and described.

DESCRIPTION

FIG. 1 is an isometric view of a handle showing our new design in environmental use;
FIG. 2 is an isometric view of the handle shown in FIG. 1;
FIG. 3 is a front view thereof;
FIG. 4 is a left side view thereof;
FIG. 5 is a right side view thereof;
FIG. 6 is a top view thereof;
FIG. 7 is a bottom view thereof; and,
FIG. 8 is a back view thereof.
The broken lines shown in FIG. 1 represent environmental subject matter and form no part of the claimed design. The broken lines shown in FIGS. 5, 7, and 8 represent unclaimed subject matter and form no part of the claimed design.

1 Claim, 4 Drawing Sheets



US D766,695 S

Page 2

(56)

References Cited

U.S. PATENT DOCUMENTS

D272,714 S *	2/1984	LeGrand	D8/301	7,373,794 B1 *	5/2008	DePass	E05B 9/00 292/195
4,480,862 A *	11/1984	Fleming	E05B 65/087 292/150	D593,395 S *	6/2009	Jones	D8/301
5,740,849 A *	4/1998	Tashman	E05B 65/087 160/102	D626,815 S *	11/2010	Liang	D8/301
D406,040 S *	2/1999	Kuehn	D8/301	D670,552 S *	11/2012	Meeks	D8/301
6,019,400 A *	2/2000	Prevot	E05B 9/08 292/140	2005/0062292 A1 *	3/2005	Higashitani	E05B 1/0046 292/1
					2005/0167996 A1 *	8/2005	Alchin	E05B 15/0245 292/341.15
					2006/0033343 A1 *	2/2006	Xu	E05B 63/20 292/139

* cited by examiner

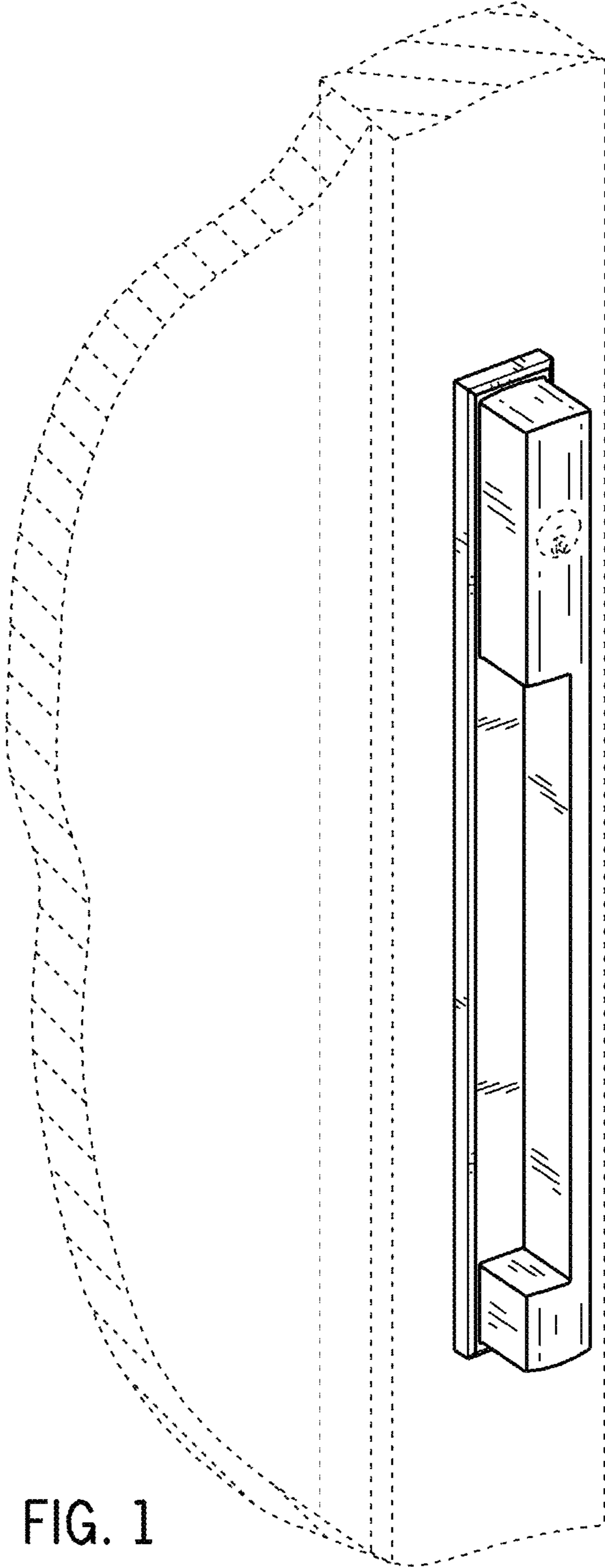


FIG. 1




FIG. 2

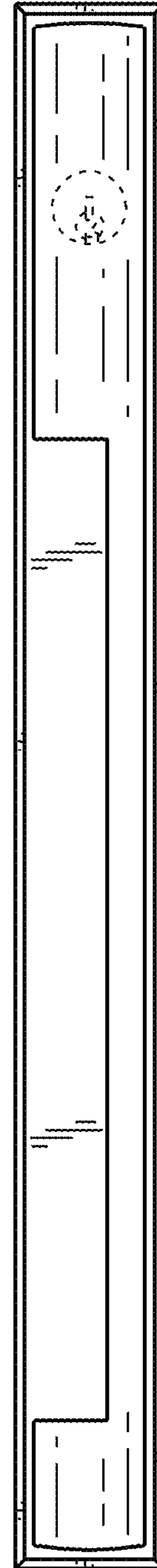


FIG. 3




FIG. 4

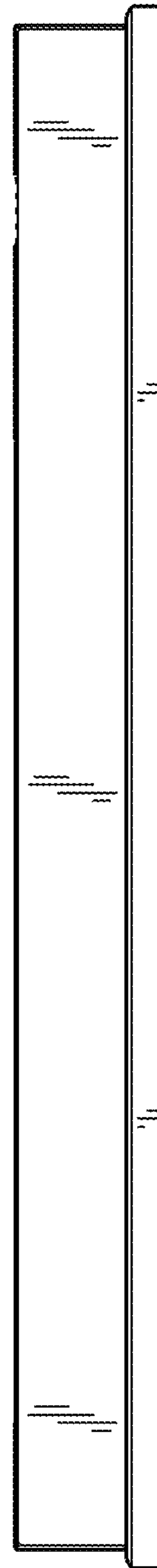


FIG. 5

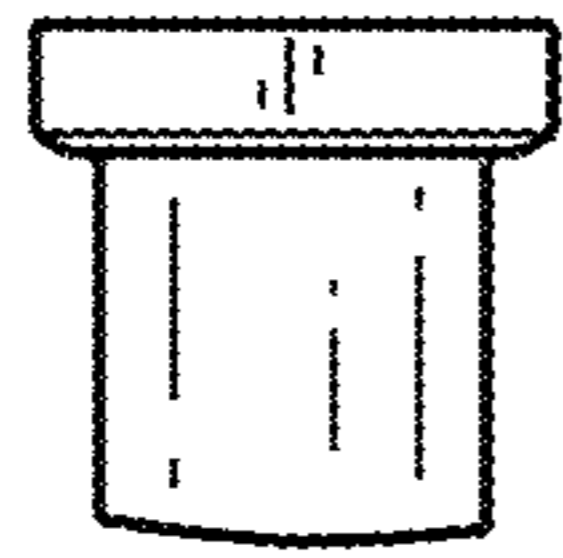


FIG. 6

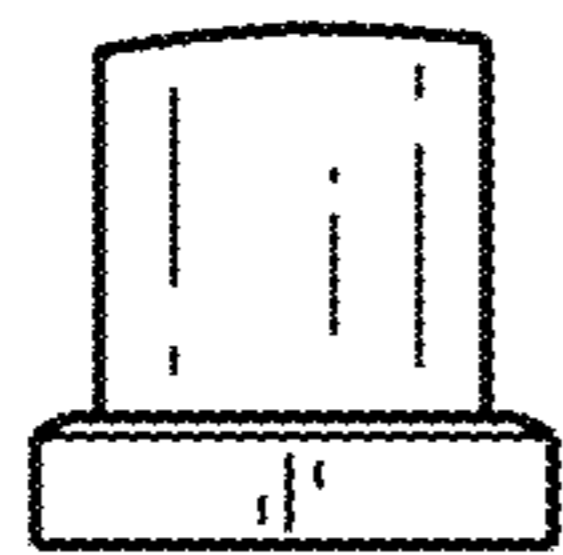


FIG. 7




FIG. 8