



US00D766691S

(12) **United States Design Patent** (10) **Patent No.:** **US D766,691 S**
Liu (45) **Date of Patent:** **** Sep. 20, 2016**

(54) **SCREWDRIVER BIT**
(71) Applicant: **Kuo-Han Liu**, Taichung (TW)
(72) Inventor: **Kuo-Han Liu**, Taichung (TW)
(**) Term: **15 Years**
(21) Appl. No.: **29/527,047**
(22) Filed: **May 15, 2015**
(51) **LOC (10) Cl.** **08-04**
(52) **U.S. Cl.**
USPC **D8/86**
(58) **Field of Classification Search**
USPC D8/70, 82–87, 105; D15/139; 81/121.1,
81/125, 177.1–177.7, 436, 438, 451–452,
81/460–461
CPC ... B23B 2251/66; B23P 15/00; B25B 13/06;
B25B 13/5091; B25B 15/00; B25B 15/001;
B25B 15/002; B25B 15/004; B25B 15/005;
B25B 15/008; B25B 15/02; B25B 15/04;
B25B 17/00; B25B 21/007; B25B 23/00;
B25B 23/0035; B25B 23/005; B25B 23/12;
B25B 23/1405; B25B 27/18; B25B 31/12;
B25B 51/08; B25B 51/108
See application file for complete search history.

(56) **References Cited**
U.S. PATENT DOCUMENTS
5,466,100 A * 11/1995 Ahluwalia B23B 31/005
408/224

2003/0125749 A1* 7/2003 Yuan A61B 17/1655
606/104
2014/0102265 A1* 4/2014 Looijen B25B 15/005
81/445
2016/0089772 A1* 3/2016 Liu B25B 15/001
81/451

* cited by examiner
Primary Examiner — Philip S Hyder
Assistant Examiner — Roselynn Cody
(74) *Attorney, Agent, or Firm* — Raymond Y. Chan; David
and Raymond Patent Firm

(57) **CLAIM**
The ornamental design for a screwdriver bit, as shown and
described.

DESCRIPTION
FIG. 1 is a perspective view of screwdriver bit showing my
new design.
FIG. 2 is a front elevational view thereof.
FIG. 3 is a rear elevational view thereof.
FIG. 4 is a right side elevational view thereof.
FIG. 5 is a left side elevational view thereof.
FIG. 6 is a top plan view thereof; and,
FIG. 7 is a bottom plan view thereof.
The broken lines in the drawings are included for the
purpose of illustrating environmental structure and form no
part of the claim.

1 Claim, 7 Drawing Sheets



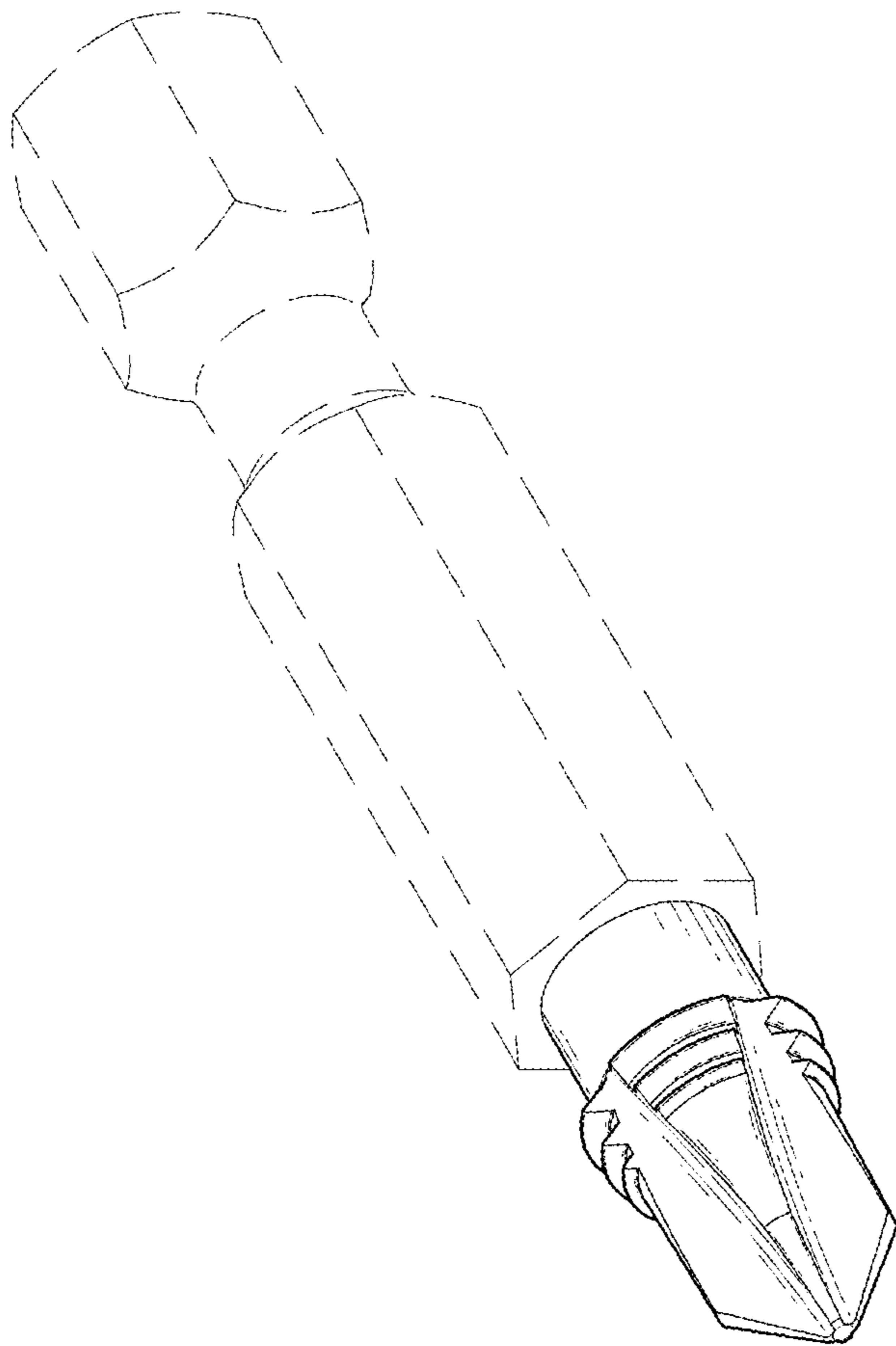


FIG. 1



F I G . 2




FIG. 3

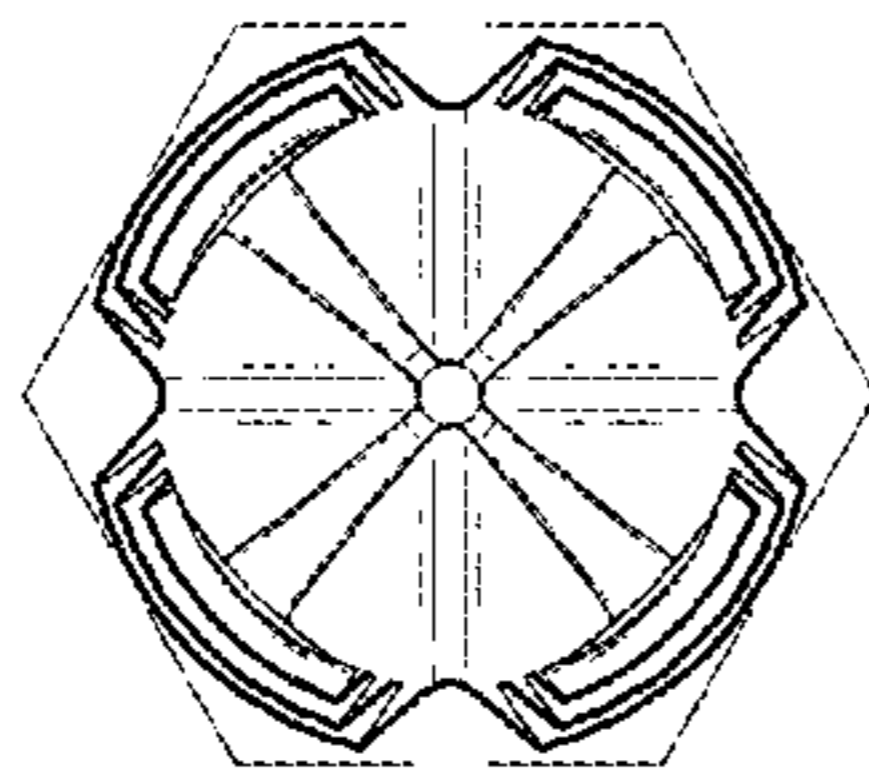


FIG. 4

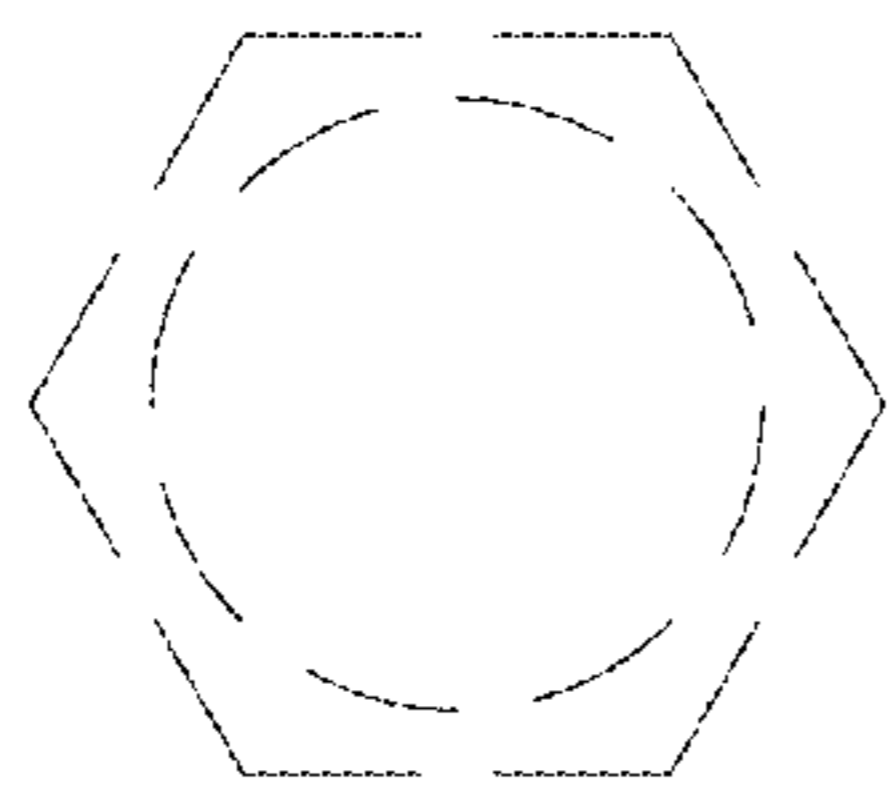


FIG. 5




FIG. 6

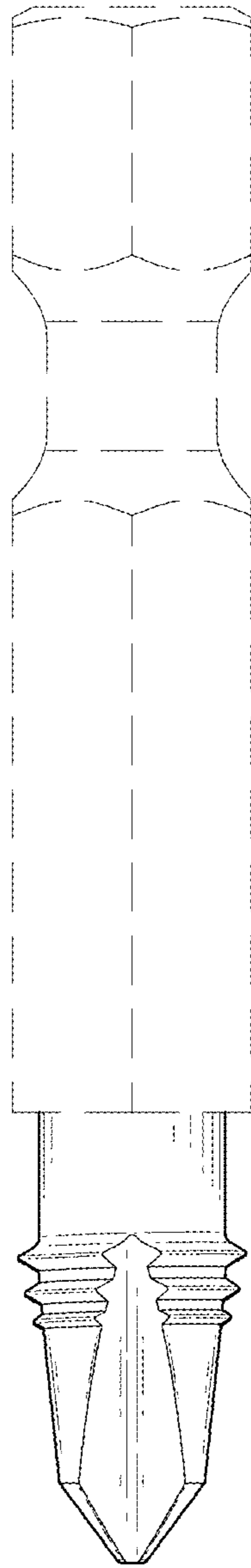


FIG. 7