

US00D766680S

(12) **United States Design Patent** (10) **Patent No.:** **US D766,680 S**
Hartshorn et al. (45) **Date of Patent:** **** Sep. 20, 2016**

(54) **STRAIGHT-PEELER**
 (71) Applicant: **JOSEPH JOSEPH LTD**, London (GB)
 (72) Inventors: **Richard Hartshorn**, London (GB);
Edward Goodwin, London (GB)
 (73) Assignee: **Joseph Joseph Ltd.**, London (GB)
 (**) Term: **14 Years**
 (21) Appl. No.: **29/517,447**
 (22) Filed: **Feb. 12, 2015**

8,584,581 B2 * 11/2013 Curtin A47J 17/02
 30/123.5
 D718,988 S * 12/2014 Szymanski D7/695
 D749,920 S * 2/2016 Matsuoka D7/695
 * cited by examiner
Primary Examiner — Terry Wallace
 (74) *Attorney, Agent, or Firm* — Millen White Zelano & Branigan, P.C.

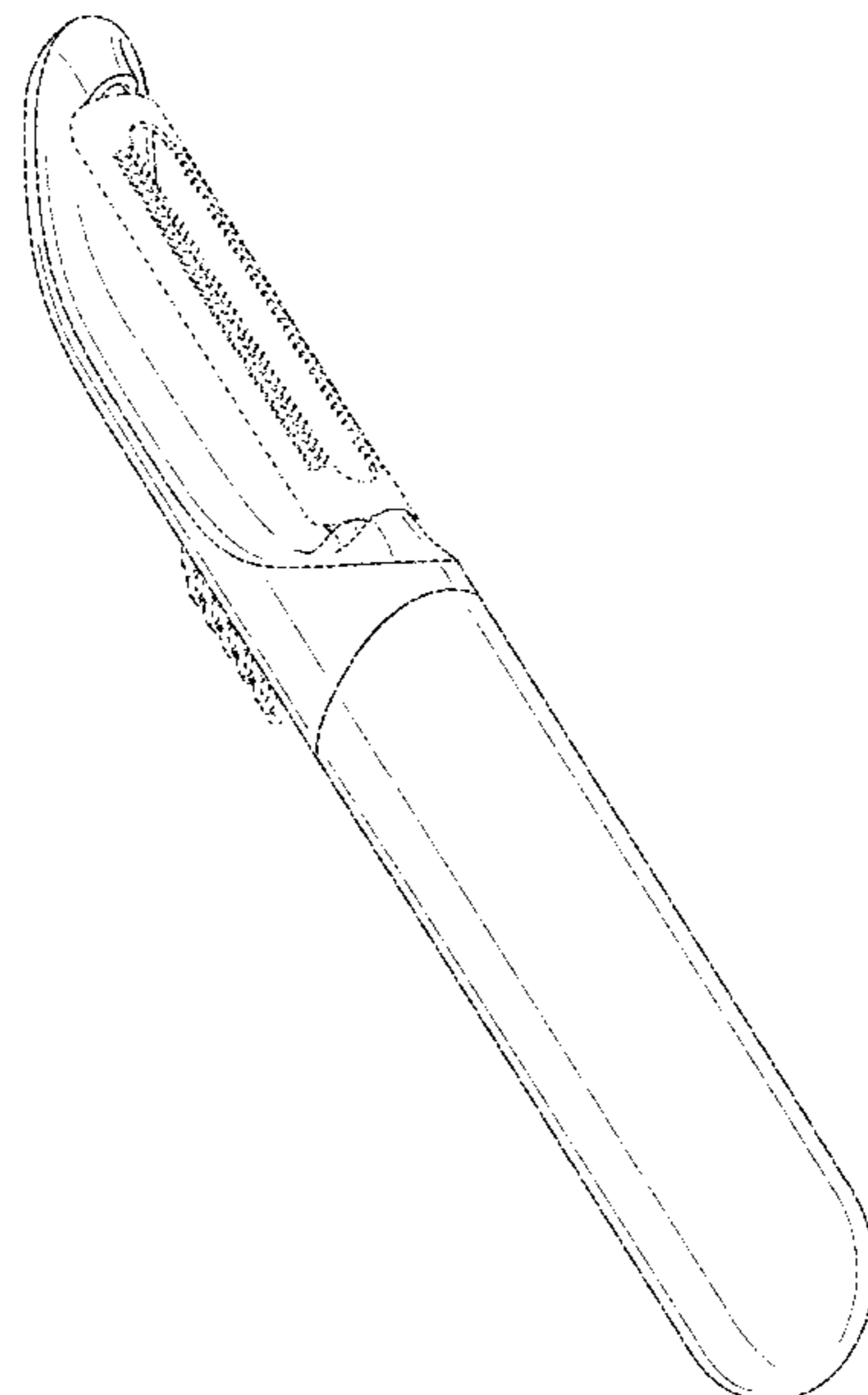
(30) **Foreign Application Priority Data**
 Oct. 2, 2014 (EM) 002549576-0001
 (51) **LOC (10) Cl.** **07-04**
 (52) **U.S. Cl.**
 USPC **D7/695**
 (58) **Field of Classification Search**
 USPC D7/680–697, 393, 395
 CPC A47J 17/02; A47J 17/00; A47J 17/04;
 A47J 17/08; B26B 5/00
 See application file for complete search history.

(57) **CLAIM**
 The ornamental design for a straight peeler, as shown and described.

(56) **References Cited**
 U.S. PATENT DOCUMENTS
 2,222,388 A * 11/1940 Zimmer A47J 17/02
 30/113.3
 3,621,899 A * 11/1971 Hula B26B 5/00
 30/122
 D332,034 S * 12/1992 Viemeister D7/695
 7,140,111 B2 * 11/2006 Di Bitonto A47J 17/02
 30/279.6
 D675,891 S * 2/2013 Reay D7/695

DESCRIPTION
 FIG. 1 is a top perspective view of the straight peeler showing may new design.
 FIG. 2 is a side view thereof.
 FIG. 3 is an opposite side view thereof.
 FIG. 4 is a bottom plan view thereof.
 FIG. 5 is a top plan view thereof.
 FIG. 6 is a rear view thereof.
 FIG. 7 is a front view thereof.
 FIG. 8 is a top perspective view of an alternate embodiment of FIG. 1.
 FIG. 9 is a side view of FIG. 8.
 FIG. 10 is an opposite side view of FIG. 8.
 FIG. 11 is a bottom view of FIG. 8.
 FIG. 12 is a top view of FIG. 8.
 FIG. 13 is a rear view of FIG. 8; and,
 FIG. 14 is a front view of FIG. 8.
 The broken lines showing parts of the straight peeler are shown for illustrative purposes only and form no part of the claimed design.

1 Claim, 14 Drawing Sheets



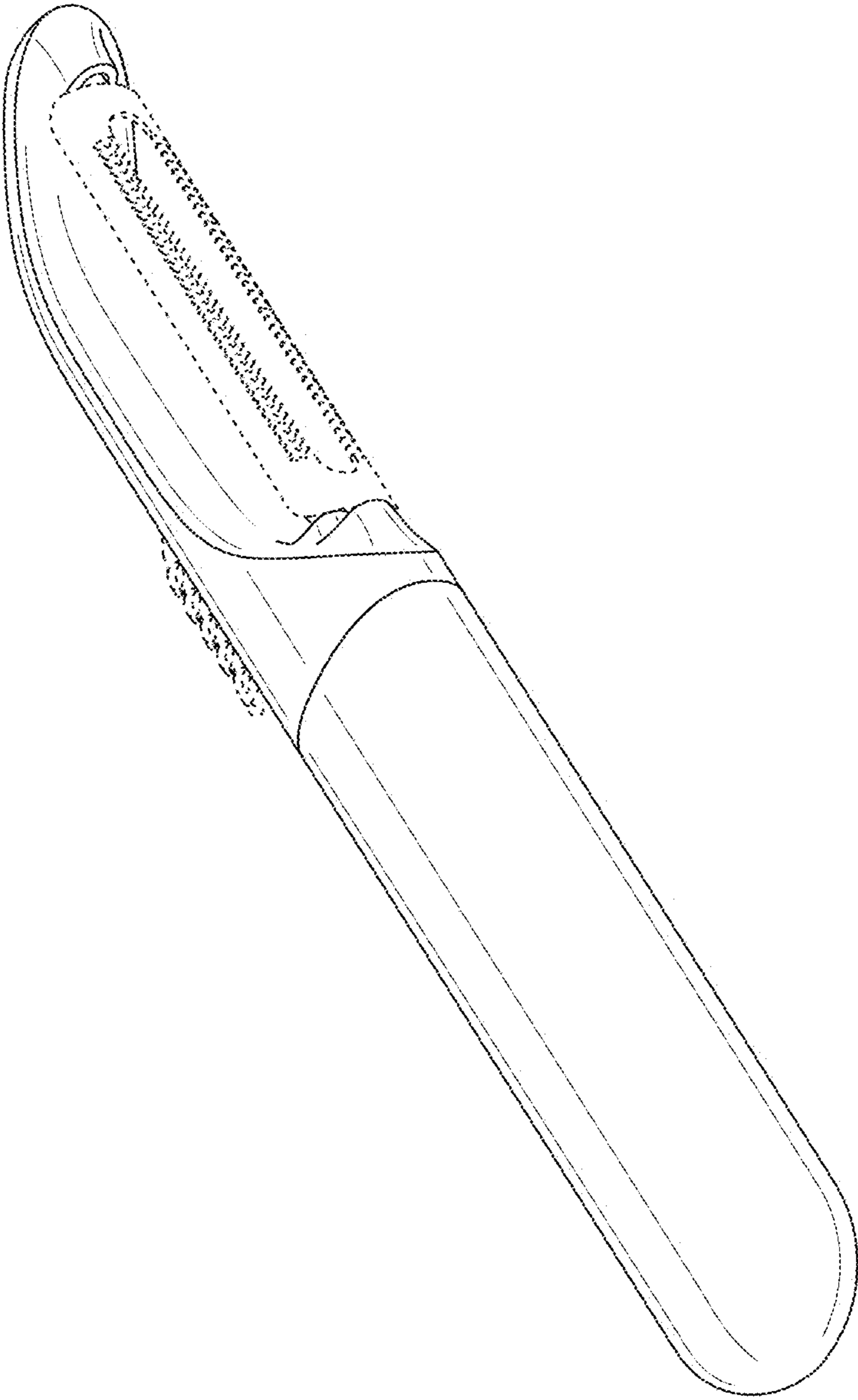


FIG.1

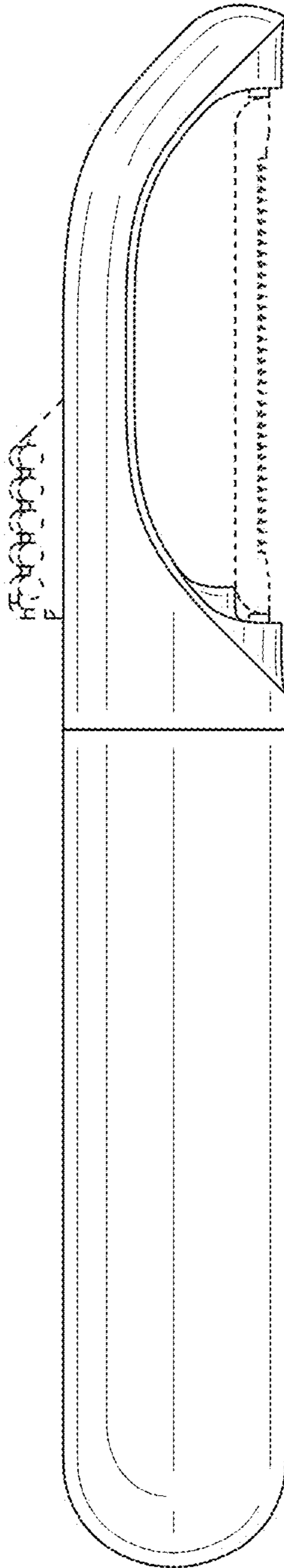


FIG.2

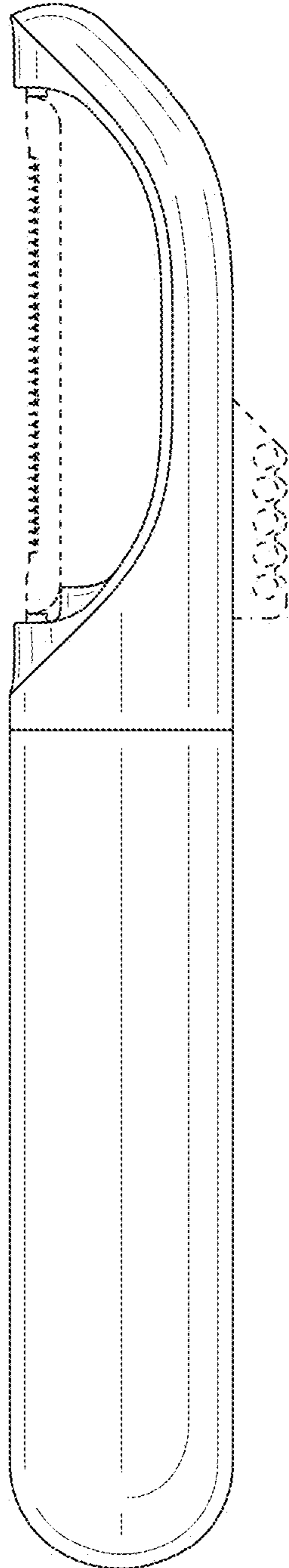


FIG.3

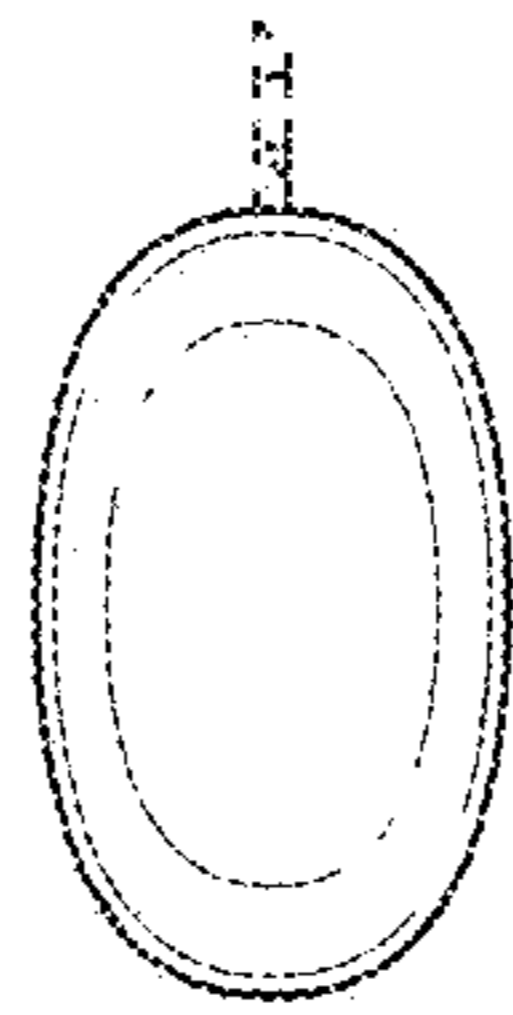


FIG.4

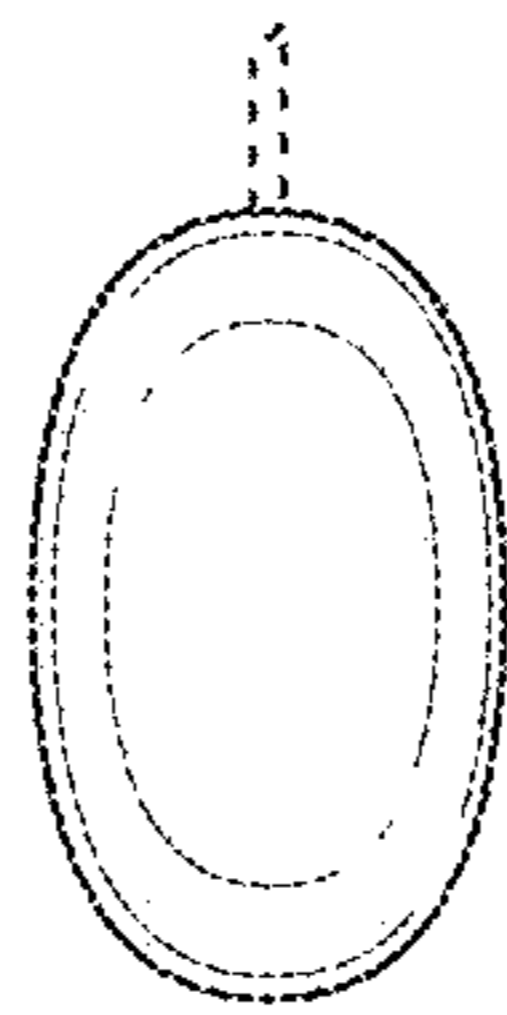


FIG.5

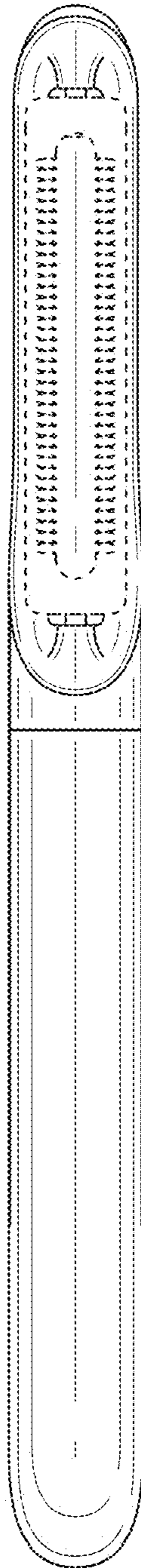


FIG.6

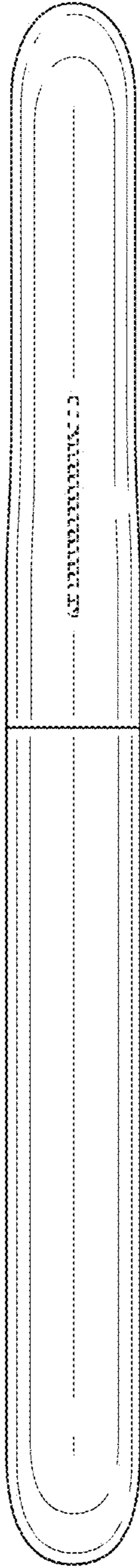


FIG.7




FIG. 8

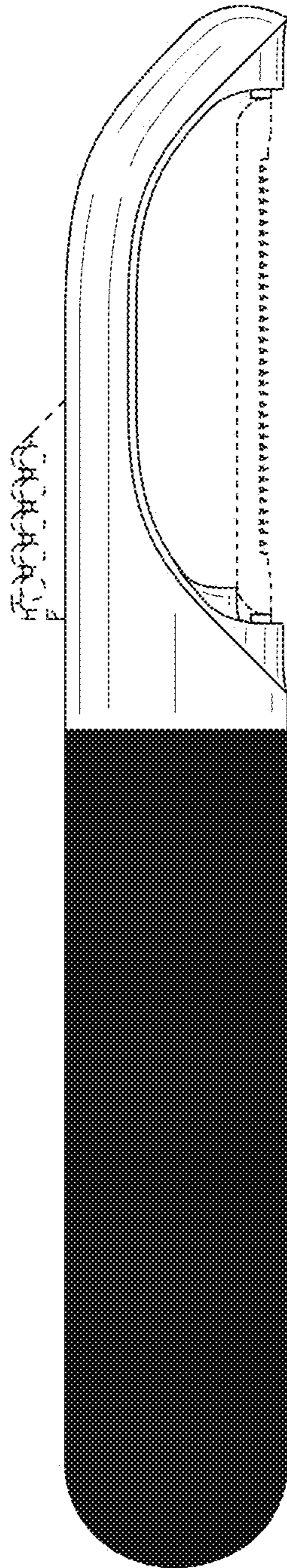


FIG. 9

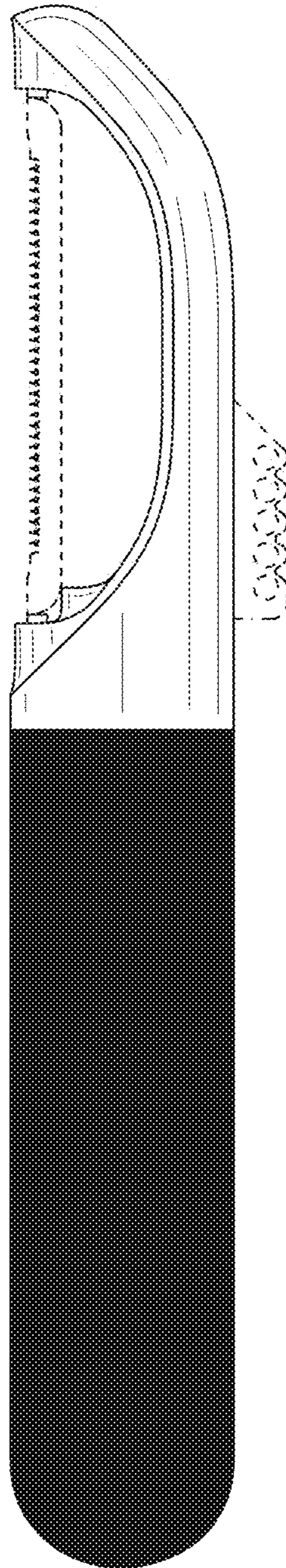


FIG. 10




FIG. 11

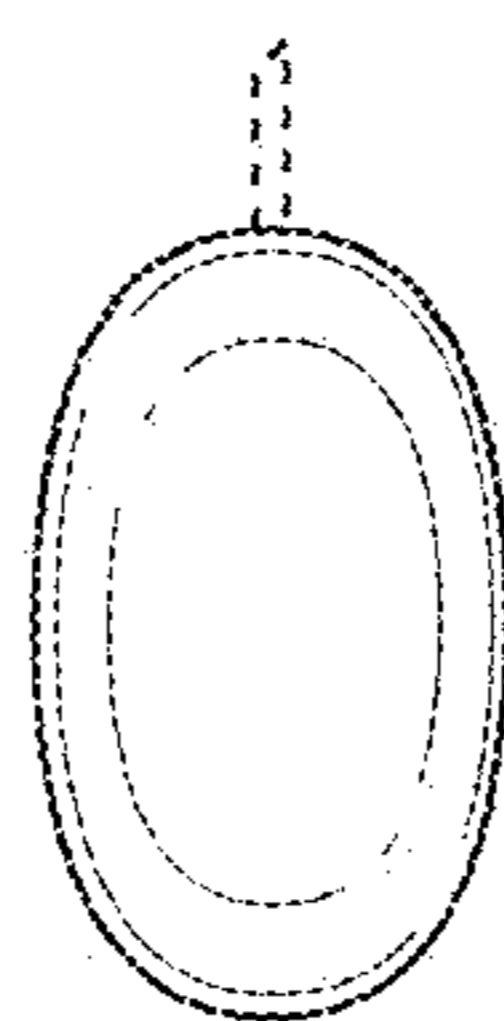


FIG. 12




FIG. 13




FIG. 14