



US00D766674S

(12) **United States Design Patent**
Mishan

(10) **Patent No.:** **US D766,674 S**

(45) **Date of Patent:** **** Sep. 20, 2016**

- (54) **BREAD KNIFE**
- (71) Applicant: **E. MISHAN & SONS, INC.**, New York, NY (US)
- (72) Inventor: **Edward I. Mishan**, New York, NY (US)
- (73) Assignee: **E. Mishan & Sons, Inc.**, New York, NY (US)
- (**) Term: **15 Years**
- (21) Appl. No.: **29/546,828**
- (22) Filed: **Nov. 25, 2015**
- (51) **LOC (10) Cl.** **07-03**
- (52) **U.S. Cl.**
USPC **D7/650; D7/649**
- (58) **Field of Classification Search**
USPC D7/393-395, 401.2, 642-652, 693, D7/695-696; D8/93, 97-100, 107, 300, D8/321; D22/117-118
CPC A01B 1/20; A01B 1/22; A22C 25/006; A47G 21/06; A47G 21/065; A61B 17/3211; A61B 17/3213; B21D 53/64; B23D 51/01; B23D 61/121; B25G 3/36; B26B 1/00; B26B 1/08; B26B 1/10; B26B 3/00; B26B 3/02; B26B 3/03; B26B 3/04; B26B 3/06; B26B 5/00; B26B 5/001; B26B 5/007; B26B 7/00; B26B 7/005; B26B 9/00; B26B 9/02; B26B 11/00; B26B 11/006; B26B 17/00; B26B 17/006; B26B 29/02; B26F 1/44
See application file for complete search history.

- 486,426 A * 11/1892 Brooks B26B 9/00 30/348
- 495,110 A * 4/1893 Hayes et al. B26B 9/02 30/355
- 556,615 A * 3/1896 Campbell B26B 9/02 30/355
- 817,361 A * 4/1906 Brown B23D 61/121 83/847
- D48,474 S * 1/1916 Lehrmann 30/279.6
- 2,059,414 A * 11/1936 Taylor B26B 9/02 30/355
- 2,568,870 A * 9/1951 Ronan B23D 61/121 83/846
- 2,803,876 A * 8/1957 Nelson B26B 9/00 30/115
- 2,895,218 A * 7/1959 Petzoldt B26B 9/02 30/355
- 3,024,533 A * 3/1962 Nitsch B26B 9/02 30/355
- 3,203,295 A * 8/1965 Sauer B26F 1/44 30/355
- 3,279,065 A * 10/1966 Senkewitz B26B 9/02 30/355

(Continued)

Primary Examiner — Ricky Pham

(74) *Attorney, Agent, or Firm* — Notaro, Michalos & Zaccaria P.C.

(57) **CLAIM**

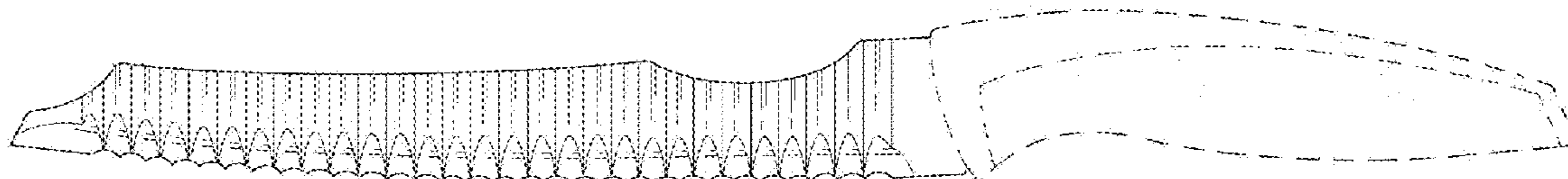
The ornamental design for a bread knife, as shown and described.

DESCRIPTION

FIG. 1 is a left side elevational view of a bread knife showing my design therefor;
 FIG. 2 is a top plan view thereof;
 FIG. 3 is a bottom plan view thereof;
 FIG. 4 is a front view thereof;
 FIG. 5 is a back view thereof; and,
 FIG. 6 is a right side elevational view thereof.
 The handle shown in broken lines forms no part of the design.

1 Claim, 5 Drawing Sheets

- (56) **References Cited**
U.S. PATENT DOCUMENTS
397,692 A 2/1889 Clark
437,325 A 9/1890 Barclay



(56)

References Cited

U.S. PATENT DOCUMENTS

D248,166 S	6/1978	Kanai	
D248,167 S	6/1978	Kanai	
D266,392 S *	10/1982	Hoffberger D7/650
D269,244 S	6/1983	Becher et al.	
4,823,467 A *	4/1989	Campbell B26B 9/02 30/355
D302,092 S *	7/1989	Cohen D7/650
D324,326 S	3/1992	Lu	
5,241,883 A	9/1993	Coppier	
5,448,833 A *	9/1995	Coon B23D 51/01 30/142
D372,648 S *	8/1996	Cohen D7/650
D403,559 S *	1/1999	Terenzio D7/650
6,044,566 A *	4/2000	Ries B26B 9/02 30/345
D468,973 S	1/2003	Sun	
D500,233 S *	12/2004	Overthun D7/650
D545,637 S	7/2007	Curtin	
D554,949 S	11/2007	Hood	
D581,732 S	12/2008	Epstein	
D626,794 S *	11/2010	Hollinger D7/649
D626,795 S	11/2010	Hollinger	
D643,262 S *	8/2011	Kusanagi D7/650
D643,263 S *	8/2011	Spiegel D7/649
D677,998 S *	3/2013	Kusanagi D7/649
D694,072 S	11/2013	Qin	
D694,590 S *	12/2013	Weber D7/649
D710,657 S	8/2014	Chen	
D710,658 S	8/2014	Chen	
D714,102 S	9/2014	Chen	
D714,103 S *	9/2014	Kusanagi D7/649

* cited by examiner

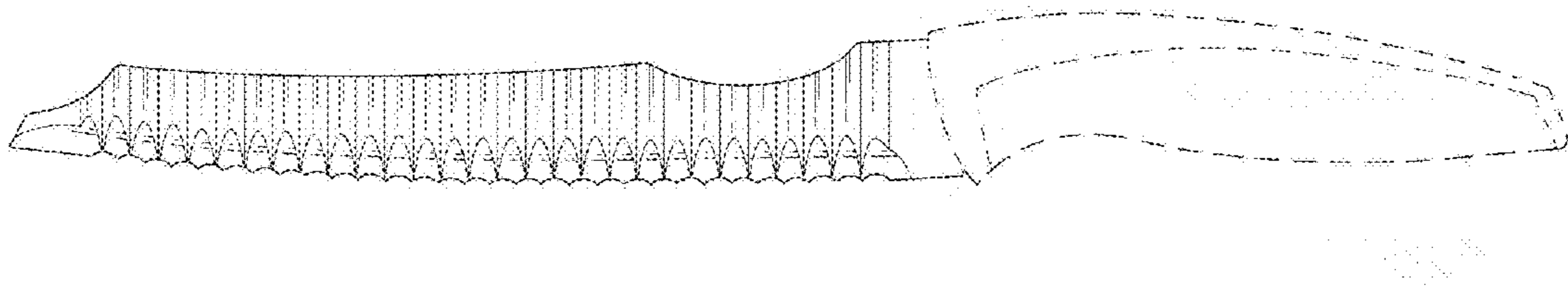


Fig. 1



Fig. 2

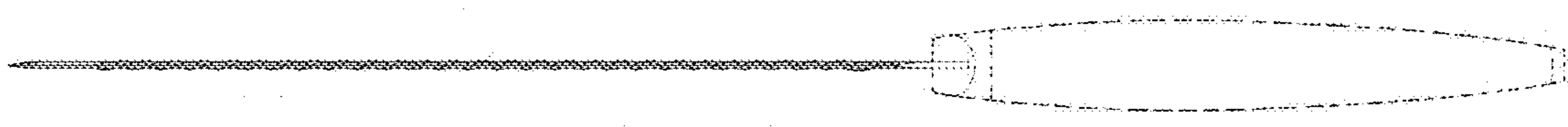


Fig. 3




Fig. 4



Fig. 5

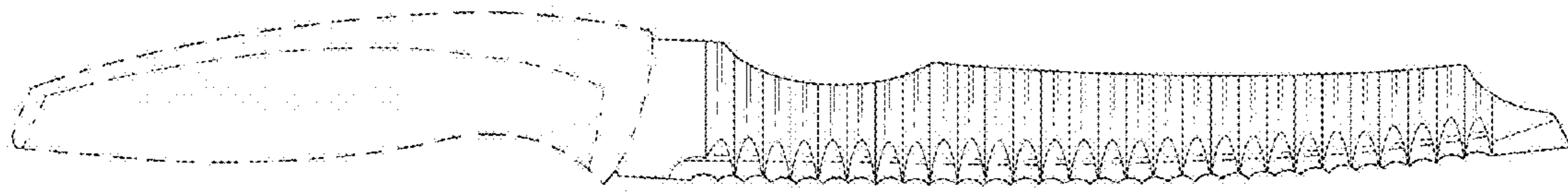


Fig. 6