

US00D766672S

(12) **United States Design Patent** (10) **Patent No.:** **US D766,672 S**
Mishan (45) **Date of Patent:** **** Sep. 20, 2016**

(54) **LARGE KNIFE**
(71) Applicant: **E. MISHAN & SONS, INC.**, New York, NY (US)
(72) Inventor: **Edward I. Mishan**, New York, NY (US)
(73) Assignee: **E. Mishan & Sons, Inc.**, New York, NY (US)
(**) Term: **15 Years**
(21) Appl. No.: **29/546,814**
(22) Filed: **Nov. 25, 2015**
(51) **LOC (10) Cl.** **07-03**
(52) **U.S. Cl.**
USPC **D7/649; D7/650**
(58) **Field of Classification Search**
USPC D7/393-395, 401.2, 642-652, 693, D7/695-696; D8/93, 97-100, 107, 300, D8/321; D22/117-118
CPC A01B 1/20; A01B 1/22; A22C 25/006; A47G 21/06; A47G 21/065; A61B 17/3211; A61B 17/3213; B21D 53/64; B23D 51/01; B23D 61/121; B25G 3/36; B26B 1/00; B26B 1/08; B26B 1/10; B26B 3/00; B26B 3/02; B26B 3/03; B26B 3/04; B26B 3/06; B26B 5/00; B26B 5/001; B26B 5/007; B26B 7/00; B26B 7/005; B26B 9/00; B26B 9/02; B26B 11/00; B26B 11/006; B26B 17/00; B26B 17/006; B26B 29/02; B26F 1/44
See application file for complete search history.

D125,774 S * 3/1941 Madan D7/650
2,279,833 A * 4/1942 Madan B26B 9/00 30/343
2,315,898 A * 4/1943 Krilow B26B 9/02 30/345
2,803,876 A * 8/1957 Nelson B26B 9/00 30/115
3,203,295 A * 8/1965 Sauer B26F 1/44 30/355
D248,166 S 6/1978 Kanai
D248,167 S 6/1978 Kanai
D269,244 S 6/1983 Becher et al.
D302,092 S * 7/1989 Cohen D7/650
D315,660 S * 3/1991 Hahn D7/650
D324,326 S 3/1992 Lu
5,241,883 A 9/1993 Coppier
D372,648 S * 8/1996 Cohen D7/650
D403,559 S * 1/1999 Terenzio D7/650
D468,973 S 1/2003 Sun
D545,637 S 7/2007 Curtin
D554,949 S 11/2007 Hood
D581,732 S 12/2008 Epstein
D626,794 S * 11/2010 Hollinger D7/649
D626,795 S 11/2010 Hollinger
D694,072 S 11/2013 Qin
D710,657 S 8/2014 Chen
D710,658 S 8/2014 Chen
D714,102 S 9/2014 Chen
D714,104 S * 9/2014 Cotter D7/401.2

* cited by examiner

Primary Examiner — Ricky Pham
(74) Attorney, Agent, or Firm — Notaro, Michalos & Zaccaria P.C.

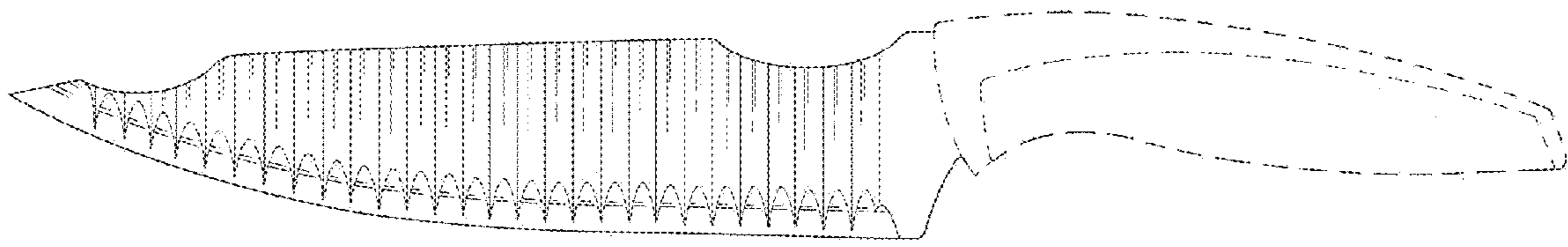
(57) **CLAIM**
The ornamental design for a large knife, as shown and described.

DESCRIPTION

FIG. 1 is a left side elevational view of a large knife showing my design therefor;
FIG. 2 is a top plan view thereof;
FIG. 3 is a bottom plan view thereof;
FIG. 4 is a front view thereof;
FIG. 5 is a back view thereof; and,
FIG. 6 is a right side elevational view thereof.
The handle shown in broken lines forms no part of the design.

1 Claim, 5 Drawing Sheets

(56) **References Cited**
U.S. PATENT DOCUMENTS
397,692 A 2/1889 Clark
437,325 A 9/1890 Barclay
486,426 A * 11/1892 Brooks B26B 9/00 30/348
495,110 A * 4/1893 Hayes et al. B26B 9/02 30/355



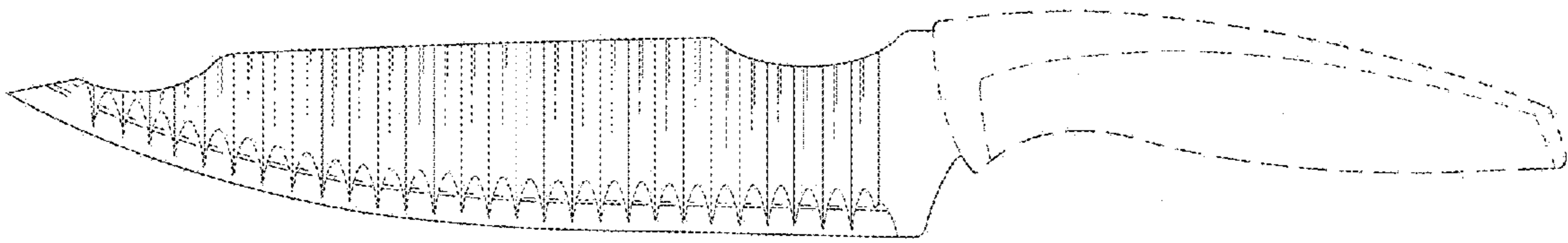


Fig. 1




Fig. 2

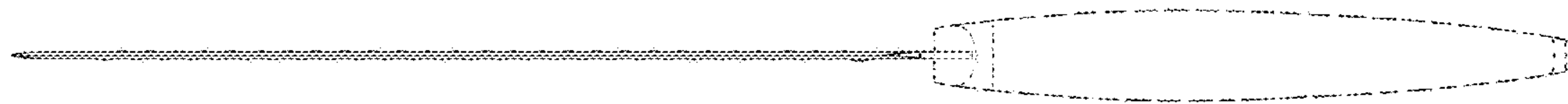


Fig. 3

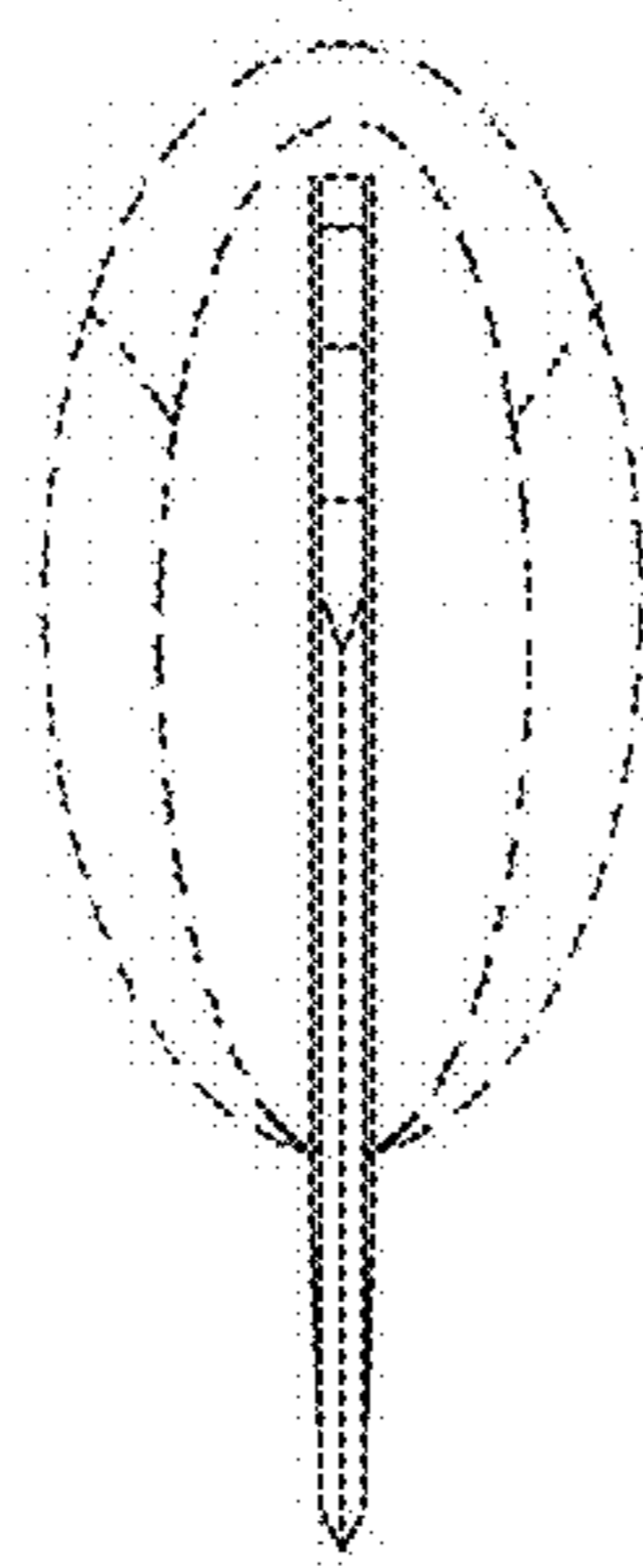


Fig. 4

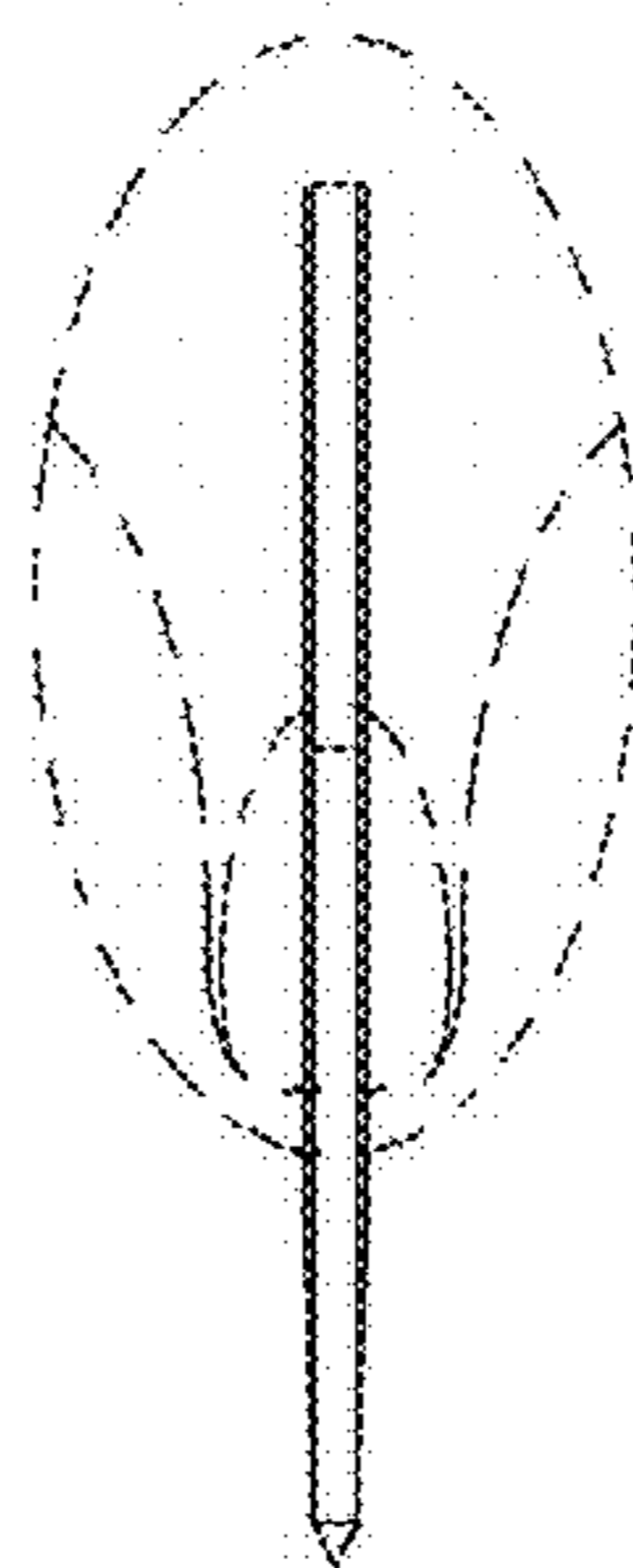


Fig. 5

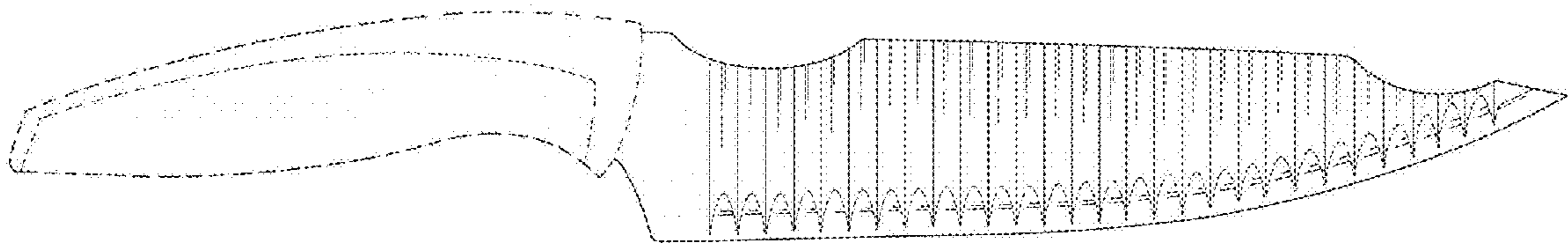


Fig. 6