

US00D766659S

(12) **United States Design Patent**
Laurain

(10) **Patent No.:** **US D766,659 S**

(45) **Date of Patent:** **** Sep. 20, 2016**

(54) **TABLEWARE MAT WITH PAW SHAPED RECEPTACLE**

(71) Applicant: **Lindsey Laurain**, Parker, CO (US)

(72) Inventor: **Lindsey Laurain**, Parker, CO (US)

(**) Term: **15 Years**

(21) Appl. No.: **29/534,426**

(22) Filed: **Jul. 28, 2015**

(51) **LOC (10) Cl.** **07-01**

(52) **U.S. Cl.**
USPC **D7/506**; D7/544; D7/553.4; D7/551.1;
D7/551.3; D7/556; D30/130

(58) **Field of Classification Search**
USPC D7/573, 555, 544, 556, 553.4, 553.8,
D7/553.5, 699, 506, 551.1, 551.3;
D30/130; 206/505; D6/406.3;
220/23.86
CPC A47G 23/03; A47G 27/025; B65D 21/00
See application file for complete search history.

(56) **References Cited**

U.S. PATENT DOCUMENTS

- 204,740 A * 6/1878 Johnson B43L 1/06
15/209.1
- 1,583,547 A * 5/1926 Greenberg A47G 23/03
160/230
- D152,312 S * 1/1949 Zeisel D7/555
- D162,013 S * 2/1951 Day D7/555
- D167,735 S * 9/1952 Ashway D7/556

- D187,735 S * 4/1960 Kopka D12/212
- D209,849 S * 1/1968 Farril D32/57
- D226,830 S * 5/1973 Bridges D7/553.5
- D229,073 S * 11/1973 Brickel 119/61.5
- D229,601 S * 12/1973 Bridges D7/553.5
- D241,106 S * 8/1976 Krieger et al. D7/551.1
- D242,515 S * 11/1976 Shumrak et al. D7/553.5
- D259,669 S * 6/1981 Peterson D30/130
- D284,154 S * 6/1986 Blake D7/524
- D309,684 S * 8/1990 Kohler D12/133
- D473,939 S * 4/2003 Hantke D24/124
- D516,382 S * 3/2006 King D7/553.8
- 7,172,072 B2 * 2/2007 Schiltz B65D 1/36
206/457
- D541,488 S * 4/2007 Marsh D30/130
- D562,078 S * 2/2008 Herssein D7/500
- D664,405 S * 7/2012 Chen D7/698
- D722,407 S * 2/2015 Roslonski D30/130
- D745,327 S * 12/2015 Laurain D6/614

* cited by examiner

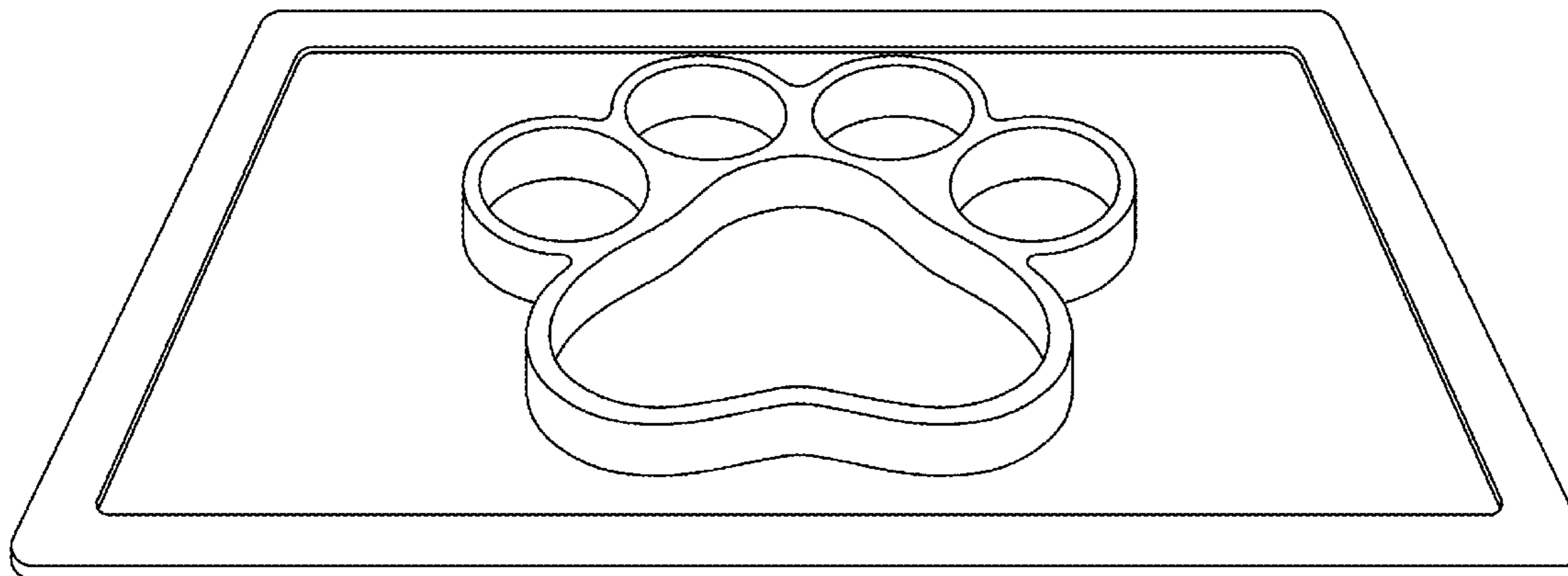
Primary Examiner — Marianne Pandozzi
(74) *Attorney, Agent, or Firm* — Williams Intellectual Property; Benjamin F. Williams

(57) **CLAIM**
The ornamental design for a tableware mat with paw shaped receptacle, as shown and described.

DESCRIPTION

FIG. 1 is a perspective view of a tableware mat with paw shaped receptacle; and,
FIG. 2 is a top view of the tableware mat with paw shaped receptacle.

1 Claim, 2 Drawing Sheets



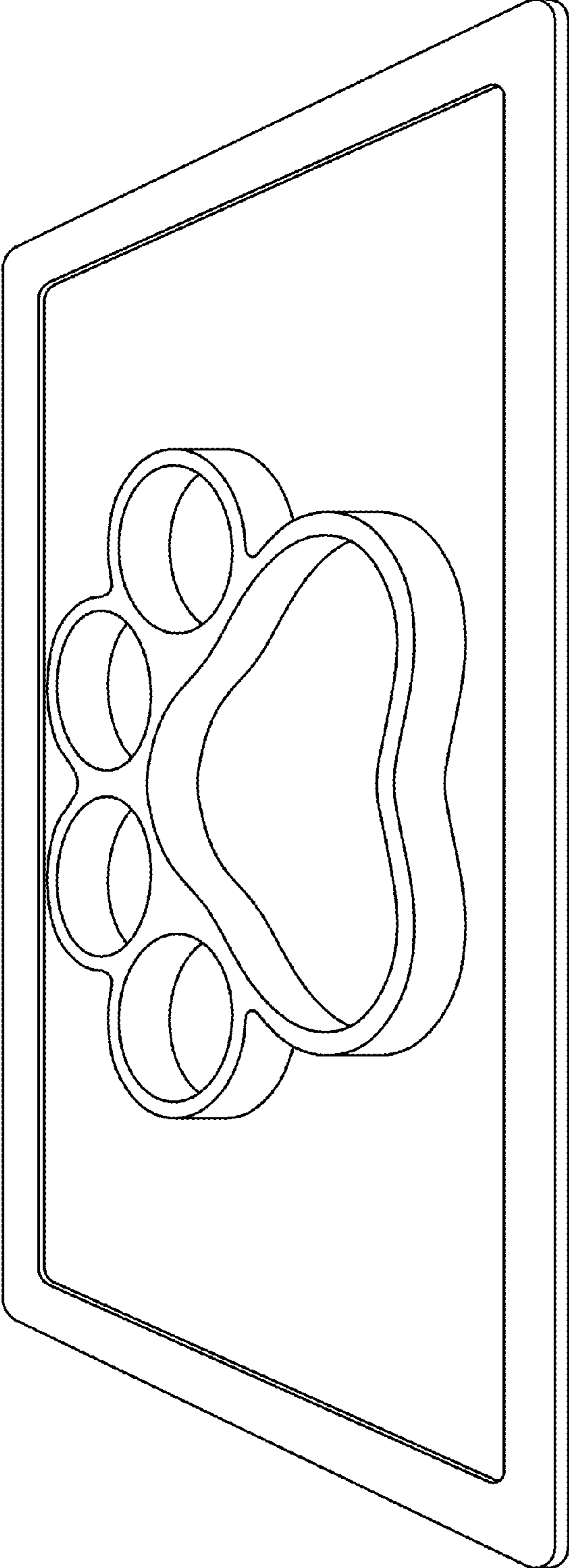


Fig. 1




Fig. 2