

US00D766634S

(12) **United States Design Patent**
Nilsson et al.

(10) **Patent No.:** **US D766,634 S**

(45) **Date of Patent:** **** Sep. 20, 2016**

(54) **SOLID DRAWER AND DRAWER FRAME**

(71) Applicant: **Elfa International AB**, Västervik (SE)

(72) Inventors: **Peter Nilsson**, Västervik (SE); **Sharon Tindell**, Dallas, TX (US)

(73) Assignee: **Elfa International AB**, Västervik (SE)

(**) Term: **15 Years**

(21) Appl. No.: **29/529,449**

(22) Filed: **Jun. 8, 2015**

(51) **LOC (10) Cl.** **06-06**

(52) **U.S. Cl.**
USPC **D6/705**

(58) **Field of Classification Search**
USPC D6/396-397, 436, 411, 449, 455-469,
D6/675, 675.1, 705, 705.1; 108/59, 91, 92,
108/93-94; 211/13.1, 85.1, 85.2, 85.4, 70,
211/78, 107, 131.1, 133.2, 163, 164, 181.1,
211/182

CPC A47B 46/005; A47B 57/10; A47B 46/00
See application file for complete search history.

(56) **References Cited**

U.S. PATENT DOCUMENTS

3,087,771 A	4/1963	Pari	
3,379,339 A *	4/1968	Asenbauer	B65D 21/046 206/506
3,484,035 A	12/1969	Swett et al.	
3,527,359 A *	9/1970	Ambertson	A47B 31/00 211/187
D246,872 S *	1/1978	White	D3/304
D248,280 S *	6/1978	Martin	D3/304
D258,721 S *	3/1981	Steeg	D3/307
4,795,041 A	1/1989	Remmers	
D322,875 S *	12/1991	Kelley	D34/19
D370,346 S *	6/1996	Zimmerman	D3/314
D372,123 S *	7/1996	Kobilarcik	D3/312
D375,836 S *	11/1996	Conti	D3/304

D398,151 S *	9/1998	Ahern, Jr.	D3/304
D419,302 S	1/2000	Hardy et al.	
D420,219 S *	2/2000	Elvin-Jensen	D3/304
D420,799 S *	2/2000	Douglas	D3/304
D421,183 S *	2/2000	Koskinen	D3/304
D431,907 S	10/2000	Andujar et al.	
D449,074 S	10/2001	Andujar	
D450,481 S	11/2001	Post	

(Continued)

FOREIGN PATENT DOCUMENTS

EP	0 176 904 A2	4/1986
GB	948898 A	11/1962
WO	2010/121295 A1	10/2010

Primary Examiner — Kelley Donnelly

(74) *Attorney, Agent, or Firm* — Thompson & Knight LLP;
James J. Murphy; Max Ciccarelli

(57) **CLAIM**

The ornamental design for a solid drawer and drawer frame, as shown and described.

DESCRIPTION

FIG. 1 is a perspective view of a set of solid drawers and the associated drawer frames in an exemplary system shown in broken lines;

FIG. 2 is a perspective view of a selected solid drawer and associated drawer frame shown in FIG. 1;

FIG. 3 is an elevational view of the front of the solid drawer and drawer frame of FIG. 2;

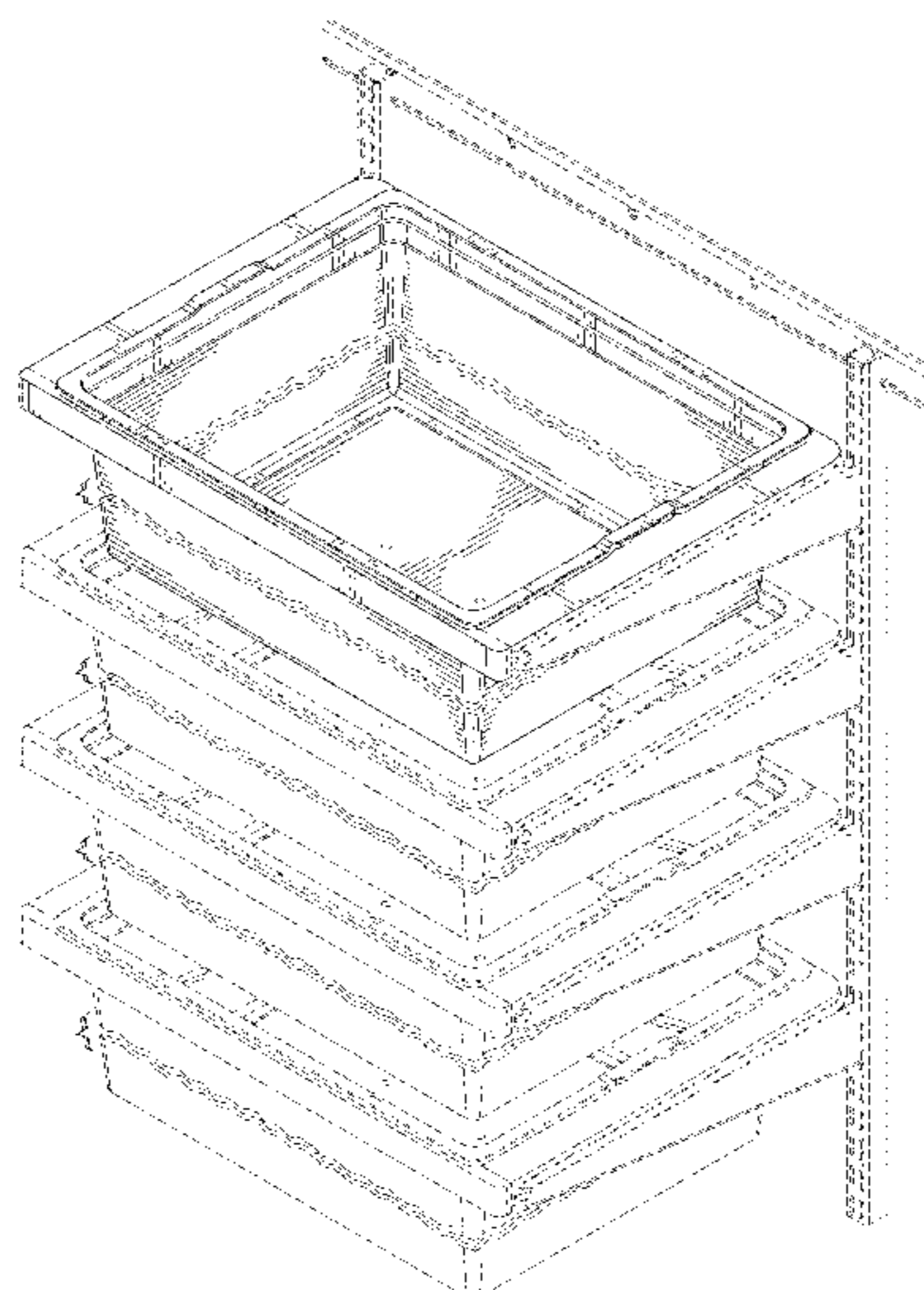
FIG. 4 is an elevational view of a first side of the solid drawer and drawer frame of FIG. 2;

FIG. 5 is an elevational view of a second side of the solid drawer and drawer frame of FIG. 2; and,

FIG. 6 is a top plan view of the solid drawer and drawer frame of FIG. 2.

The broken lines showing is included for the purpose of illustrating environment and forms no part of the claimed design.

1 Claim, 6 Drawing Sheets



(56)

References Cited

U.S. PATENT DOCUMENTS

D451,675 S	12/2001	Hardy et al.	D584,055 S	1/2009	Hardy et al.	
D453,027 S	1/2002	Andujar	D627,562 S *	11/2010	Osiecki	D3/304
D476,155 S	6/2003	Post et al.	D632,080 S	2/2011	Hardy et al.	
D481,233 S	10/2003	Post et al.	D639,561 S	6/2011	Hardy et al.	
D486,981 S	2/2004	Post et al.	D643,628 S *	8/2011	Monarch	D3/302
D488,334 S	4/2004	Post et al.	D653,063 S	1/2012	Post et al.	
6,718,635 B2	4/2004	Cheng et al.	D654,690 S *	2/2012	Sofy	D3/309
D498,375 S	11/2004	Post et al.	D657,591 S *	4/2012	Sanchez	D6/675.1
D501,105 S	1/2005	Post et al.	D681,334 S *	5/2013	Goodell	D3/312
D503,059 S	3/2005	Post et al.	D685,994 S *	7/2013	Chen	D3/311
D513,874 S	1/2006	Hardy et al.	D730,957 S *	6/2015	You	D15/91
D516,347 S	3/2006	Post et al.	D739,691 S *	9/2015	de Groote	D7/698
D516,814 S	3/2006	Post et al.	D745,298 S *	12/2015	Workman	D6/705
D528,300 S	9/2006	Hardy et al.	D748,916 S *	2/2016	Nilsson	D3/302
D530,517 S	10/2006	Hardy et al.	2003/0102315 A1	6/2003	Cheng et al.	
D540,039 S *	4/2007	van Beuningen	2005/0077299 A1	4/2005	Cheng et al.	
D549,454 S *	8/2007	Åhman	2007/0069542 A1 *	3/2007	Steiger	B60P 3/14 296/24.44
7,270,245 B2	9/2007	Cheng et al.	2007/0145865 A1 *	6/2007	Richter	A47B 47/025 312/111
D554,896 S	11/2007	Post	2007/0187277 A1	8/2007	Furlong	
D565,334 S	4/2008	Post et al.	2012/0168433 A1	7/2012	Cheng et al.	
D567,553 S	4/2008	Post et al.	2013/0063012 A1 *	3/2013	Lu	B62B 3/005 312/334.7
D582,161 S	12/2008	Hardy et al.	2014/0042113 A1	2/2014	Cheng et al.	

* cited by examiner

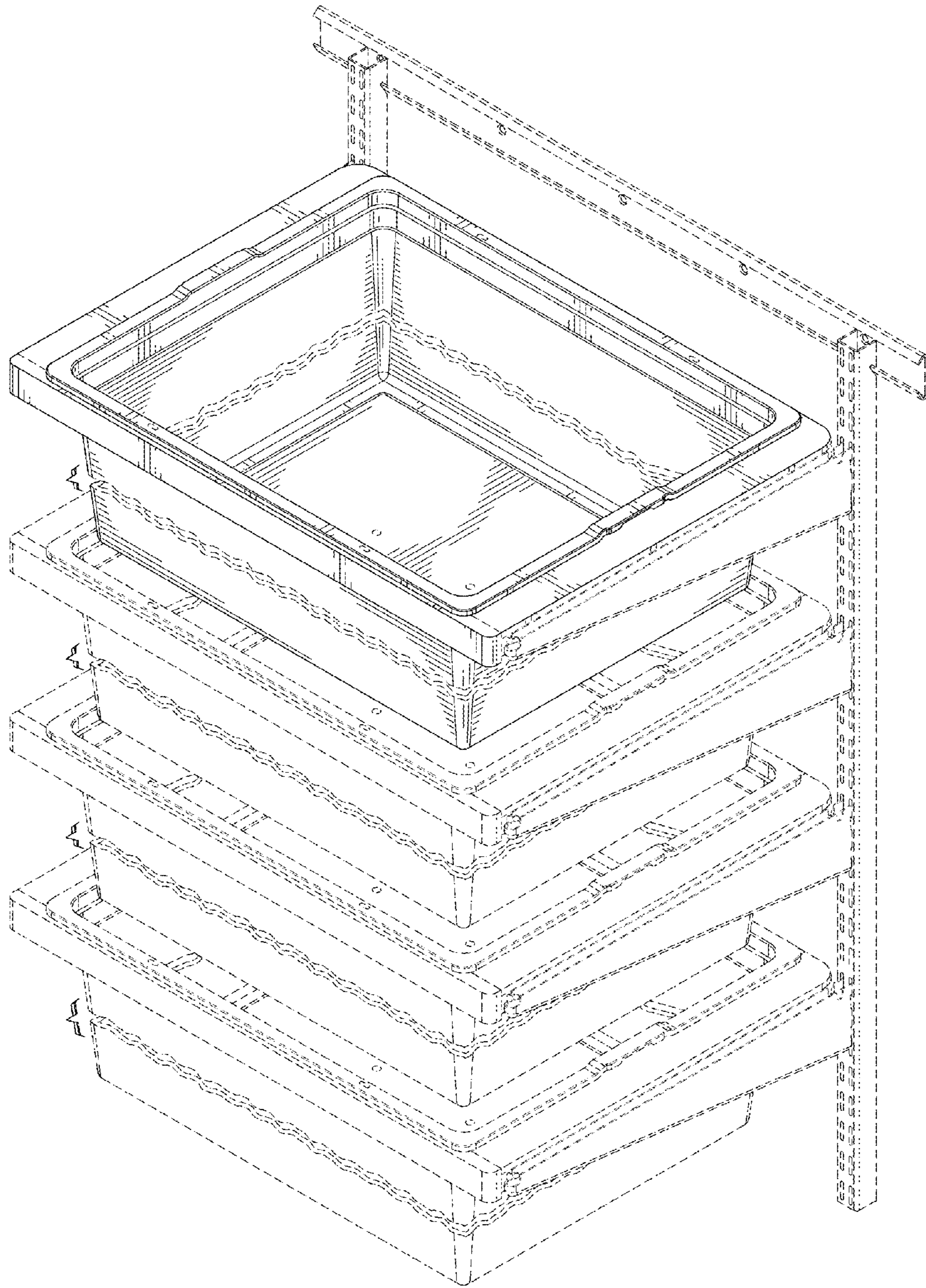


FIG. 1

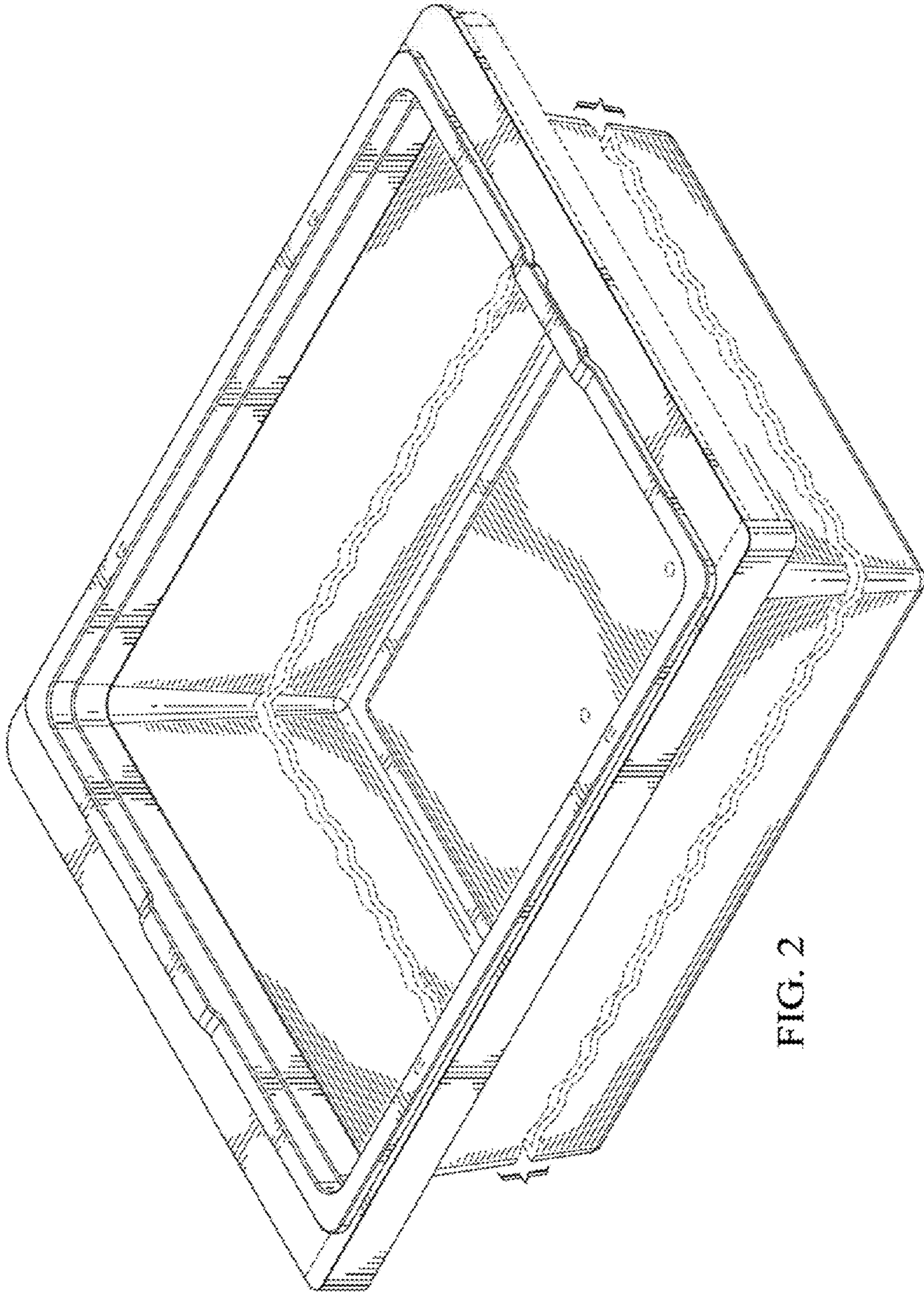


FIG. 2




FIG. 3

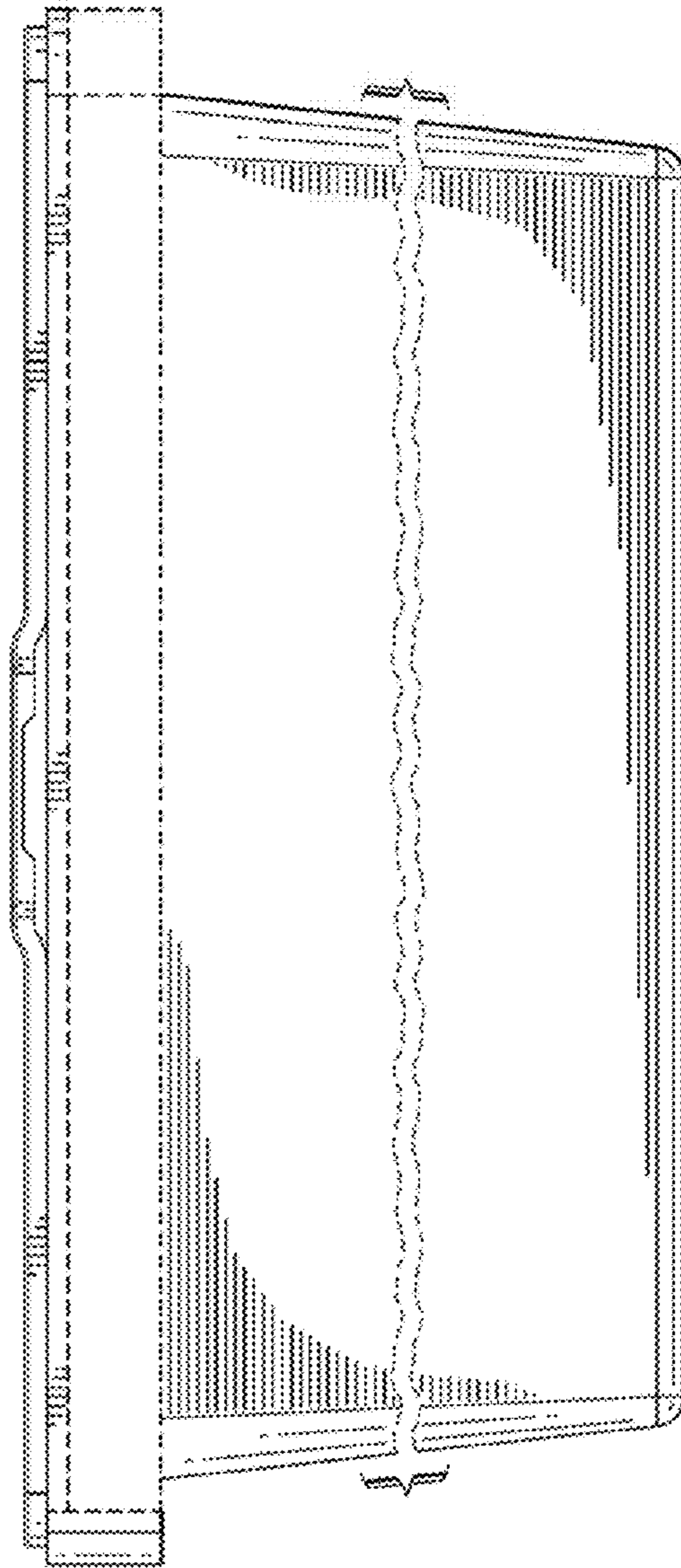


FIG. 4

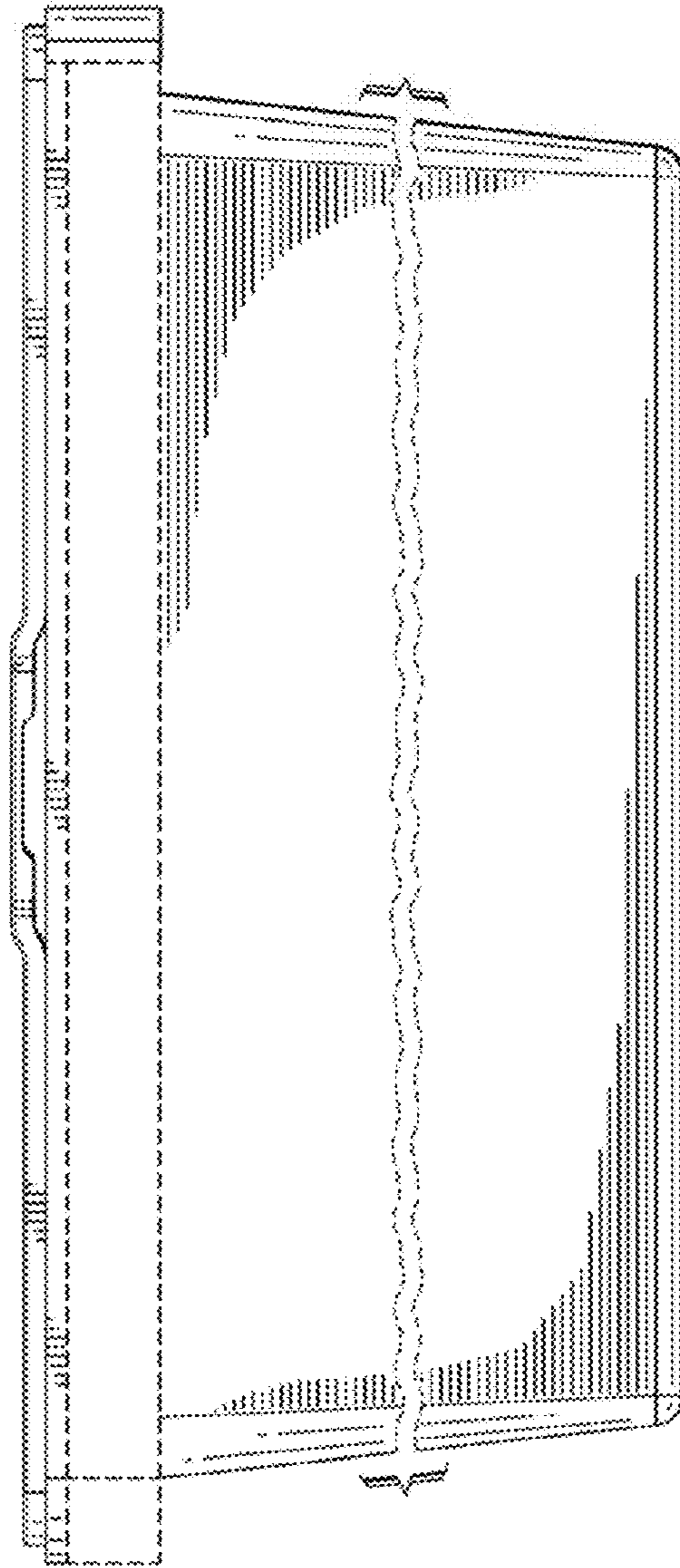


FIG. 5

FIG. 6

