



US00D76627S

(12) **United States Design Patent**  
**Wheedleton**

(10) **Patent No.:** **US D766,627 S**

(45) **Date of Patent:** **\*\* Sep. 20, 2016**

- (54) **COLLECTIBLE DISPLAY STAND**
- (71) Applicant: **Bradley Lewis Wheedleton**, Ashburn, VA (US)
- (72) Inventor: **Bradley Lewis Wheedleton**, Ashburn, VA (US)
- (\*\*) Term: **15 Years**
- (21) Appl. No.: **29/505,333**
- (22) Filed: **Sep. 17, 2015**
- (51) **LOC (10) Cl.** ..... **06-06**
- (52) **U.S. Cl.**  
USPC ..... **D6/683**
- (58) **Field of Classification Search**  
USPC ..... D6/672, 673, 675, 678, 680.2, 682, D6/682.1, 683; D9/418, 432; D3/304, 315  
CPC ..... A47F 3/00; A47F 3/08; A47F 3/004; A47F 7/0057; A47F 2007/0092  
See application file for complete search history.

D550,554 S *	9/2007	Ledbetter	.....	D9/418
D556,566 S *	12/2007	Steele, IV	.....	D9/418
D605,035 S *	12/2009	Altonen	.....	D9/432
D610,304 S *	2/2010	Hong	.....	D28/9
D658,882 S *	5/2012	Cullen	.....	D3/313
D689,718 S *	9/2013	Puckett	.....	D6/683
D702,065 S *	4/2014	Moore	.....	D6/682.4
D731,308 S *	6/2015	Tussy	.....	D9/432

\* cited by examiner

*Primary Examiner* — Kelley Donnelly

(57) **CLAIM**

The ornamental design for a collectible display stand, as substantially shown and described.

**DESCRIPTION**

The present design application may be deemed related to design application Ser. No. 29/474,906 and Ser. No. 29/505,088.

FIG. 1 is a perspective view of the collectible display stand design;

FIG. 2 is a front view of the collectible display stand design.

FIG. 3 is a right side view of the collectible display stand design;

FIG. 4 is a left side view of the collectible display stand design;

FIG. 5 is a top view of the collectible display stand design;

FIG. 6 is a bottom view of the collectible display stand design;

FIG. 7 is a rear view of the collectible display stand design; and,

FIG. 8 is another perspective view of the collectible display stand design.

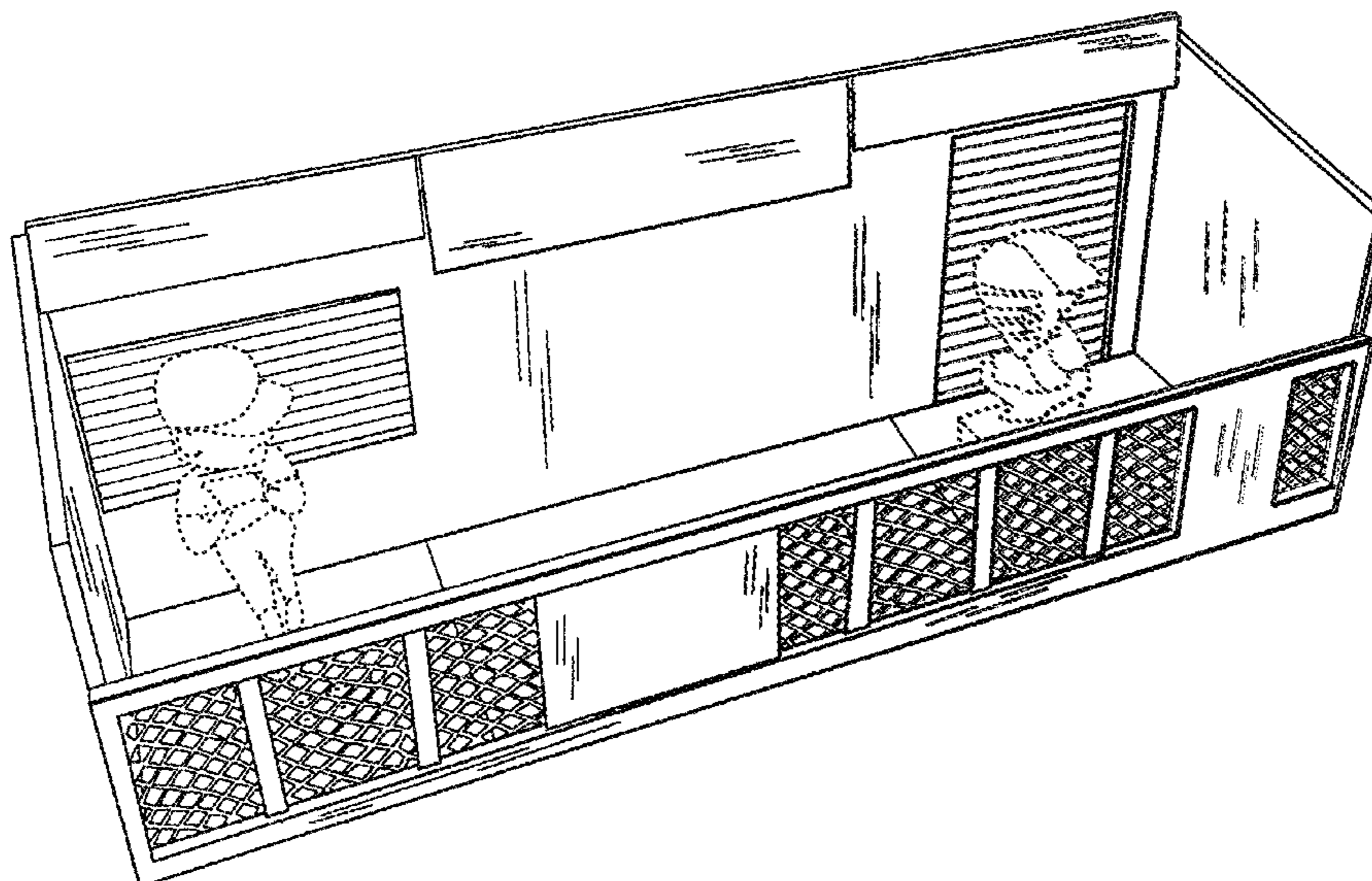
The broken lines showing are included for the purpose of illustrating environment of the article and forms no part of the claimed design.

(56) **References Cited**

U.S. PATENT DOCUMENTS

D129,825 S *	10/1941	Simon	.....	D6/683.1
D154,025 S *	6/1949	Crull	.....	D6/661.2
3,141,555 A *	7/1964	Funke	.....	A47F 5/116 211/135
3,608,705 A *	9/1971	Moshel	.....	B65D 5/12 206/461
D229,394 S *	11/1973	de Givenchy	.....	D9/739
D279,442 S *	7/1985	Silver	.....	D6/683.1
5,100,052 A *	3/1992	Vajtay	.....	B65D 5/14 229/125.17
D325,307 S *	4/1992	Cojan	.....	D6/661.3
D426,092 S *	6/2000	Neustadt	.....	D6/683.1
D536,964 S *	2/2007	Smith	.....	D9/430

**1 Claim, 8 Drawing Sheets**



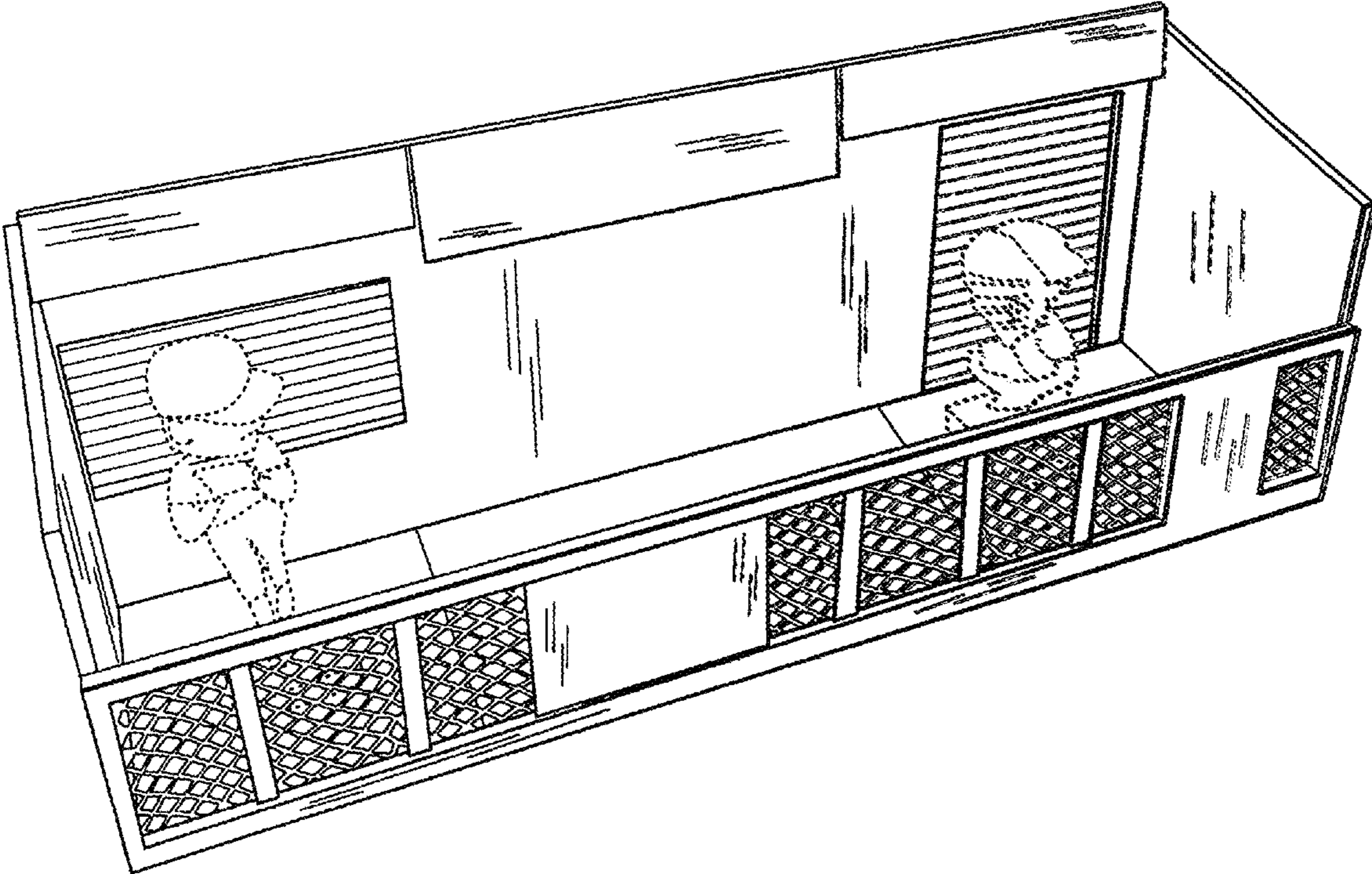


FIG. 1

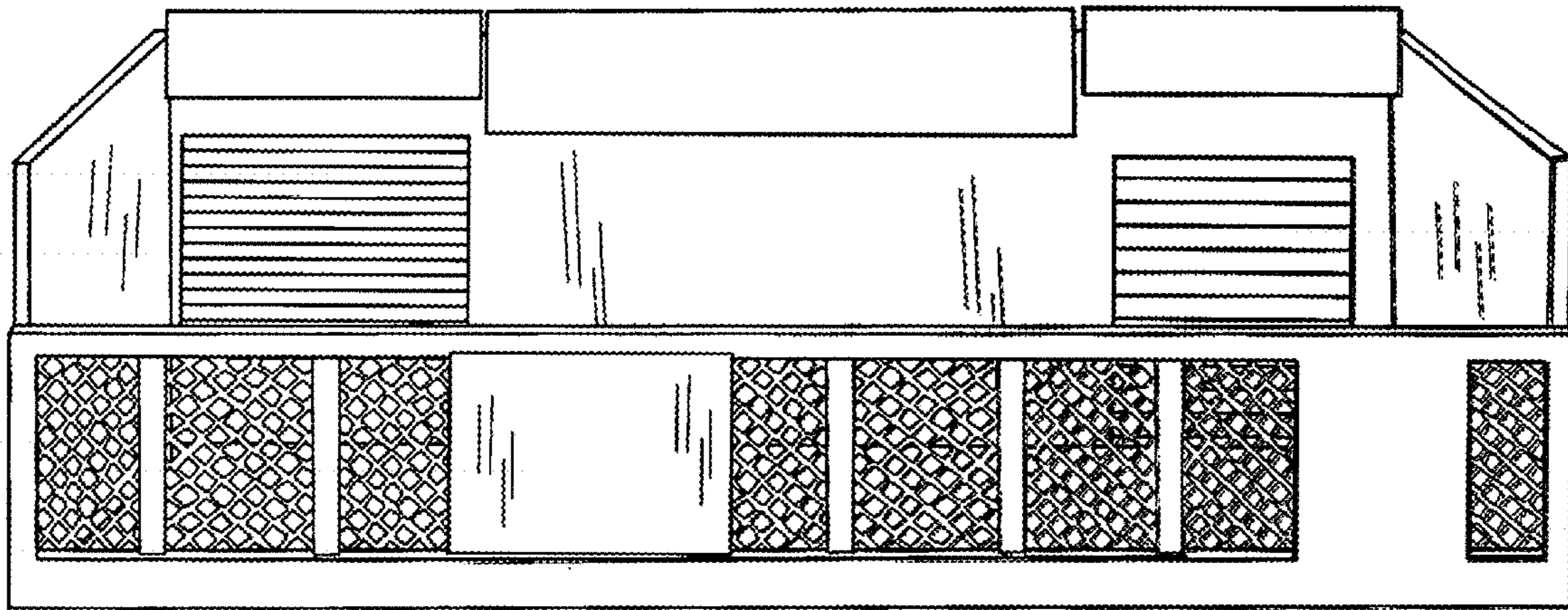


FIG. 2

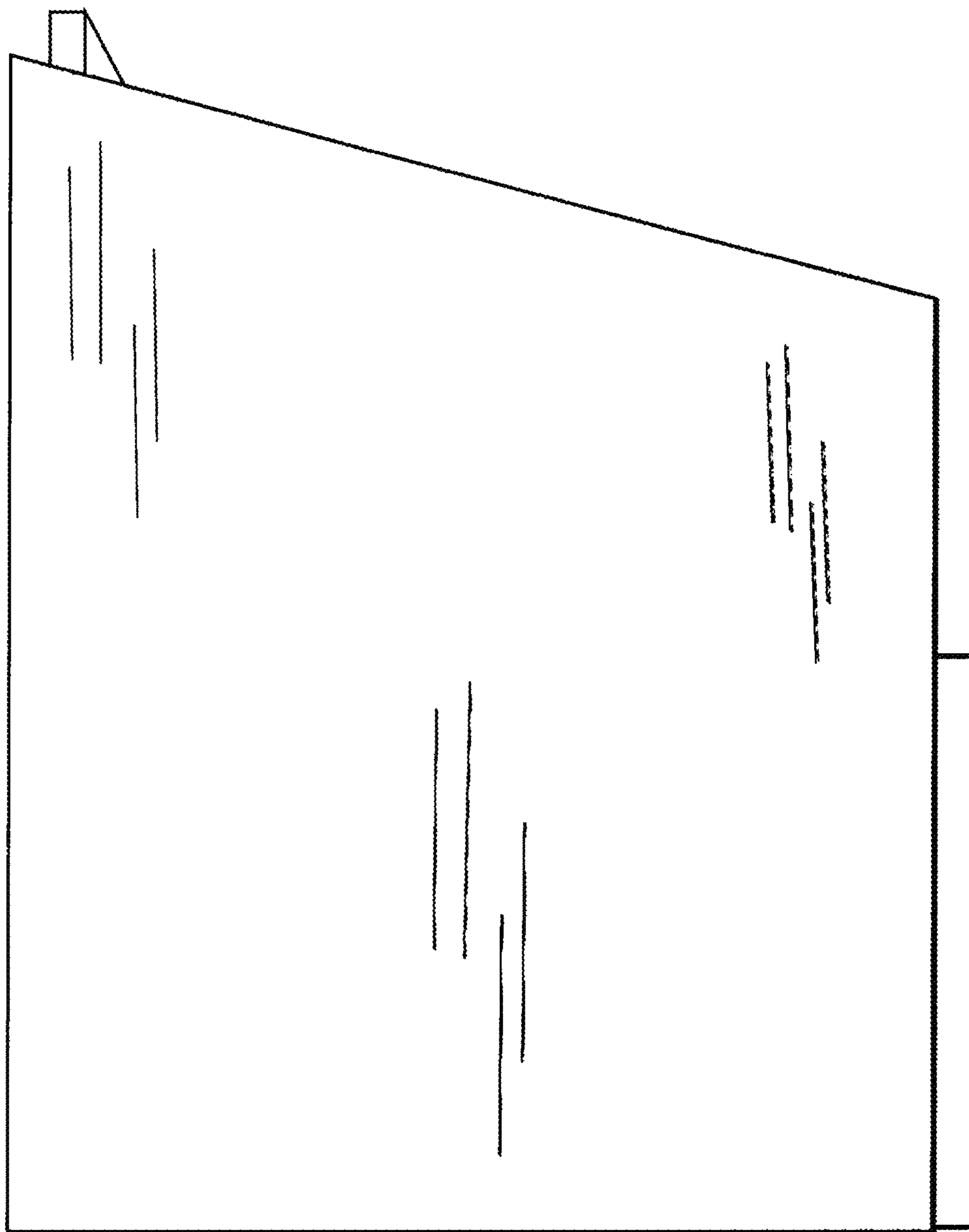


FIG. 3

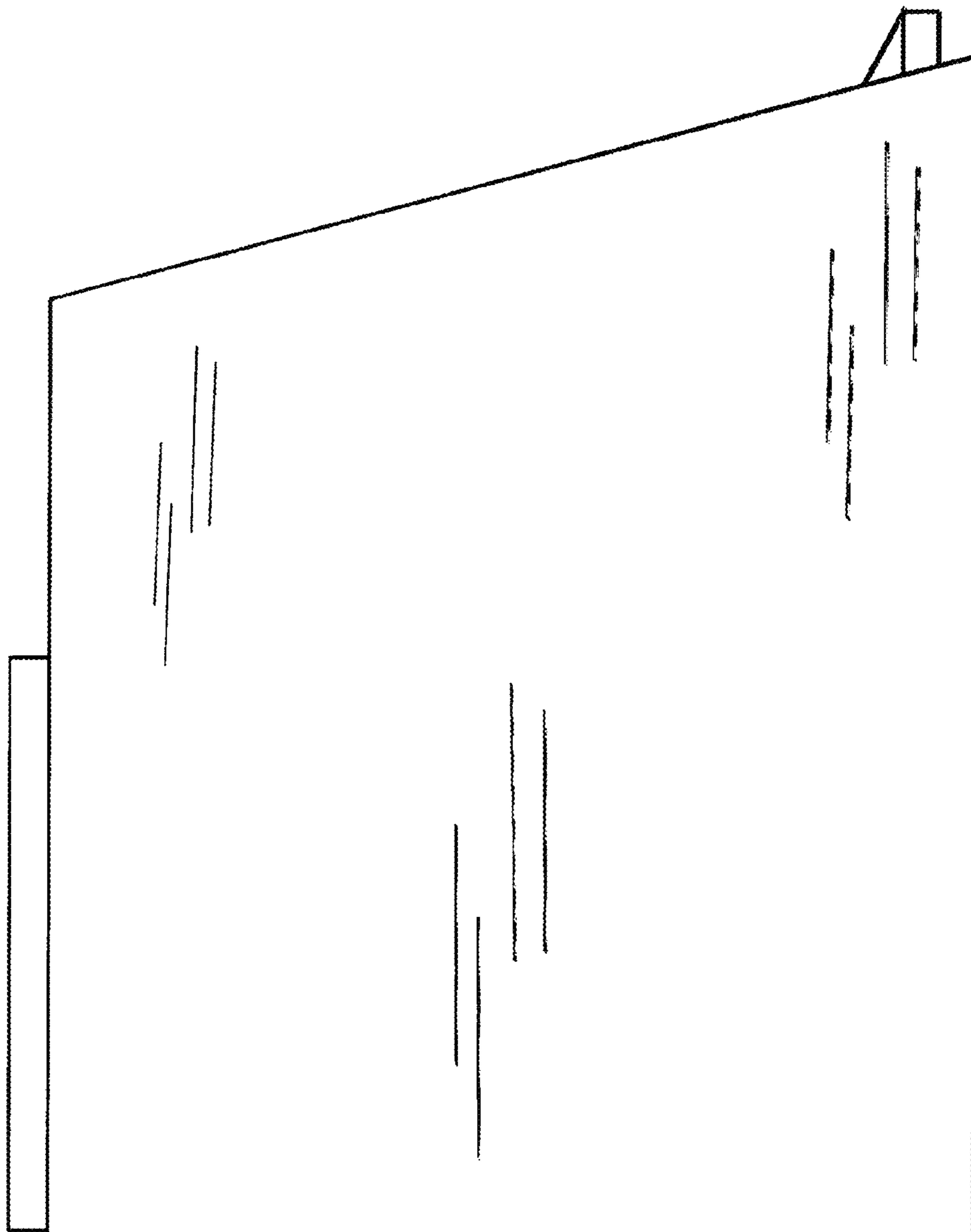


FIG. 4

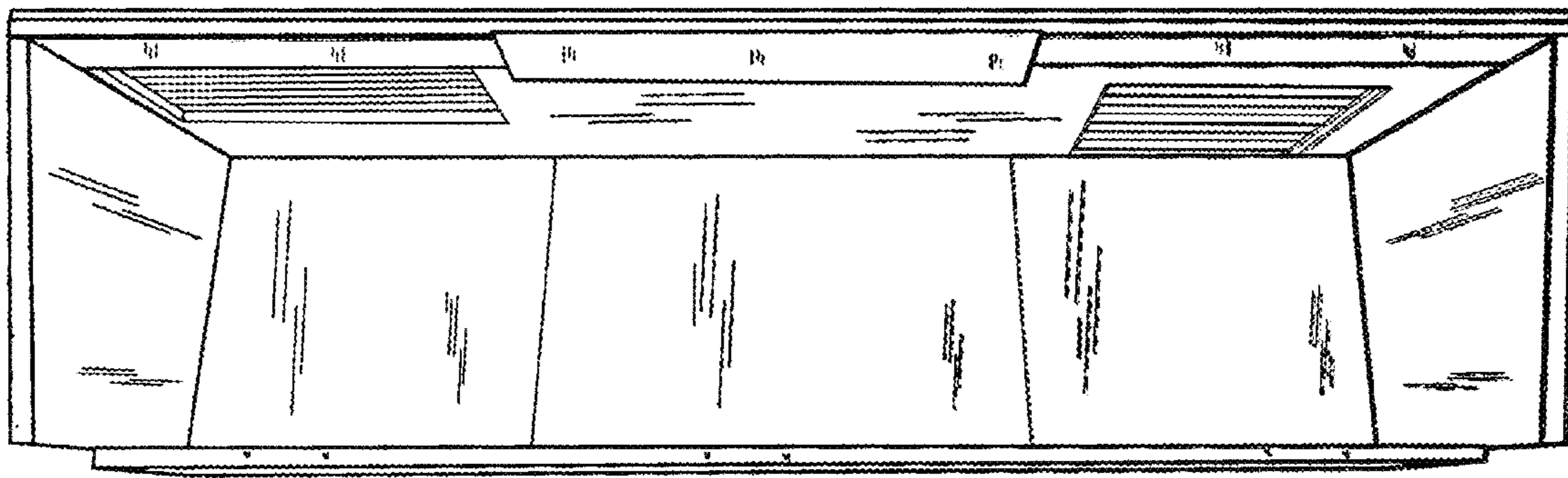


FIG. 5




FIG. 6




FIG. 7



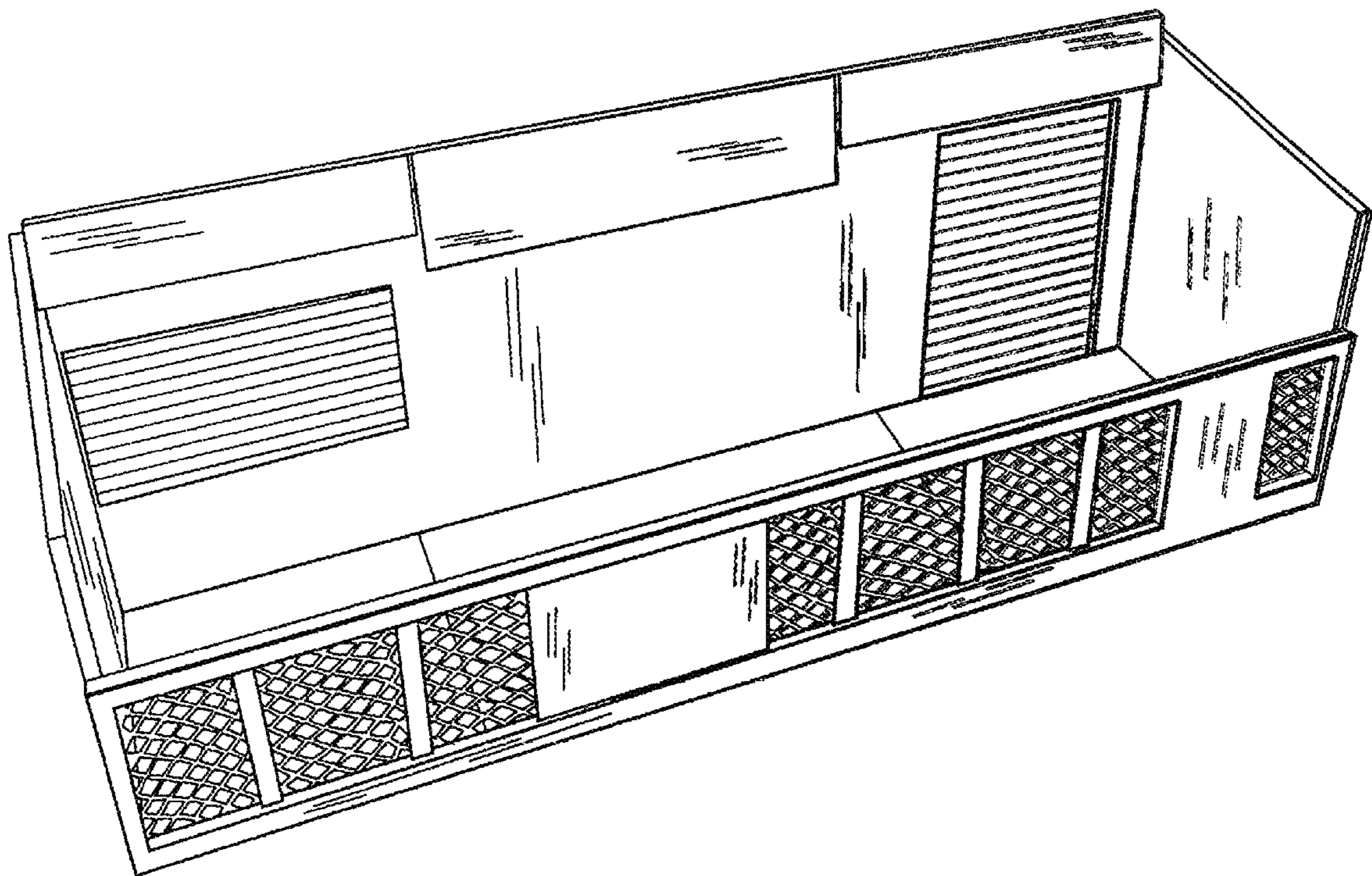


FIG. 8