



US00D766619S

(12) **United States Design Patent** (10) **Patent No.:** **US D766,619 S**
Chiang (45) **Date of Patent:** **** Sep. 20, 2016**

(54) **JEWELRY HOLDER**
(71) Applicant: **MyGift Enterprise, LLC**, Redmond, WA (US)
(72) Inventor: **Cliff Chiang**, Redmond, WA (US)
(**) Term: **15 Years**
(21) Appl. No.: **29/526,811**
(22) Filed: **May 13, 2015**
(51) **LOC (10) Cl.** **06-04**
(52) **U.S. Cl.**
USPC **D6/569**
(58) **Field of Classification Search**
USPC D6/553, 567, 569-572; D8/345, 363, D8/367, 371-373, 380; 206/349; 211/13.1, 211/86.01, 87.01, 309.1
CPC A44C 25/00; A44C 17/043; A45C 2013/1015; F16B 45/02; F16B 45/06
See application file for complete search history.

D401,843 S * 12/1998 Goodman D8/372
D419,428 S * 1/2000 Goodman D6/566
D575,973 S * 9/2008 Goodman D6/566
D702,539 S * 4/2014 Goodman D8/370
D707,538 S * 6/2014 Goodman D8/372
D744,598 S * 12/2015 Hollywood D21/484

* cited by examiner

Primary Examiner — Wan Laymon
Assistant Examiner — Mark Booker
(74) *Attorney, Agent, or Firm* — Marisa C Whitaker; Dean A Craine


(56) **References Cited**
U.S. PATENT DOCUMENTS
D304,793 S * 11/1989 Burke D6/569
D398,789 S * 9/1998 Warshawsky D6/682.6

(57) **CLAIM**
The ornamental design for the jewelry holder, as shown and described.

DESCRIPTION

FIG. 1 is a perspective view of the jewelry holder.
FIG. 2 is a front elevational view of the invention
FIG. 3 is a top plan view of the invention.
FIG. 4 is a bottom plan view of the invention; and,
FIG. 5 is a right side elevational view of the invention.

1 Claim, 3 Drawing Sheets






Fig. 1

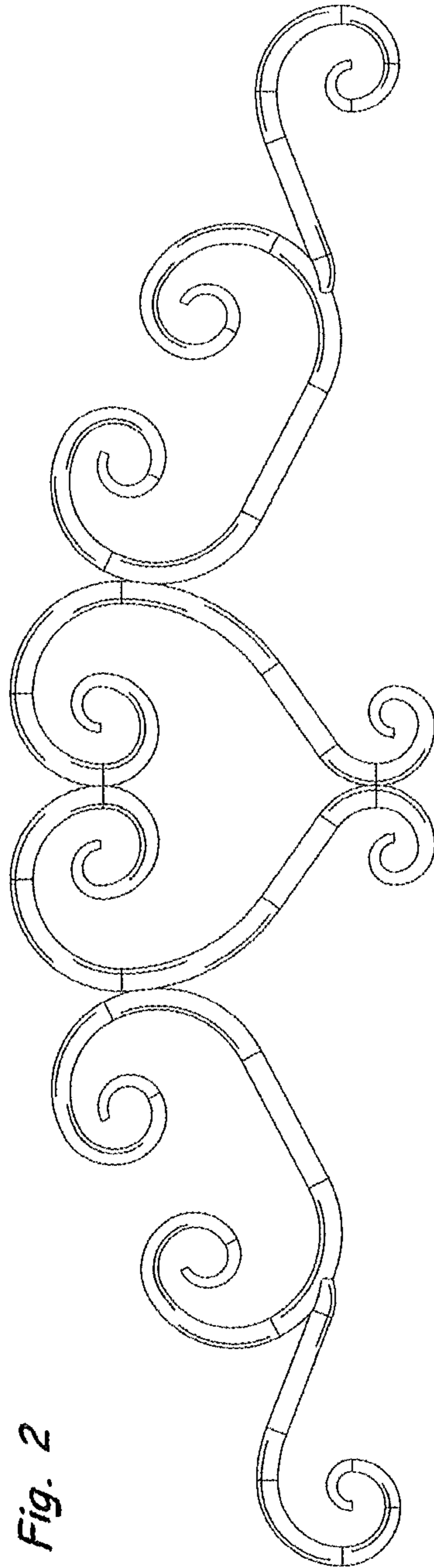


Fig. 2

Fig. 3



Fig. 4



Fig. 5

