



US00D766618S

(12) **United States Design Patent** (10) **Patent No.:** **US D766,618 S**
Chiang (45) **Date of Patent:** **** Sep. 20, 2016**

- (54) **JEWELRY HOLDER**
- (71) Applicant: **MyGift Enterprise, LLC**, Redmond, WA (US)
- (72) Inventor: **Cliff Chiang**, Redmond, WA (US)
- (**) Term: **15 Years**
- (21) Appl. No.: **29/526,796**
- (22) Filed: **May 13, 2015**
- (51) **LOC (10) Cl.** **06-04**
- (52) **U.S. Cl.**
USPC **D6/569**
- (58) **Field of Classification Search**
USPC D6/553, 567, 569-572; D8/345, 363, D8/367, 371-373, 380; 206/349; 211/13.1, 211/86.01, 87.01, 309.1
CPC A44C 25/00; A44C 17/043; A45C 2013/1015; F16B 45/02; F16B 45/06
See application file for complete search history.

D401,843 S *	12/1998	Goodman	D8/372
D419,428 S *	1/2000	Goodman	D6/566
D575,973 S *	9/2008	Goodman	D6/566
D702,539 S *	4/2014	Goodman	D8/370
D707,538 S *	6/2014	Goodman	D8/372
D744,598 S *	12/2015	Hollywood	D21/484

* cited by examiner

Primary Examiner — Wan Laymon

Assistant Examiner — Mark Booker

(74) *Attorney, Agent, or Firm* — Dean A Craine; Marisa C Whitaker

(57) **CLAIM**

The ornamental design for the jewelry holder, as shown and described.

DESCRIPTION


FIG. 1 is a perspective view of the jewelry holder.
FIG. 2 is a front elevational view of the invention.
FIG. 3 is a rear elevational view of the invention.
FIG. 4 is a top plan view of the invention.
FIG. 5 is a bottom plan view of the invention.
FIG. 6 is a left side elevational view of the invention; and,
FIG. 7 is a right side elevational view of the invention.

1 Claim, 3 Drawing Sheets

(56) **References Cited**

U.S. PATENT DOCUMENTS

D304,793 S *	11/1989	Burke	D6/569
D398,789 S *	9/1998	Warshawsky	D6/682.6



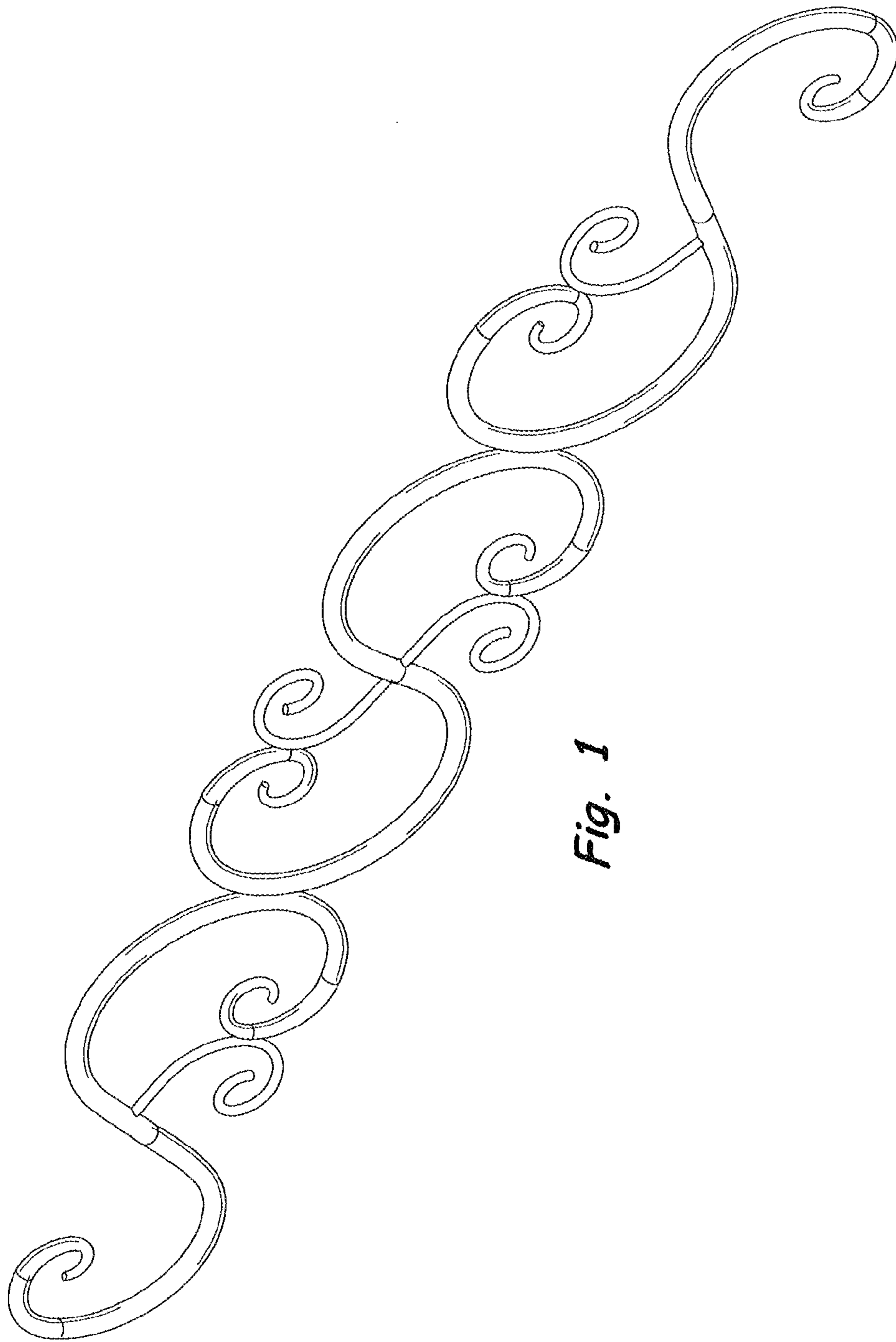


Fig. 1




Fig. 2




Fig. 3



Fig. 4

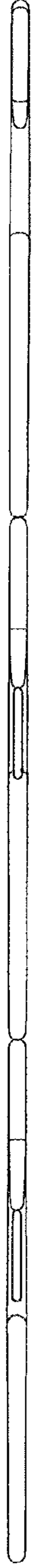


Fig. 5




Fig. 6




Fig. 7