



US00D766600S

(12) **United States Design Patent** (10) **Patent No.:** **US D766,600 S**
Barre et al. (45) **Date of Patent:** **** Sep. 20, 2016**

(54) **GARMENT HANGER** 3,565,261 A * 2/1971 Albino A47G 25/743
 211/119
 (71) Applicant: **NEATFREAK GROUP INC.,** 4,253,577 A * 3/1981 Macfarlane A47G 25/18
 Mississauga (CA) 211/118
 (72) Inventors: **Bertrand Barre, Lapeyrouse (FR);** 4,932,571 A 6/1990 Blanchard
Francis Lepage, Dommartin (FR) D320,699 S * 10/1991 Beloe D6/317
 D356,894 S * 4/1995 Andersson D6/315
 D363,185 S * 10/1995 Thompson D6/315
 D365,448 S * 12/1995 Travis D6/315
 (73) Assignee: **Neatfreak Group Inc.,** Mississauga, D401,705 S * 11/1998 Jones D32/58
 Ontario (CA) D608,099 S * 1/2010 Mangano D6/319
 D688,473 S * 8/2013 Cohen D6/319
 D737,583 S * 9/2015 Li D6/319
 (**) Term: **15 Years** 2007/0017941 A1* 1/2007 Baessler A47G 25/487
 223/85

(21) Appl. No.: **29/546,059**
 (22) Filed: **Nov. 18, 2015**
 (51) **LOC (10) Cl.** **06-08**
 (52) **U.S. Cl.**
 USPC **D6/319**
 (58) **Field of Classification Search**
 USPC D6/315-328; 223/85-98; 211/10, 13.1,
 211/85.3, 113
 CPC A47G 25/14; A47G 25/28; A47G 25/26;
 A47G 25/30; A47G 25/36; A47G 25/50;
 A47G 25/442; A47G 25/483; A47G 25/743;
 A47G 25/4023; A47F 5/0006
 See application file for complete search history.

(56) **References Cited**
 U.S. PATENT DOCUMENTS
 500,879 A 7/1893 Frankel
 1,258,476 A 3/1918 Severence
 1,302,793 A * 5/1919 Hanson A47G 25/22
 223/88
 2,058,217 A 10/1936 Dixon
 2,506,510 A 5/1950 Longwell et al.
 2,549,588 A * 4/1951 Fillenbaum A47G 25/18
 223/88
 2,567,434 A * 9/1951 Hoskings A47K 10/06
 211/113
 2,601,926 A * 7/1952 Speaker A47G 25/18
 211/113
 2,886,185 A * 5/1959 Arrington A47G 25/743
 211/119
 3,352,430 A * 11/1967 McAtee A47G 25/24
 211/119

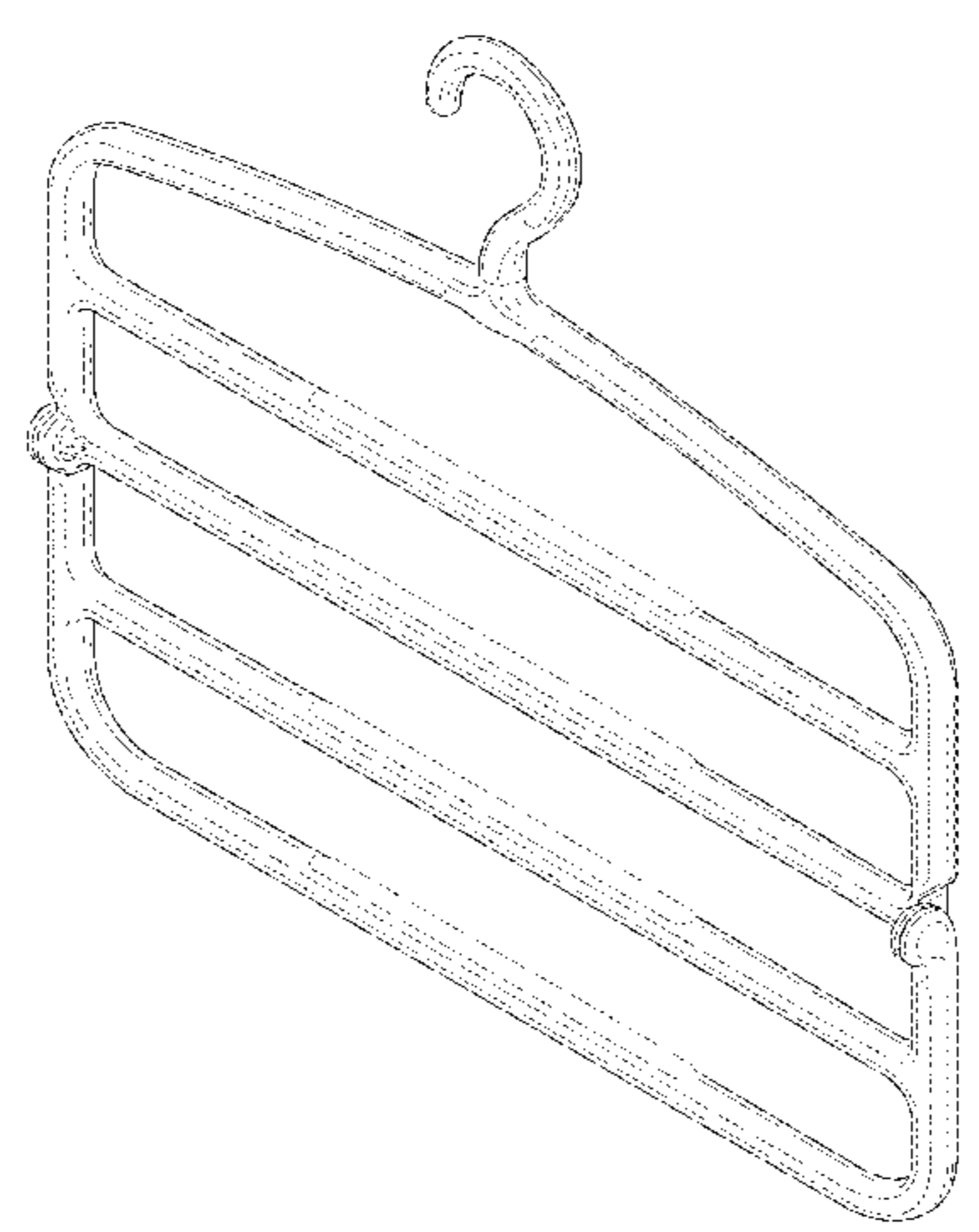
* cited by examiner
Primary Examiner — Derrick Holland
Assistant Examiner — Lauren Calve
 (74) *Attorney, Agent, or Firm* — Patzik, Frank & Samotny
 Ltd.

(57) **CLAIM**
 The ornamental design for a garment hanger, as shown and
 described.

DESCRIPTION

FIG. 1 is a front perspective view of a garment hanger of the
 present invention;
 FIG. 2 is a front elevation view of the garment hanger of the
 present invention;
 FIG. 3 is a rear elevation view of the garment hanger of the
 present invention;
 FIG. 4 is a left-side elevation view of the garment hanger of
 the present invention;
 FIG. 5 is a right-side elevation view of the garment hanger
 of the present invention.
 FIG. 6 is a top plan view of the garment hanger of the present
 invention; and,
 FIG. 7 is a bottom plan view of the garment hanger of the
 present invention.
 The broken lines shown represent unclaimed subject matter
 and form no part of the claimed design.
 The broken lines that abut the shaded portions represent
 unclaimed boundaries and form no part of the claimed
 design.

1 Claim, 5 Drawing Sheets



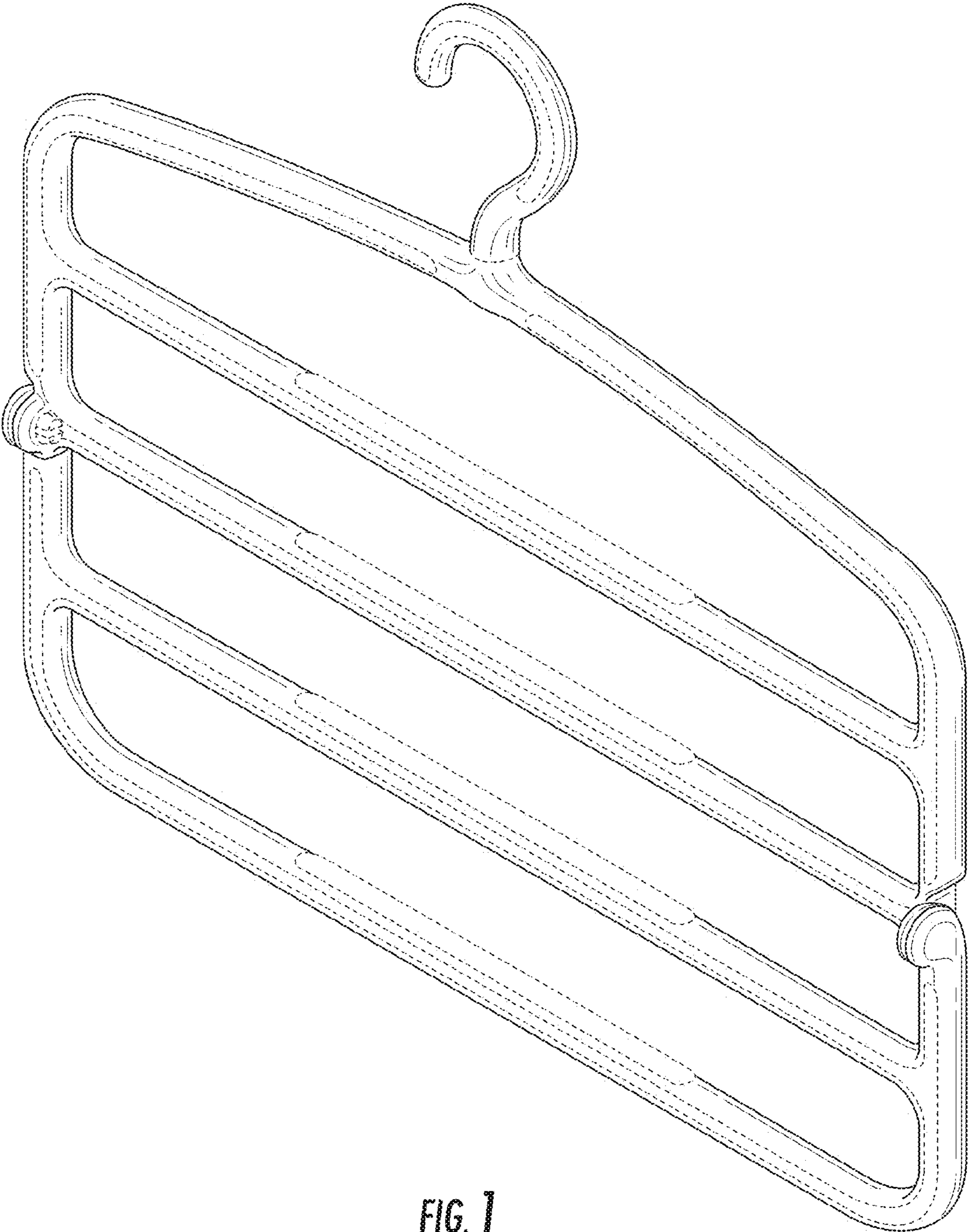


FIG. 1




FIG. 2




FIG. 3




FIG. 4



FIG. 5

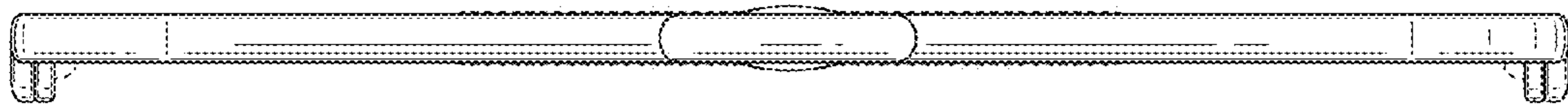


FIG. 6




FIG. 7