

US00D766570S

(12) **United States Design Patent** (10) **Patent No.:** **US D766,570 S**
Kao (45) **Date of Patent:** **** Sep. 20, 2016**

(54) **BOTTLE COVER**
(71) Applicant: **I-Feng Kao**, Tainan (TW)
(72) Inventor: **I-Feng Kao**, Tainan (TW)
(**) Term: **14 Years**
(21) Appl. No.: **29/518,547**
(22) Filed: **Feb. 25, 2015**
(51) **LOC (10) Cl.** **03-01**
(52) **U.S. Cl.**
USPC **D3/229**
(58) **Field of Classification Search**
USPC D7/300, 300.1, 300.2, 303, 316, 317,
D7/396.2, 397, 398, 509, 510, 511, 392.1,
D7/553, 605; D9/738, 763, 778, 434, 435,
D9/436, 439, 445, 447, 448, 449, 450, 452,
D9/453, 454, 438; D28/82; D3/202, 229
CPC A47G 19/22; B65D 41/04; B65D 47/06
See application file for complete search history.

D650,985 S * 12/2011 Swartz D3/202
D666,060 S * 8/2012 Welch D7/606
D674,185 S * 1/2013 Kao D3/229
D674,276 S * 1/2013 Cohen D9/434
D682,095 S * 5/2013 Cohen D9/434
D691,790 S * 10/2013 Denzinger D3/202
D714,100 S * 9/2014 Hiner D7/607
9,126,748 B2 * 9/2015 Hiner B65D 23/104
9,193,516 B2 * 11/2015 Hiner B65D 23/104
2006/0037982 A1 * 2/2006 Lesser A45F 5/021
224/148.4
2007/0071366 A1 * 3/2007 Kao B65D 81/3879
383/38
2013/0334237 A1 * 12/2013 Priest B65D 23/12
220/739

* cited by examiner

Primary Examiner — Robert M Spear
Assistant Examiner — Marissa J Cash
(74) *Attorney, Agent, or Firm* — Alan D. Kamrath;
Kamrath IP Lawfirm, P.A.

(57) **CLAIM**
The ornamental design for a bottle cover, as shown and described.

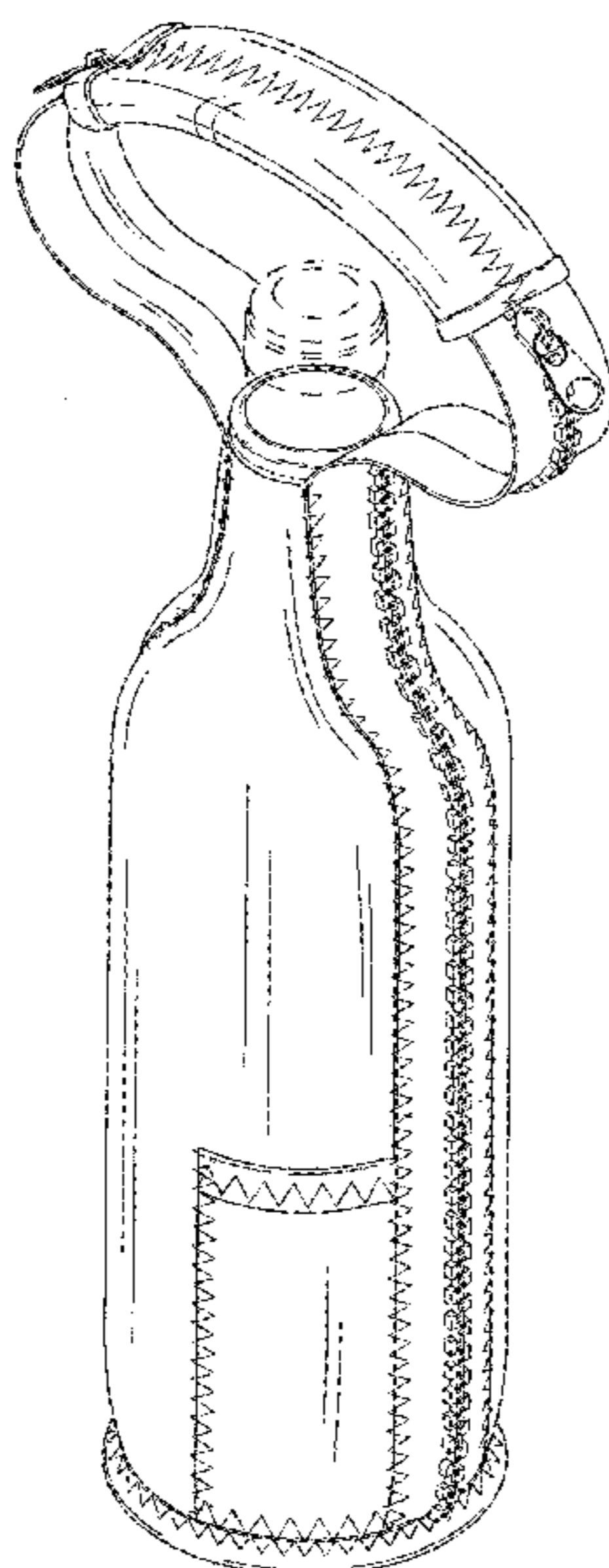
(56) **References Cited**
U.S. PATENT DOCUMENTS

D344,413 S * 2/1994 Bedrosian D3/202
D421,366 S * 3/2000 Mogil D7/607
D432,873 S * 10/2000 Fair D7/607
D470,310 S * 2/2003 Walley D7/607
6,550,271 B2 * 4/2003 Silbert A45C 11/20
62/371
D513,363 S * 1/2006 Swartz D3/202
D525,776 S * 8/2006 Lown D3/202
D552,342 S * 10/2007 Kao D3/202
D587,004 S * 2/2009 Lown D3/202
D604,042 S * 11/2009 Lown D3/229
D609,454 S * 2/2010 Porter-Young D3/202
D614,001 S * 4/2010 Welch D7/605

DESCRIPTION

FIG. 1 is a perspective view of a bottle cover showing my design;
FIG. 2 is a front elevational view thereof;
FIG. 3 is a rear elevational view thereof;
FIG. 4 is a left elevational view thereof;
FIG. 5 is a right elevational view thereof;
FIG. 6 is a top view thereof; and,
FIG. 7 is a bottom view thereof.
The broken lines in the drawings represent unclaimed environmental subject matter and form no part of the claim.

1 Claim, 7 Drawing Sheets



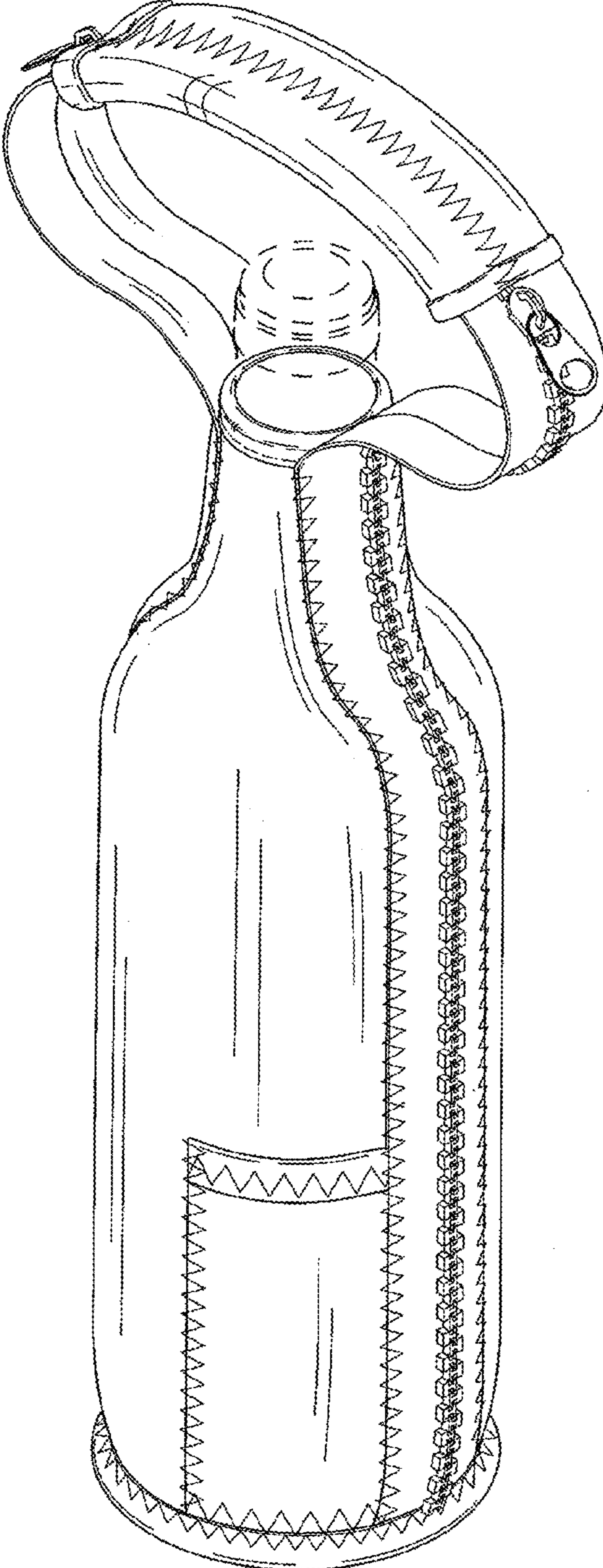


FIG. 1

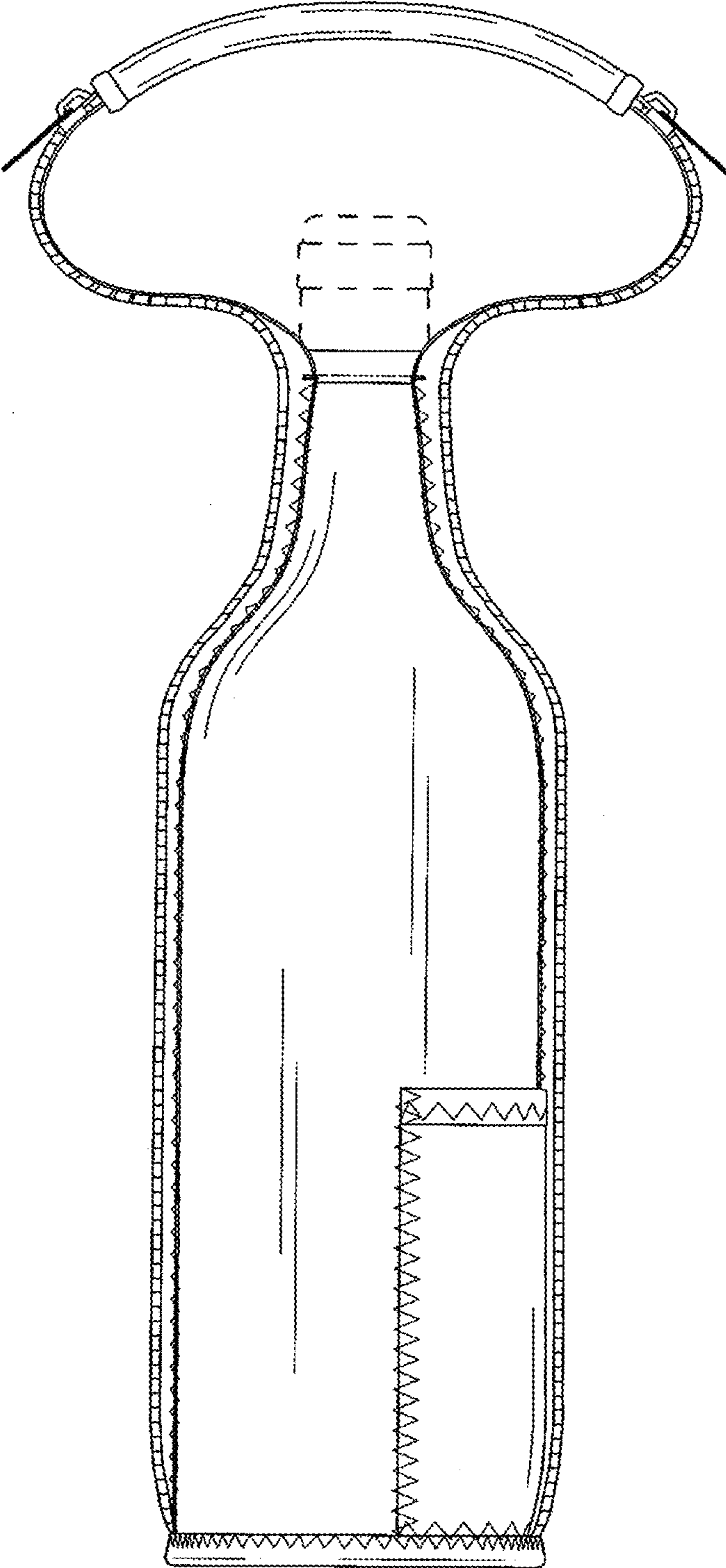


FIG.2

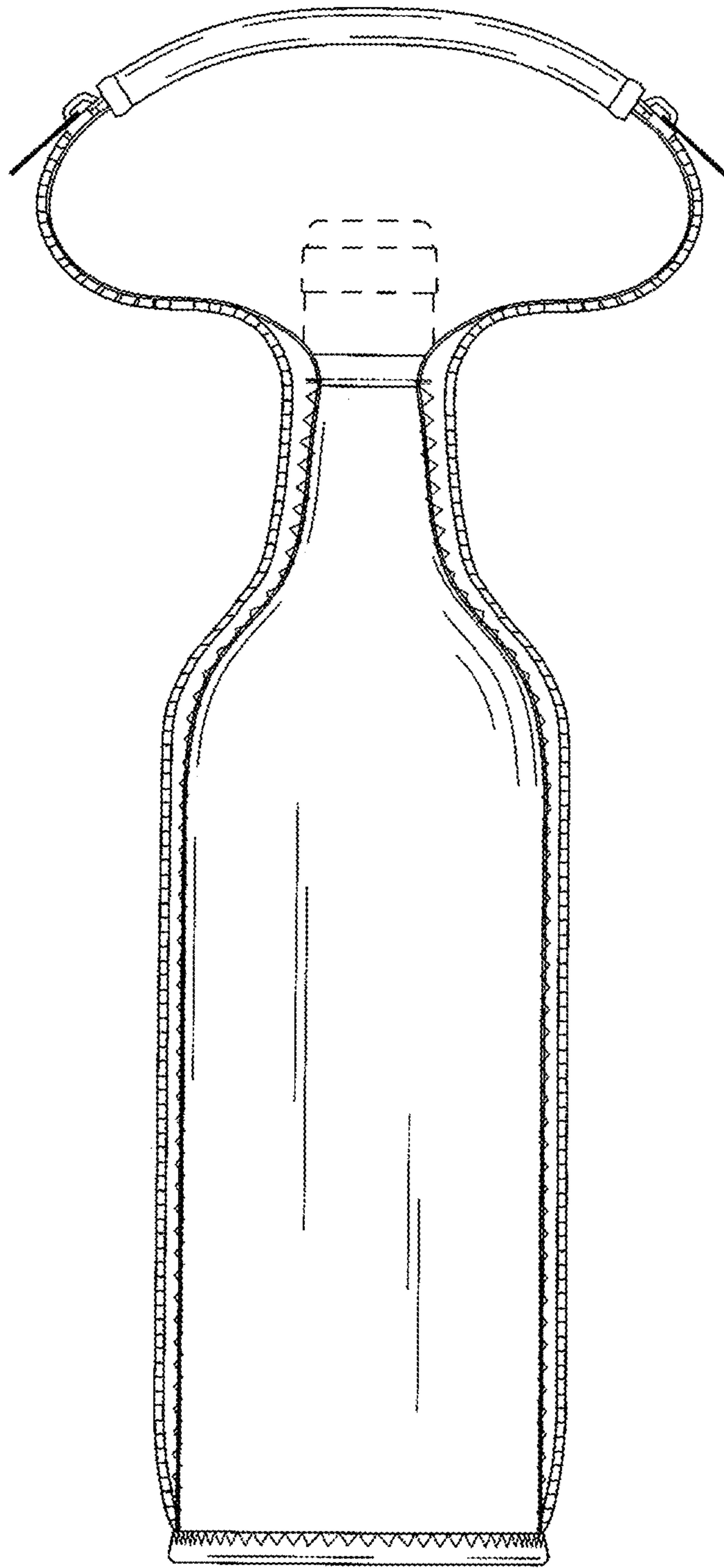


FIG.3

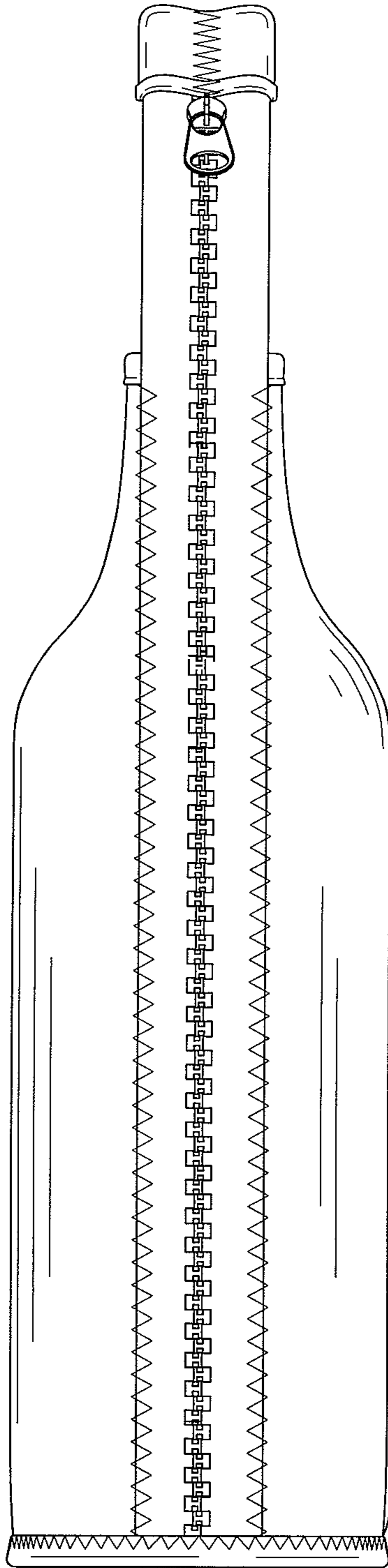


FIG. 4

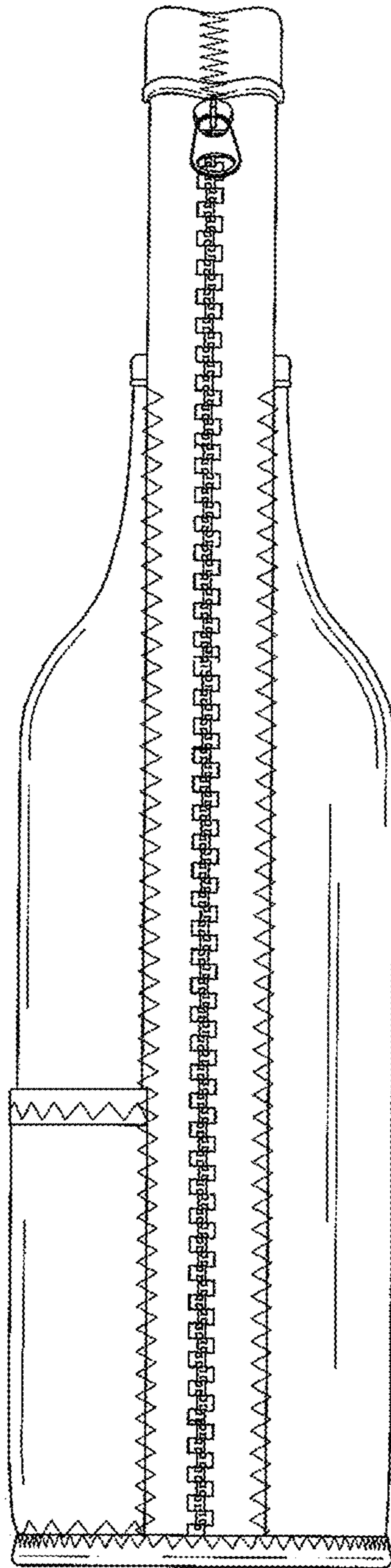


FIG.5

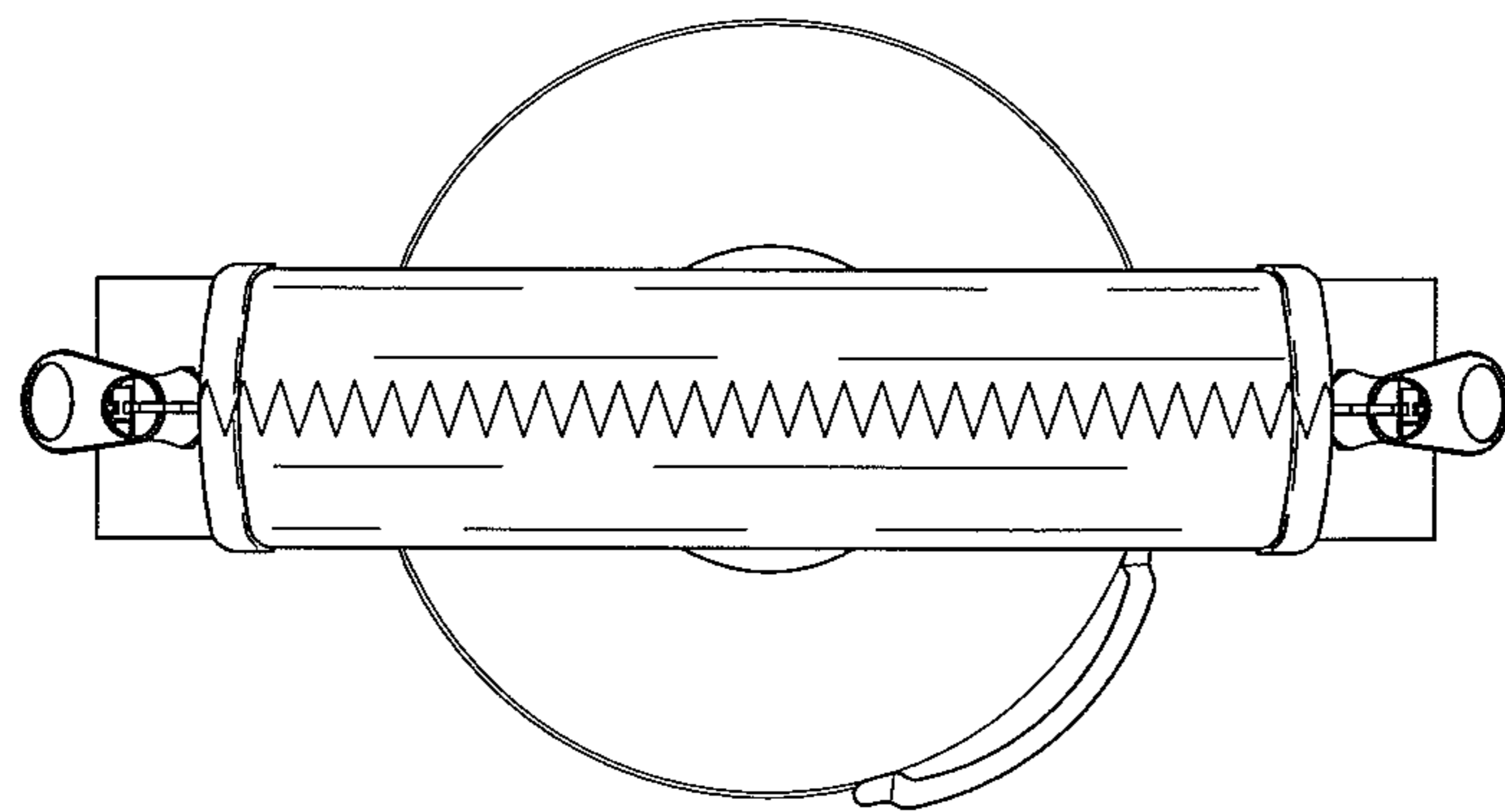


FIG.6




FIG.7