

US00D766548S

(12) **United States Design Patent**
Stout

(10) **Patent No.:** **US D766,548 S**

(45) **Date of Patent:** **** Sep. 20, 2016**

(54) **VEST**

(71) Applicant: **Robert W. Stout**, Lake Oswego, OR
(US)

(72) Inventor: **Robert W. Stout**, Lake Oswego, OR
(US)

(**) Term: **14 Years**

(21) Appl. No.: **29/525,370**

(22) Filed: **Apr. 29, 2015**

(51) **LOC (10) Cl.** **02-02**

(52) **U.S. Cl.**
USPC **D2/829**

(58) **Field of Classification Search**
USPC D2/829, 732, 725, 828, 839, 840, 731;
2/2.5, 102; D21/638; 362/84
CPC F41H 1/02; A63B 21/065; A41D 13/01;
A41D 1/04
See application file for complete search history.

(56) **References Cited**

U.S. PATENT DOCUMENTS

D29,559 S *	10/1898	Tesiny	D2/829
2,954,563 A *	10/1960	De Grazia	F41H 1/02 2/2.5
D257,910 S *	1/1981	Viio	D2/829
D273,818 S *	5/1984	Spencer	D2/829
D278,090 S *	3/1985	Cochran	D21/683
D292,015 S *	9/1987	McWaters	D2/732
D293,618 S *	1/1988	Berenson	D2/829
D315,242 S *	3/1991	Ruge	D2/725
D340,794 S *	11/1993	Winston	D21/683
D356,883 S *	4/1995	Ganahl	D2/828
D360,517 S *	7/1995	Reizenstein	D2/828
D363,593 S *	10/1995	Murray	D2/828
D384,788 S *	10/1997	Curry	D2/828
D390,338 S *	2/1998	Plasco	D2/828
D392,439 S *	3/1998	Okoniewski	D2/828

D409,697 S *	5/1999	Ott	D21/683
D461,036 S *	8/2002	Forbes	D2/828
D475,837 S *	6/2003	Neider	D2/839
6,675,391 B2 *	1/2004	Morrison	A63B 21/065 2/102

(Continued)

FOREIGN PATENT DOCUMENTS

EM	001699448-001	*	5/2010
KR	300432848.0000	*	12/2006

OTHER PUBLICATIONS

Advantages of a Police Outer Vest Carrier, Announced Oct. 8, 2013,
[Site Visited Mar. 25, 2016] <http://www.blauer.com/dispatch/advantages-of-a-police-outer-vest-carrier/>*

(Continued)

Primary Examiner — John Windmuller
Assistant Examiner — Luqman McNeil

(74) *Attorney, Agent, or Firm* — Mark S Hubert

(57) **CLAIM**

I claim the ornamental design for a vest, as shown and described.

DESCRIPTION

FIG. 1 is a perspective view of the front of the vest showing my new design;

FIG. 2 is a perspective view of the back of the vest showing my new design;

FIG. 3 is a front view of the vest showing my new design;

FIG. 4 is a back view of the vest showing my new design;

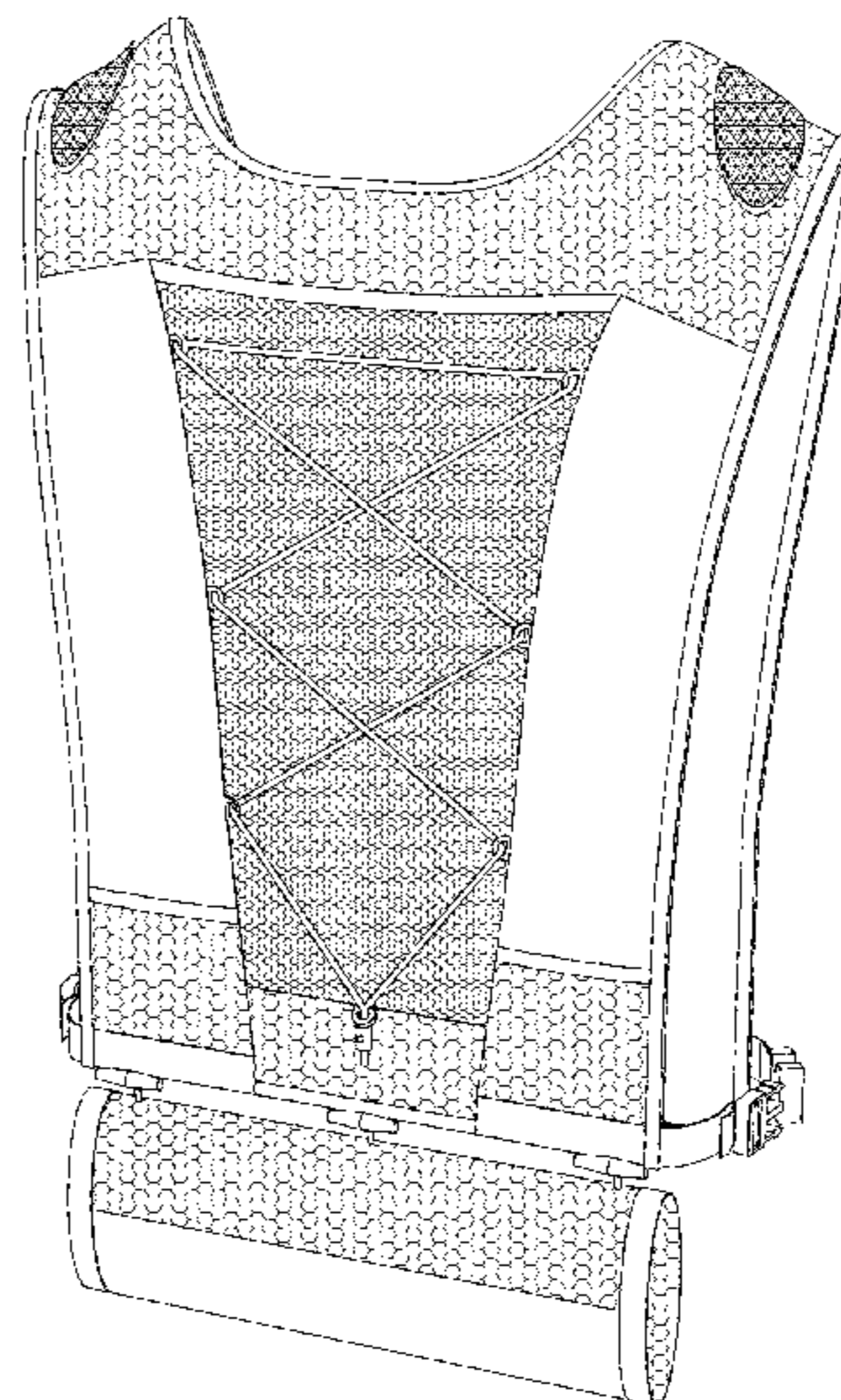
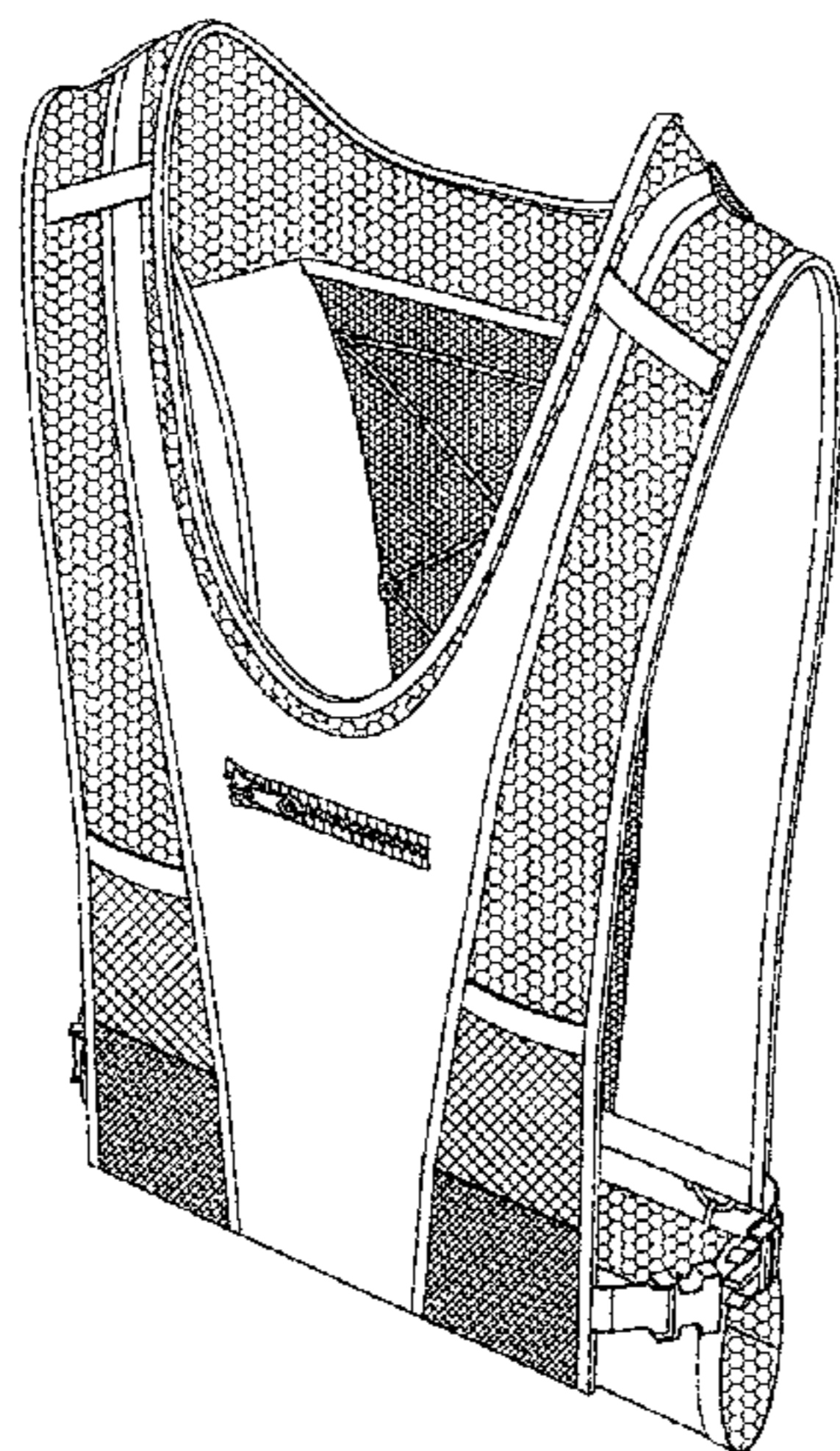
FIG. 5 is a top view of the vest showing my new design;

FIG. 6 is a bottom view of the vest showing my new design;

FIG. 7 is a right-side view of the vest showing my new design; and,

FIG. 8 is a left-hand view of the vest showing my new design.

1 Claim, 6 Drawing Sheets



(56)

References Cited

U.S. PATENT DOCUMENTS

7,058,982 B2 * 6/2006 Atallah A41D 1/04
2/102
D538,509 S * 3/2007 Silverman D2/829
D545,028 S * 6/2007 Myrick D2/728
D580,633 S * 11/2008 Cross D2/840
D594,633 S * 6/2009 Floyd D2/731
D602,678 S * 10/2009 Foley D2/829
D621,588 S * 8/2010 Hamilton D2/829
D622,036 S * 8/2010 Mason, III D2/829
D643,183 S * 8/2011 Ramos D2/840
D654,249 S * 2/2012 Stout D2/839

D677,861 S * 3/2013 Perry D2/829
D683,933 S * 6/2013 Robbins D2/829
D689,262 S * 9/2013 Passman D2/829
2006/0034064 A1 * 2/2006 Kanzler A41D 13/01
362/84
2010/0313328 A1 * 12/2010 Shelton A41D 13/01
2/102

OTHER PUBLICATIONS

Improve Osteopenia and Osteoporosis by Wearing This Weight Vest, Announced Aug. 20, 2013, [Site Mar. 25, 2016] <http://weightvest4osteoporosis.com/>.*

* cited by examiner

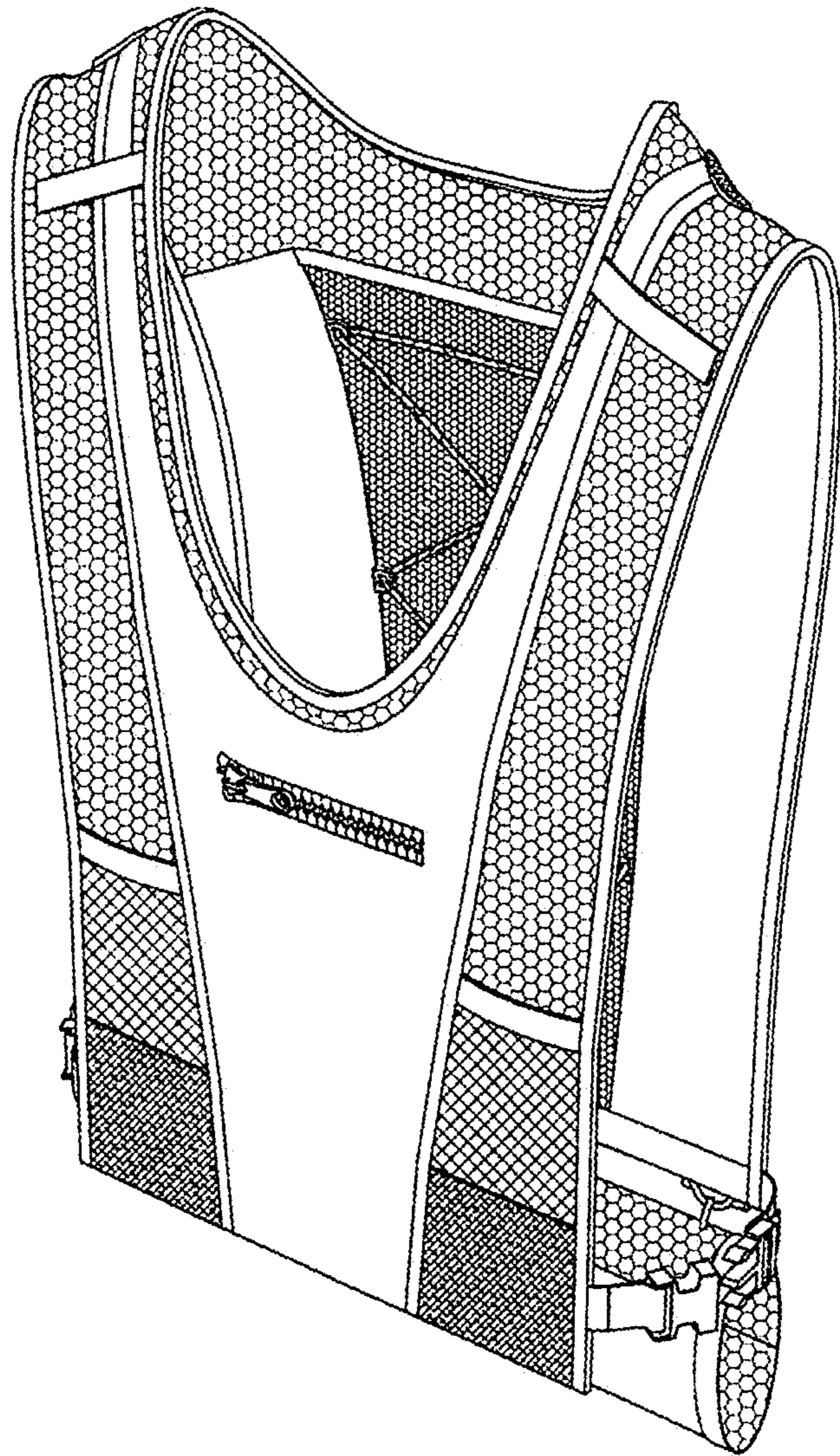


FIG. 1

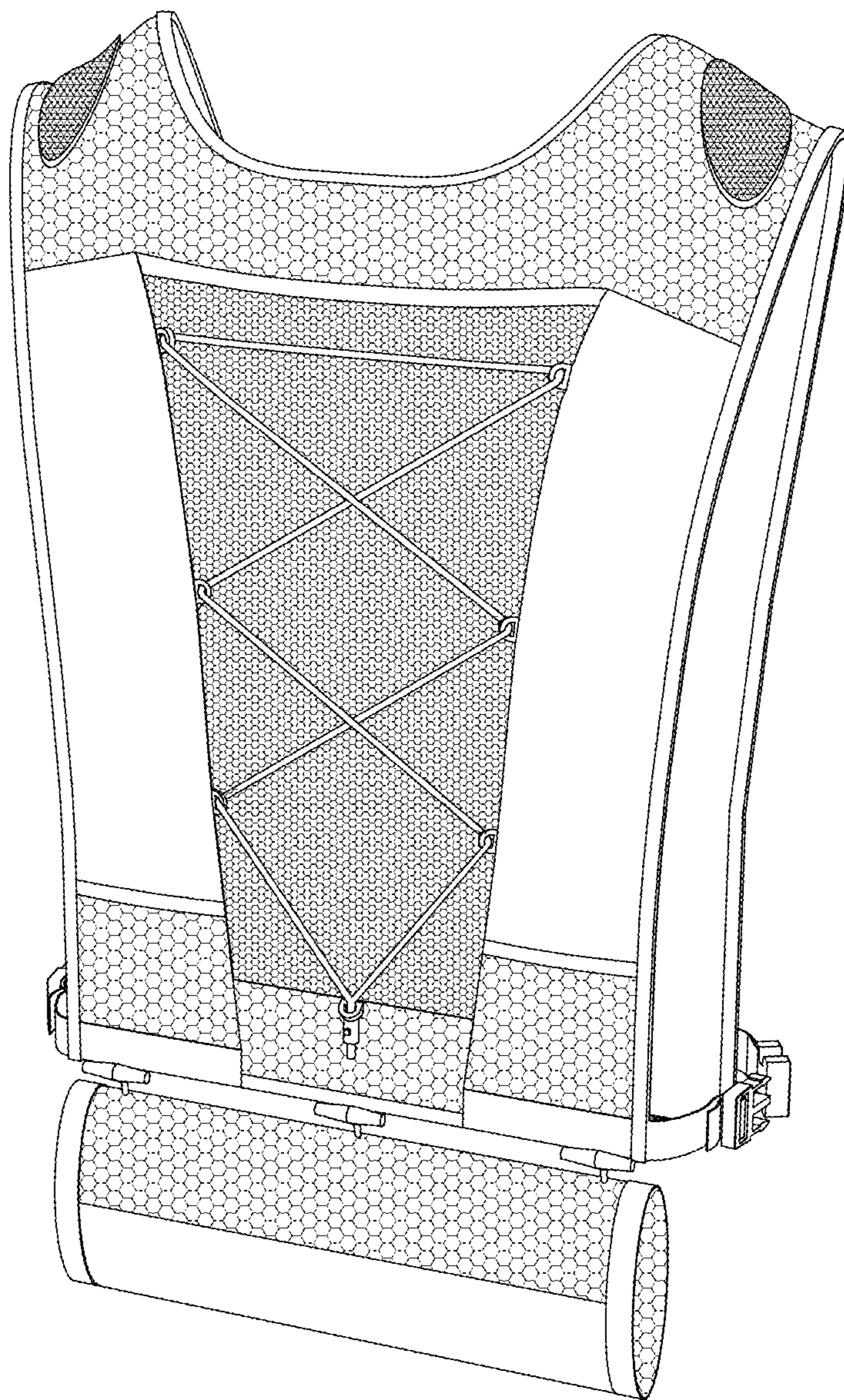


FIG. 2

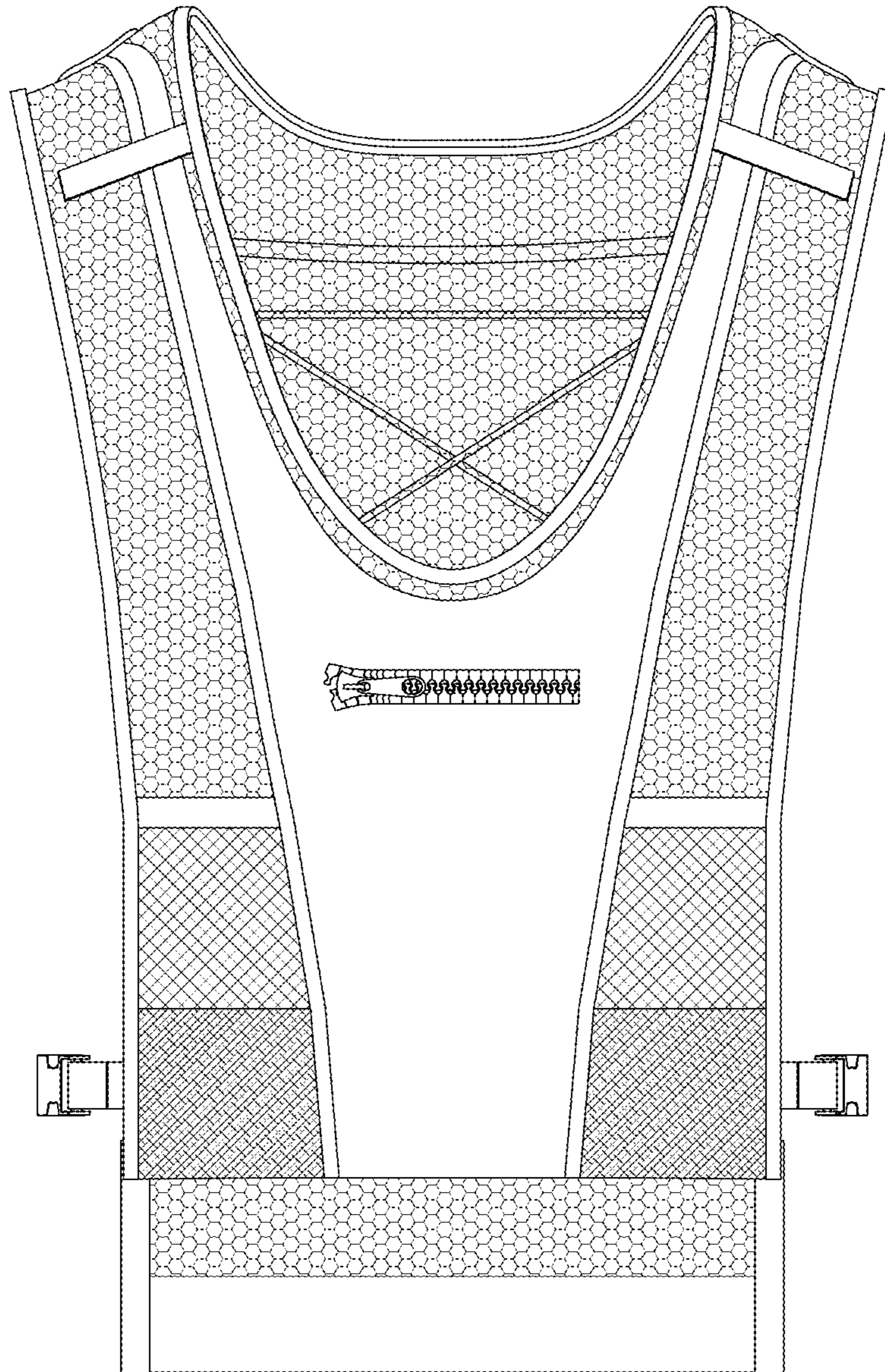


FIG. 3

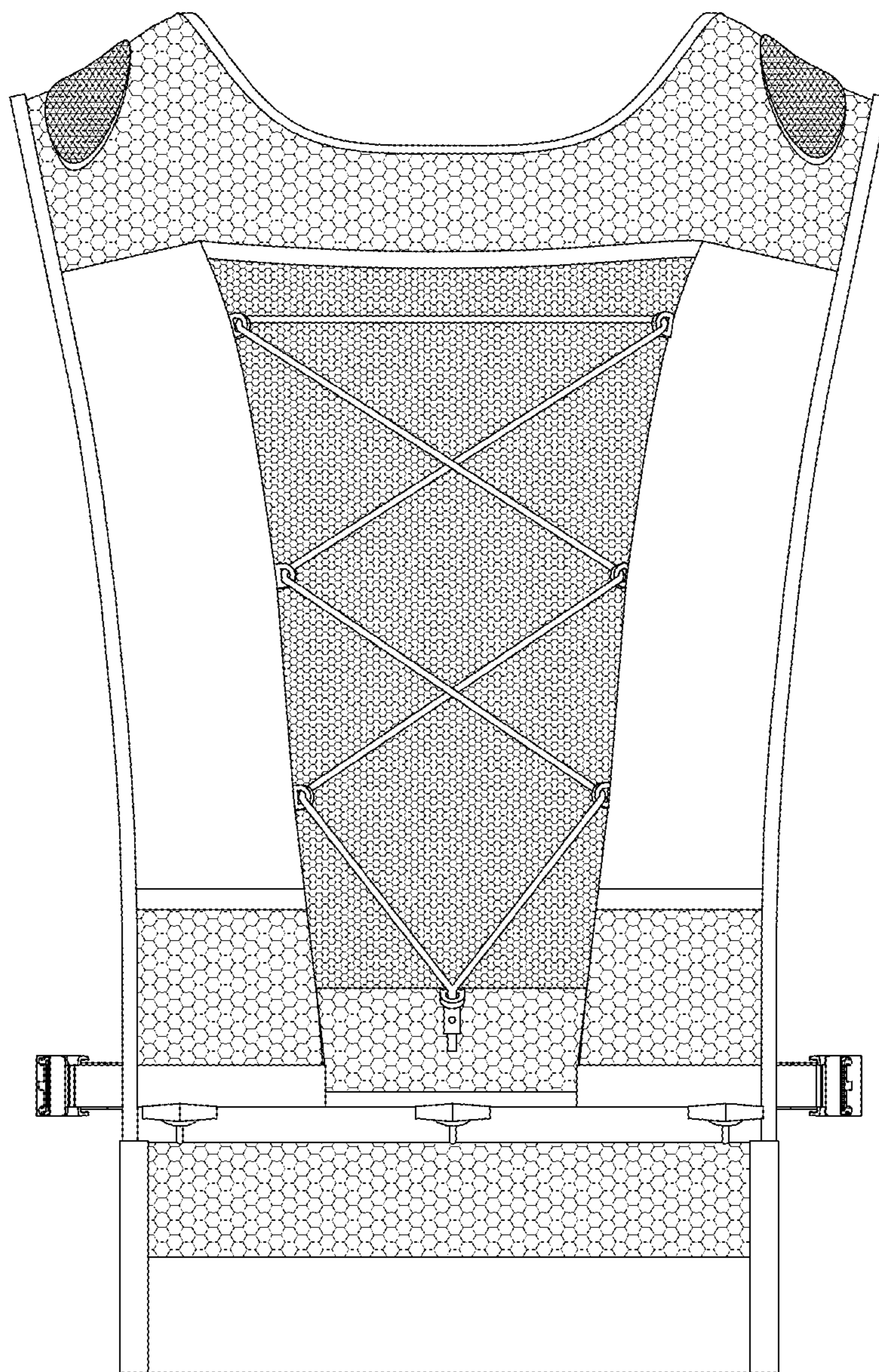


FIG. 4

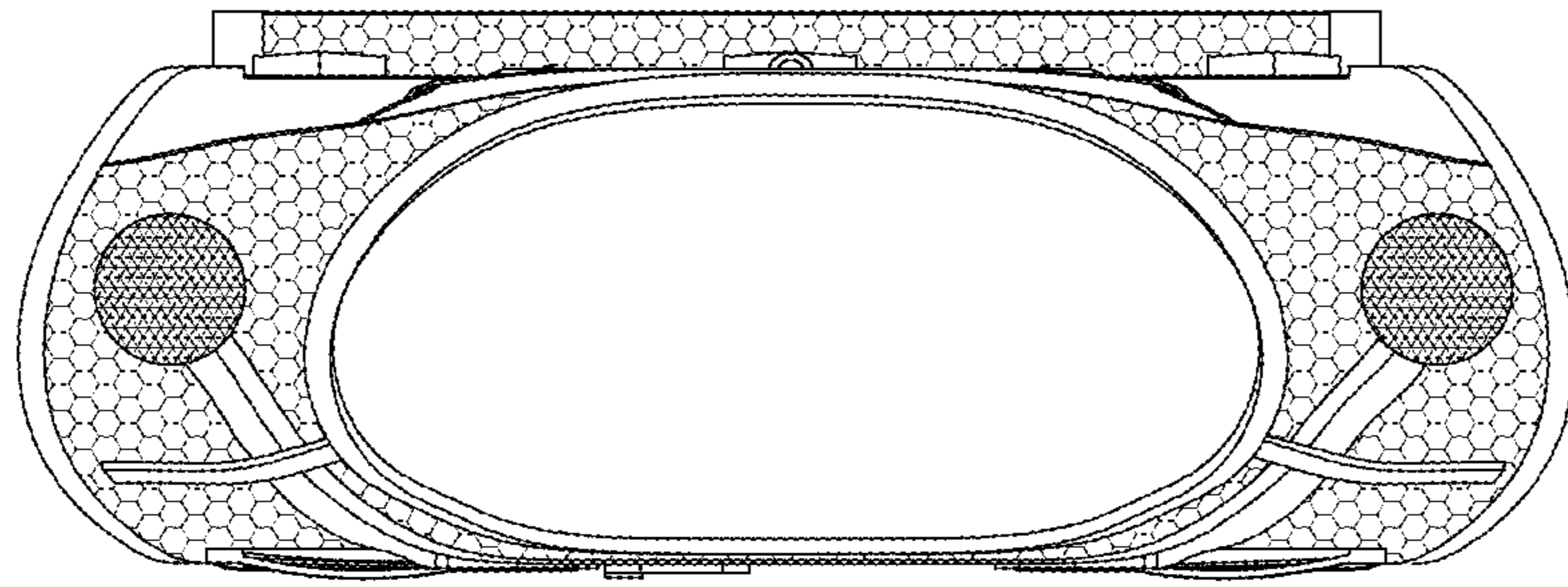


FIG. 5

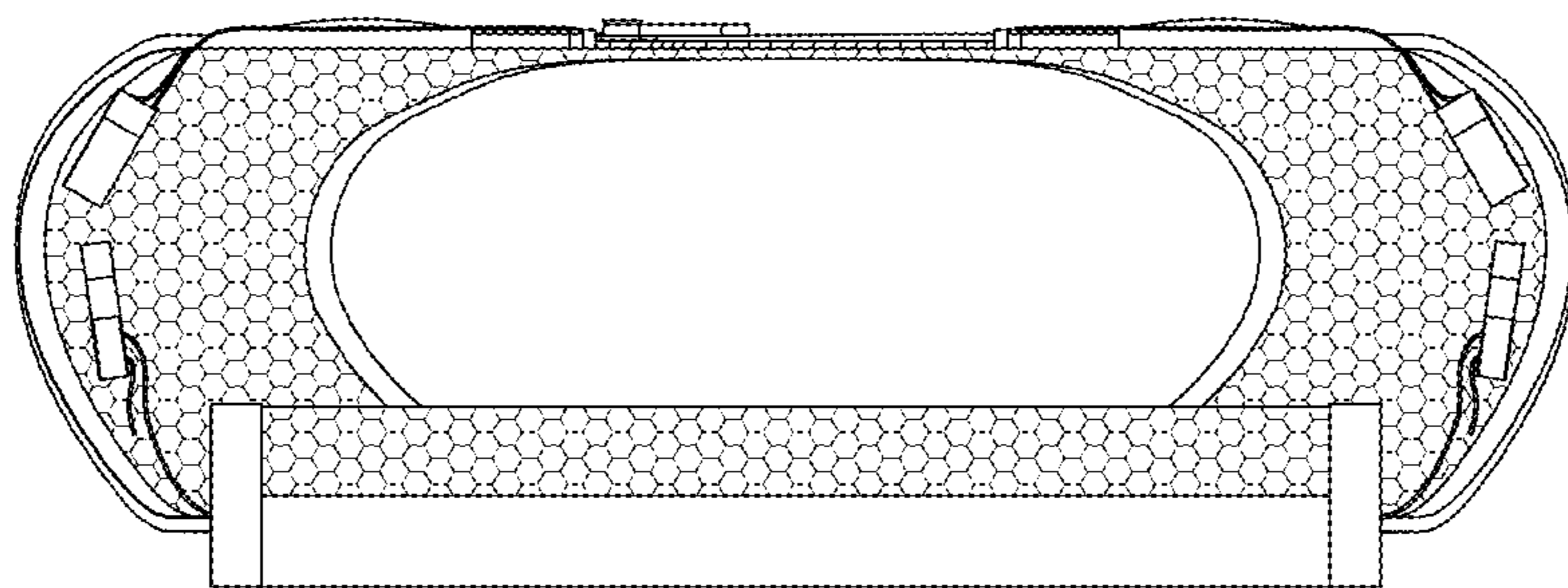


FIG. 6

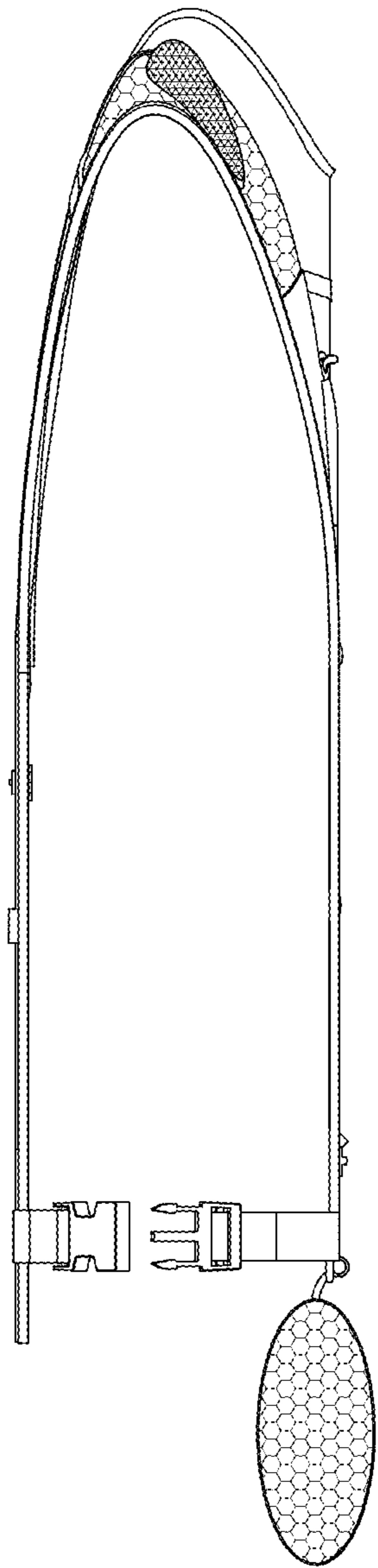


FIG. 7

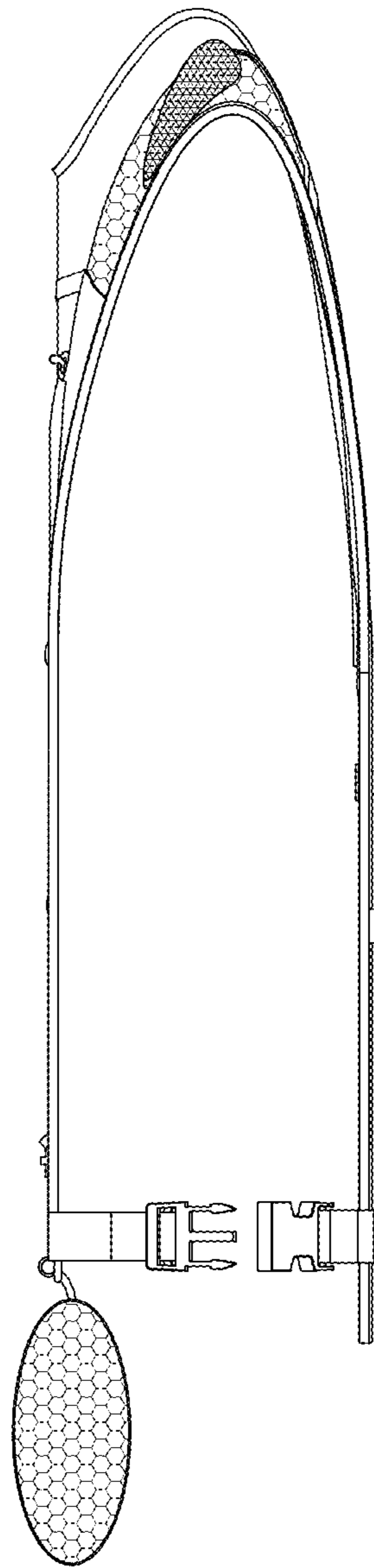


FIG. 8