

US00D766533S

(12) **United States Design Patent** (10) **Patent No.:** **US D766,533 S**
Valderas (45) **Date of Patent:** **** Sep. 13, 2016**

(54) **SAND BAG FILLER**
(71) Applicant: **Frank Valderas**, El Dorado, IL (US)
(72) Inventor: **Frank Valderas**, El Dorado, IL (US)
(**) Term: **14 Years**
(21) Appl. No.: **29/504,985**
(22) Filed: **Oct. 10, 2014**

D309,966 S 8/1990 Bishop
D314,270 S 1/1991 Bryant
5,065,965 A 11/1991 Aulabough
5,107,666 A 4/1992 Rahtican
5,673,734 A 10/1997 Hawly
5,845,685 A 12/1998 Cooper
5,879,039 A * 3/1999 Baker B65B 67/1238
141/108
D417,762 S 12/1999 Young
D428,542 S * 7/2000 Young D34/1
6,113,168 A * 9/2000 St. Jeor E01H 5/02
294/54.5
D440,729 S * 4/2001 Piner D34/28
D532,949 S 11/2006 Printemps
D553,321 S 10/2007 Wilkinson
D578,148 S 10/2008 Anderson
8,100,452 B1 * 1/2012 Homewood B65B 67/04
141/391
D664,015 S 7/2012 Arnold

Related U.S. Application Data

(66) Substitute for application No. 29/447,676, filed on Mar. 5, 2013, now abandoned.
(51) **LOC (10) Cl.** **09-09**
(52) **U.S. Cl.**
USPC **D34/5**
(58) **Field of Classification Search**
USPC D15/10; D34/5, 6, 1, 4; 248/95, 96, 97, 248/100, 101, 157, 175; 141/108, 390, 314, 141/391, 10; 294/178, 214, 58, 176
CPC B65B 67/04; B65B 67/12; B65B 67/1238
See application file for complete search history.

* cited by examiner

Primary Examiner — Mark Goodwin
(74) *Attorney, Agent, or Firm* — QuickPatents, LLC; Kevin Prince

(57) **CLAIM**
I claim the ornamental design for a sand bag filler, as shown and described.

(56) **References Cited**

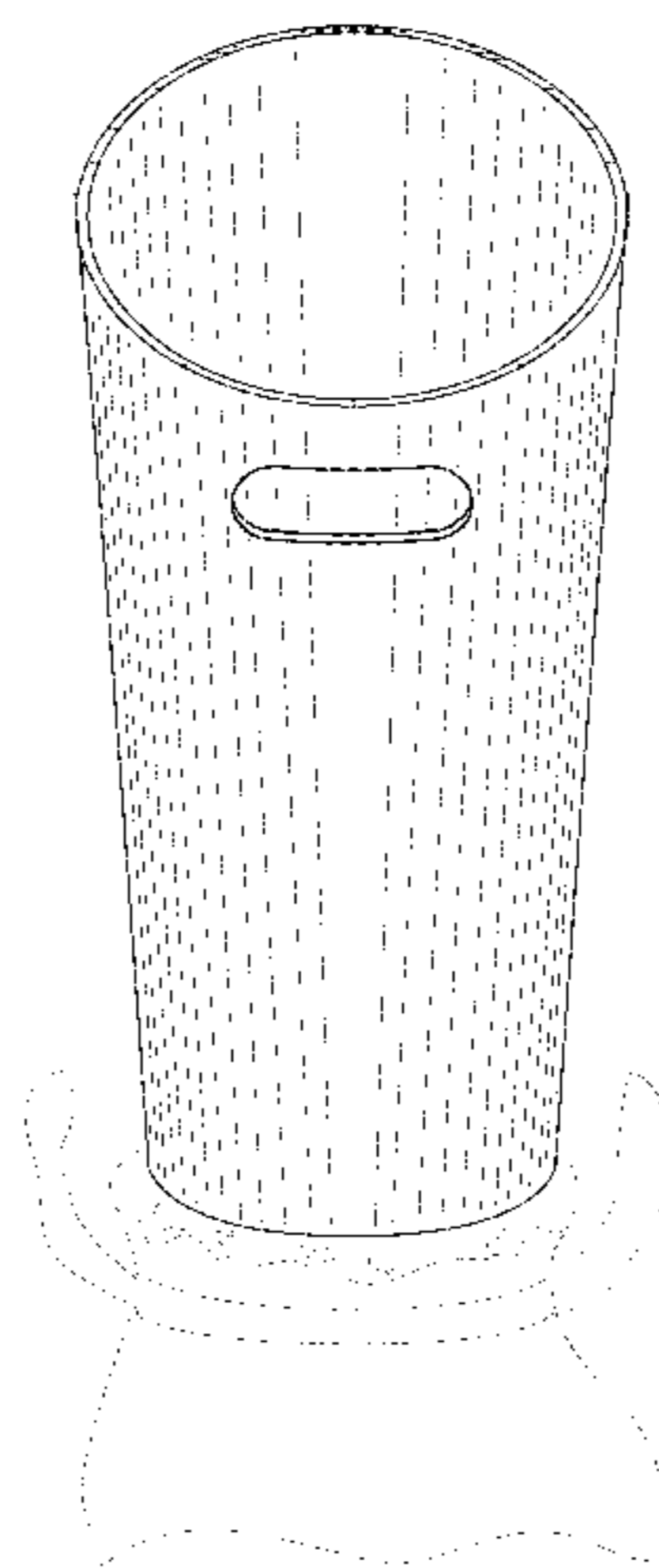
DESCRIPTION

U.S. PATENT DOCUMENTS

112,727 A 3/1871 Lum
121,529 A 12/1871 Lum
571,513 A * 11/1896 Davidson B65B 67/04
141/108
791,472 A 6/1905 Kaiser
1,128,183 A 2/1915 Petrie
1,182,412 A 5/1916 Olesberg
1,167,782 A 1/1946 Richards
D236,938 S 9/1975 Bowen
4,312,531 A * 1/1982 Cross E01H 1/12
141/108
4,470,627 A 9/1984 Carroll et al.
4,615,743 A 10/1986 Bylenga
D302,885 S 8/1989 Barbee
D304,872 S 11/1989 Jebb

FIG. 1 is a top perspective view of a sand bag filler, showing my new design;
FIG. 2 is a bottom perspective view thereof;
FIG. 3 is a front elevational view thereof;
FIG. 4 is a rear elevational view thereof;
FIG. 5 is a right-side elevational view thereof, the left-side elevational view being a mirror image thereof;
FIG. 6 is a top plan view thereof; and,
FIG. 7 is a bottom plan view thereof.
The broken lines showing a sandbag in FIG. 1 depict environmental matter and form no part of the claimed design.

1 Claim, 3 Drawing Sheets



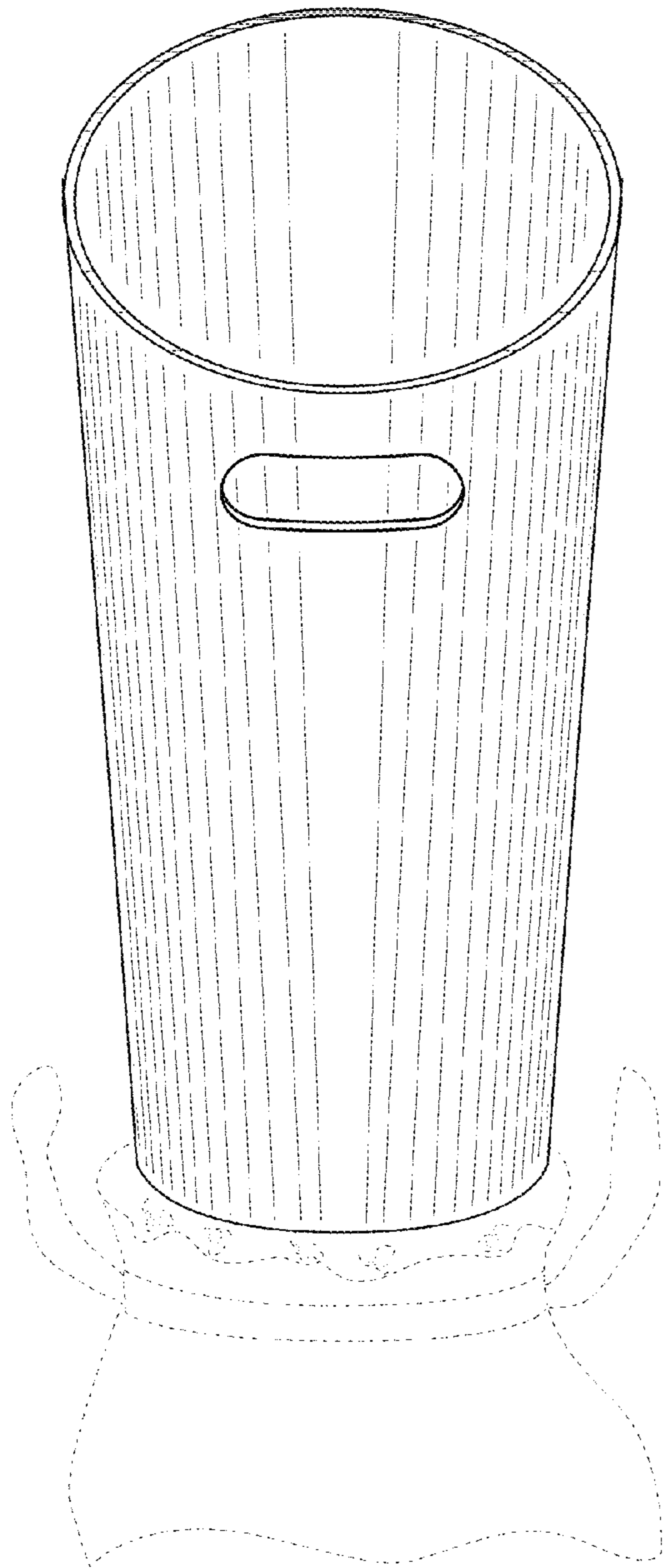


FIG. 1




FIG. 2

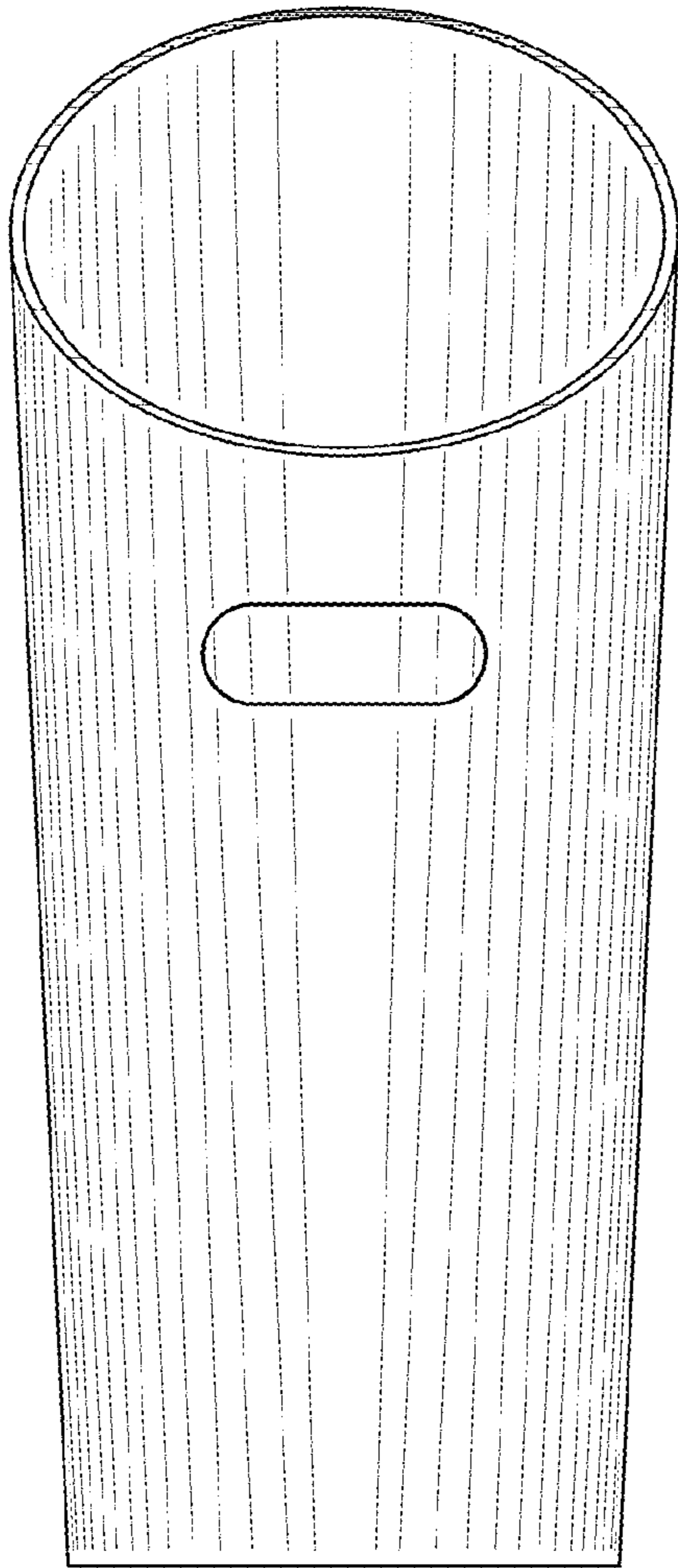


FIG. 3




FIG. 4

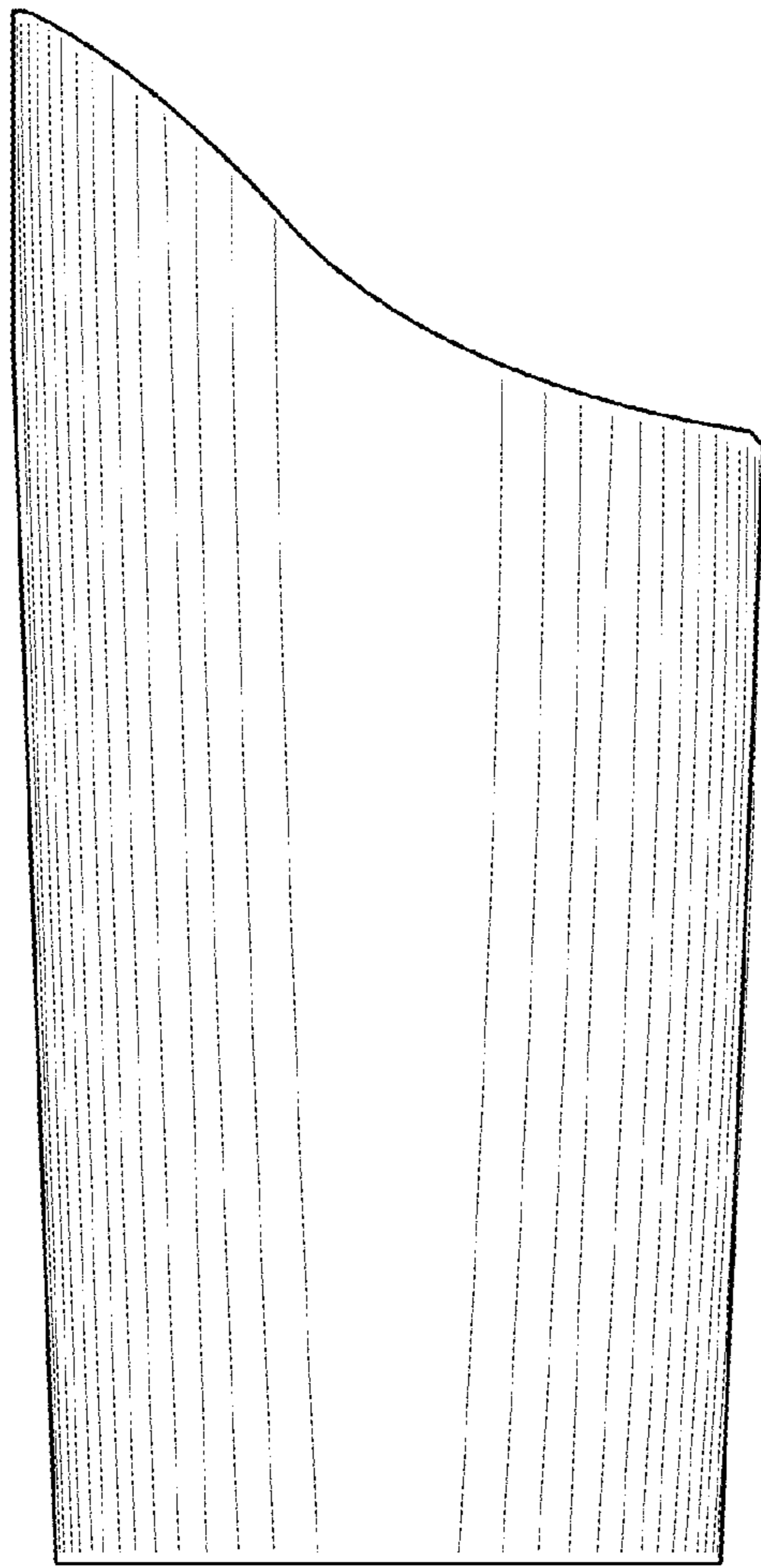


FIG. 5

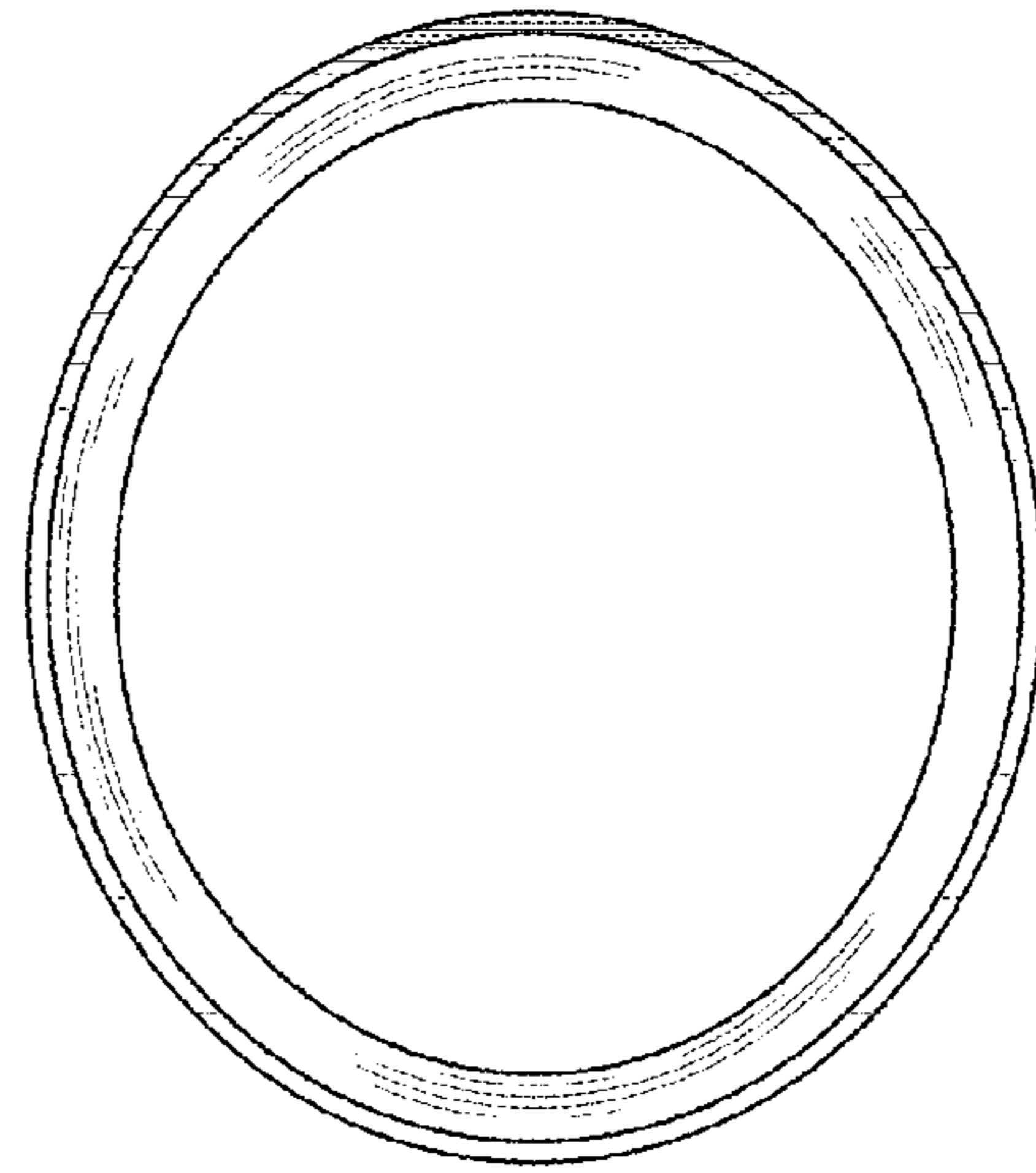


FIG. 6

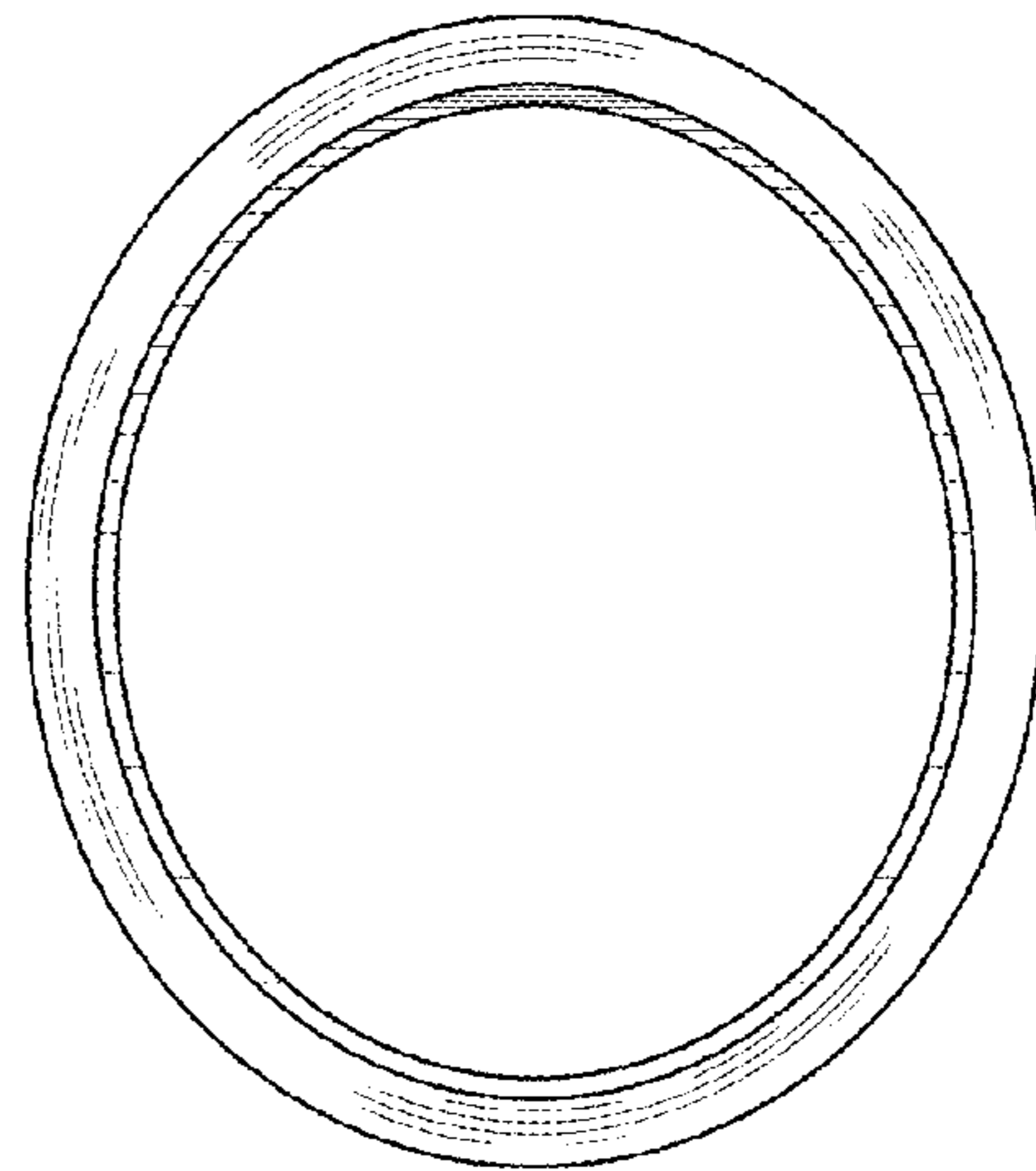


FIG. 7