



US00D766521S

(12) **United States Design Patent**
Hanudel

(10) **Patent No.:** **US D766,521 S**

(45) **Date of Patent:** **** Sep. 13, 2016**

(54) **HELMET MOUNTED RAIL**

(71) Applicant: **Artisent, LLC**, Carbondale, PA (US)
(72) Inventor: **Matthew Hanudel**, Waltham, MA (US)
(73) Assignee: **ARTISENT, LLC**, Simpson, PA (US)

(**) Term: **14 Years**

(21) Appl. No.: **29/504,776**

(22) Filed: **Oct. 9, 2014**

(51) **LOC (10) Cl.** **29-02**

(52) **U.S. Cl.**
USPC **D29/122**

(58) **Field of Classification Search**

USPC D29/100, 102, 104, 105, 106, 107, 108,
D29/109, 110, 122

CPC A42B 1/066; A42B 1/00; A42B 1/06;
A42B 3/228; A42B 3/00; A42B 3/08; A42B
3/32; A42B 3/222; A42B 3/20; A42B 3/227;
A42B 3/105; A42B 3/04; A42B 3/06; A42B
3/0406; A42B 3/18; A42B 3/166; A42B
3/16; A42B 3/22; A42B 3/0473; A42B
3/127; A63B 71/10; A63B 71/105; A41D
13/0512

See application file for complete search history.

(56) **References Cited**

U.S. PATENT DOCUMENTS

D407,537 S *	4/1999	Simpson	D2/865
6,751,810 B1 *	6/2004	Prendergast	A42B 3/04 2/422
6,754,911 B1 *	6/2004	Howell	A42B 3/166 2/209
6,938,276 B1 *	9/2005	Prendergast	A42B 3/04 2/422
6,986,162 B2 *	1/2006	Soto	G02B 7/002 2/422
7,004,439 B1 *	2/2006	Taylor	A42B 3/04 248/548
D519,683 S *	4/2006	Farrell	D29/107
D616,156 S *	5/2010	Bugno	D29/122
7,963,426 B2 *	6/2011	Gruebel	H01R 13/73 2/422
8,239,971 B2 *	8/2012	Prendergast	G02B 23/125 2/422
D675,789 S *	2/2013	Wanhainen	D29/122

OTHER PUBLICATIONS

Israeli Office Action dated Oct. 21, 2015 relating to Application Nos. 56798 and 57507.
<http://www.365airsoftshop.com/fast-jump-military-bj-helmetus-seals-plate-p-988.html> (2013).
<https://www.armsunlimited.com/Ops-Core-ACH-ARC-Helmet-Accessory-Rail-Kit-p/opscoreacharc.htm> (2010).
Ops-Core 2012 Product Catalog; www.ops-core.com; Boston, MA, US; 44 pages; disclosed on or before Dec. 31, 2012.
Ops-Core 2013 Product Catalog; www.ops-core.com; Boston, MA, US; 44 pages; first disclosed on Jan. 14, 2013.

* cited by examiner

Primary Examiner — Randall Gholson

(74) *Attorney, Agent, or Firm* — Morgan, Lewis & Bockius LLP

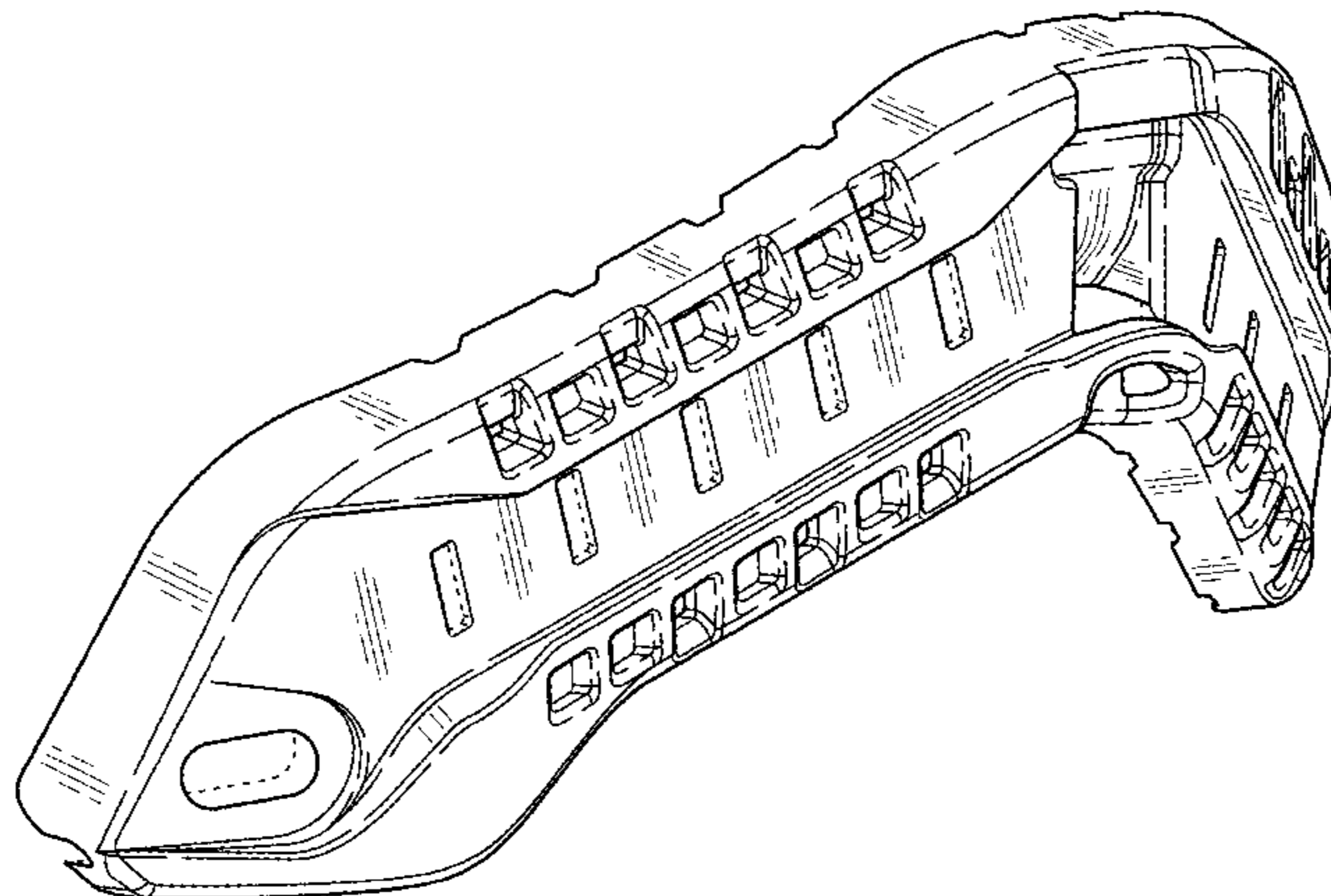
(57) **CLAIM**

The ornamental design for a helmet mounted rail, as shown and described.

DESCRIPTION

FIG. 1 is a front perspective view of a helmet mounted rail in accordance with my new design;
FIG. 2 is a front elevational view of the helmet mounted rail shown in FIG. 1;
FIG. 3 is a rear elevational view of the helmet mounted rail shown in FIG. 1;
FIG. 4 is a right-side elevational view of the helmet mounted rail shown in FIG. 1;
FIG. 5 is a left-side elevational view of the helmet mounted rail shown in FIG. 1;
FIG. 6 is a top plan view of the helmet mounted rail shown in FIG. 1; and,
FIG. 7 is a bottom plan view of the helmet mounted rail shown in FIG. 1.
The broken lines shown in the drawings represent portions of the helmet mounted rail that form no part of the claimed design.

1 Claim, 6 Drawing Sheets



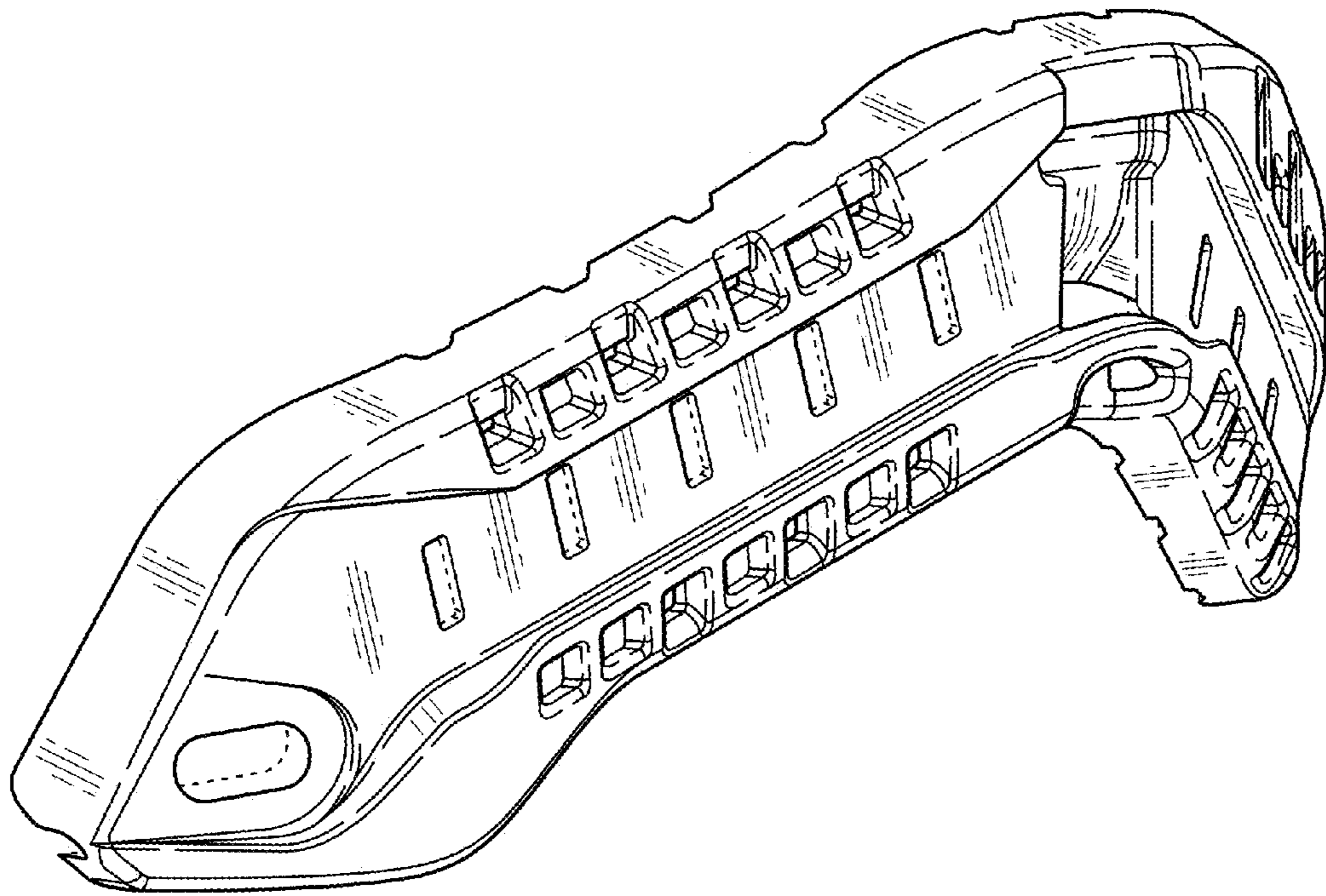


FIG. 1

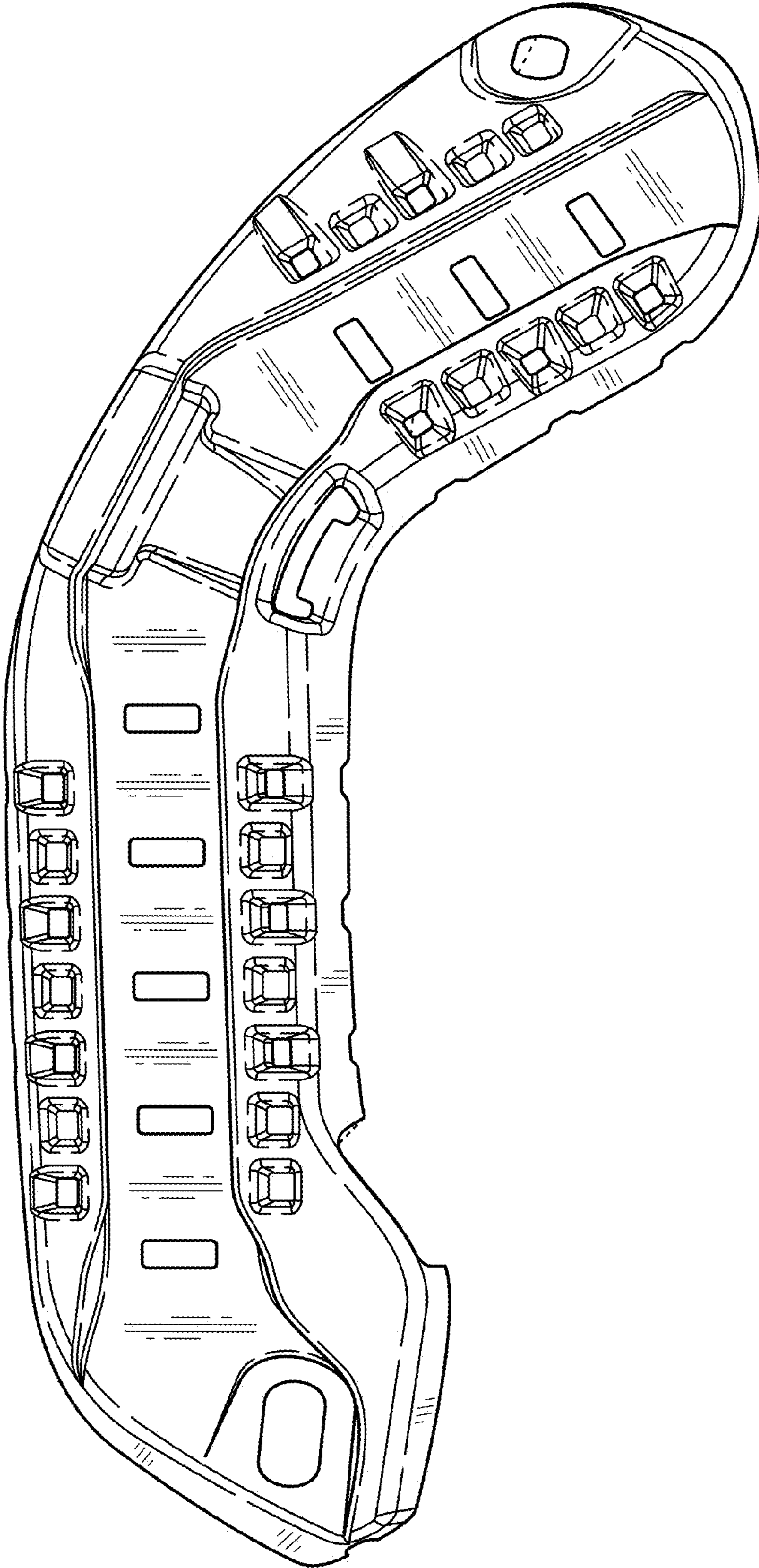


FIG. 2

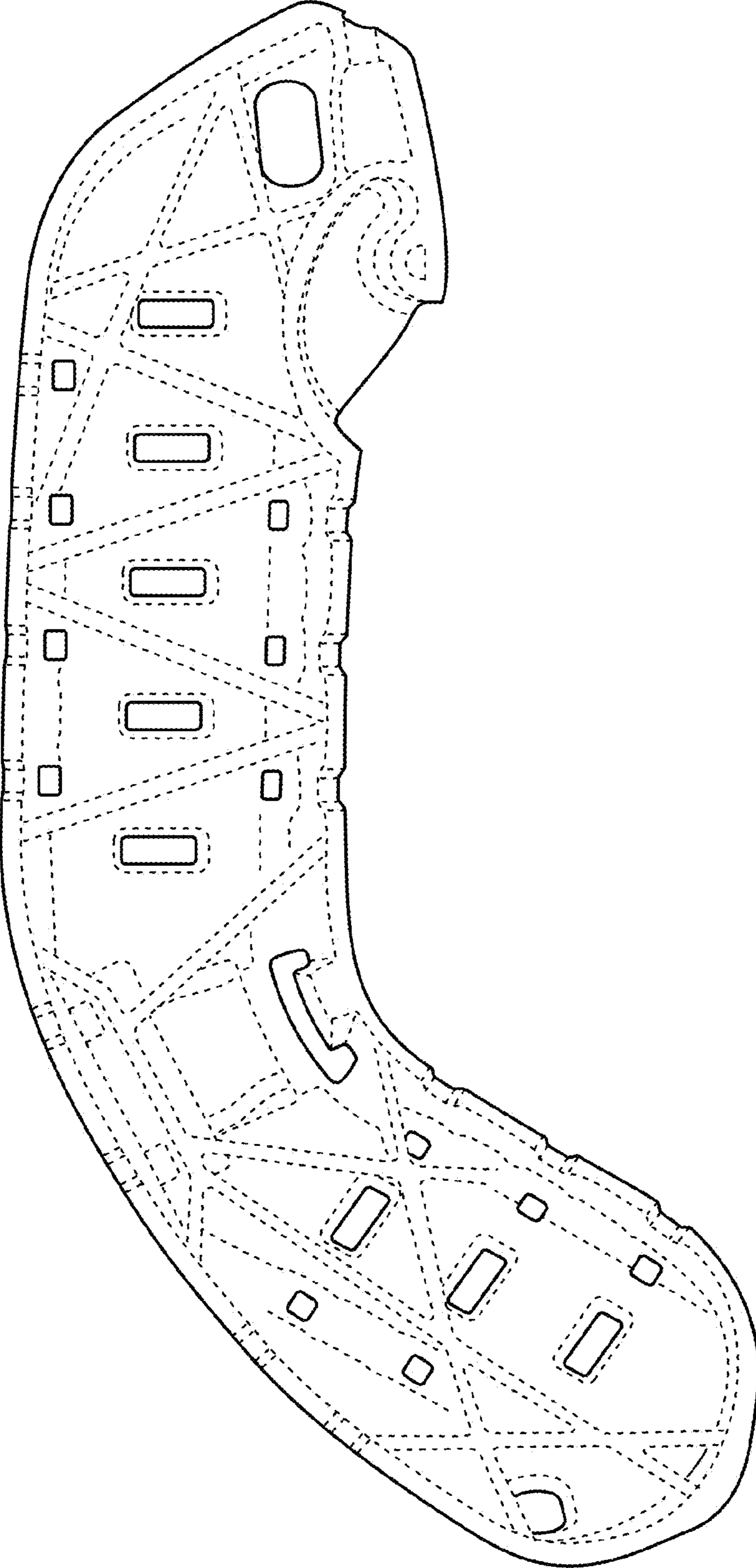


FIG. 3

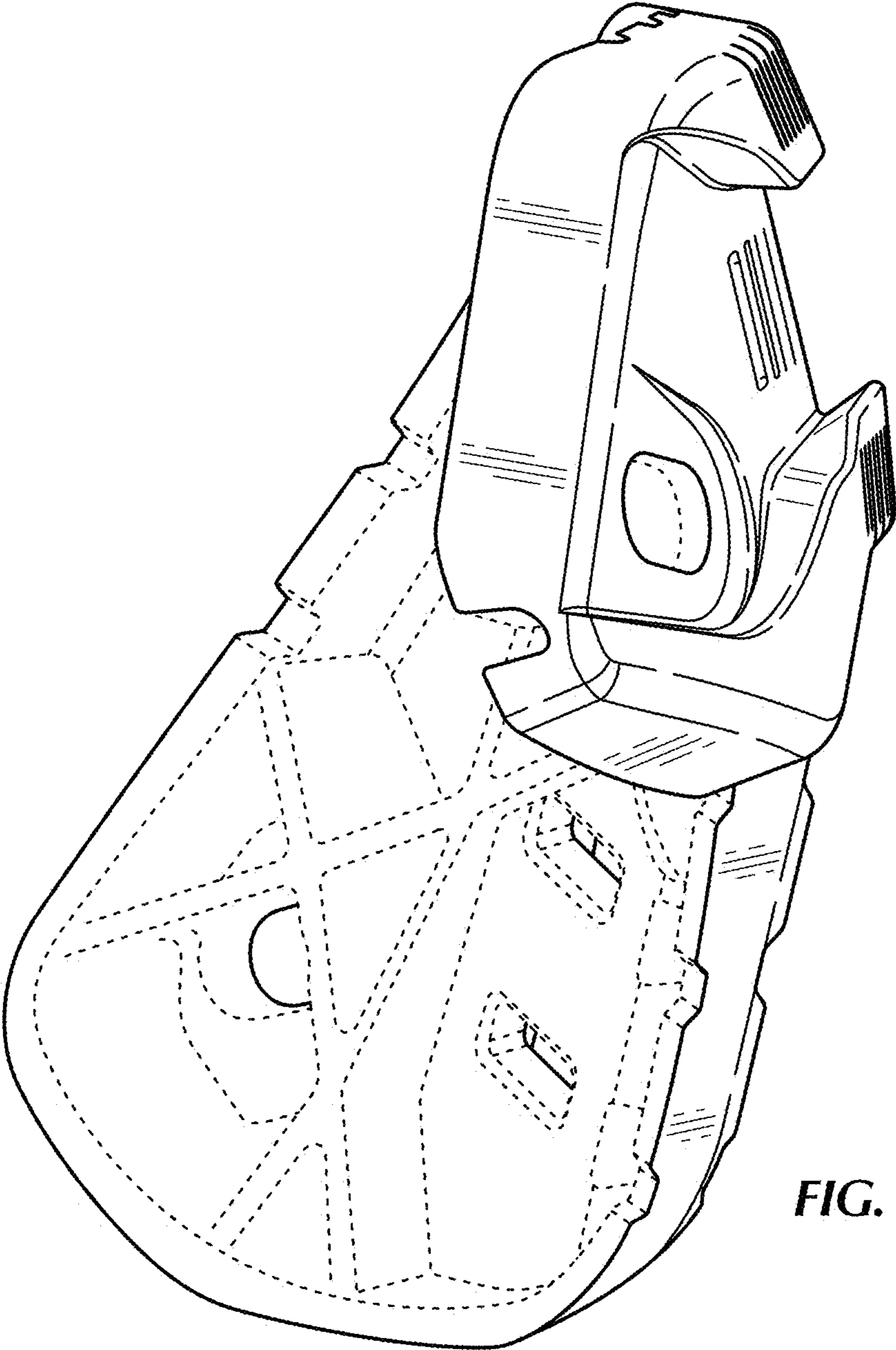


FIG. 4

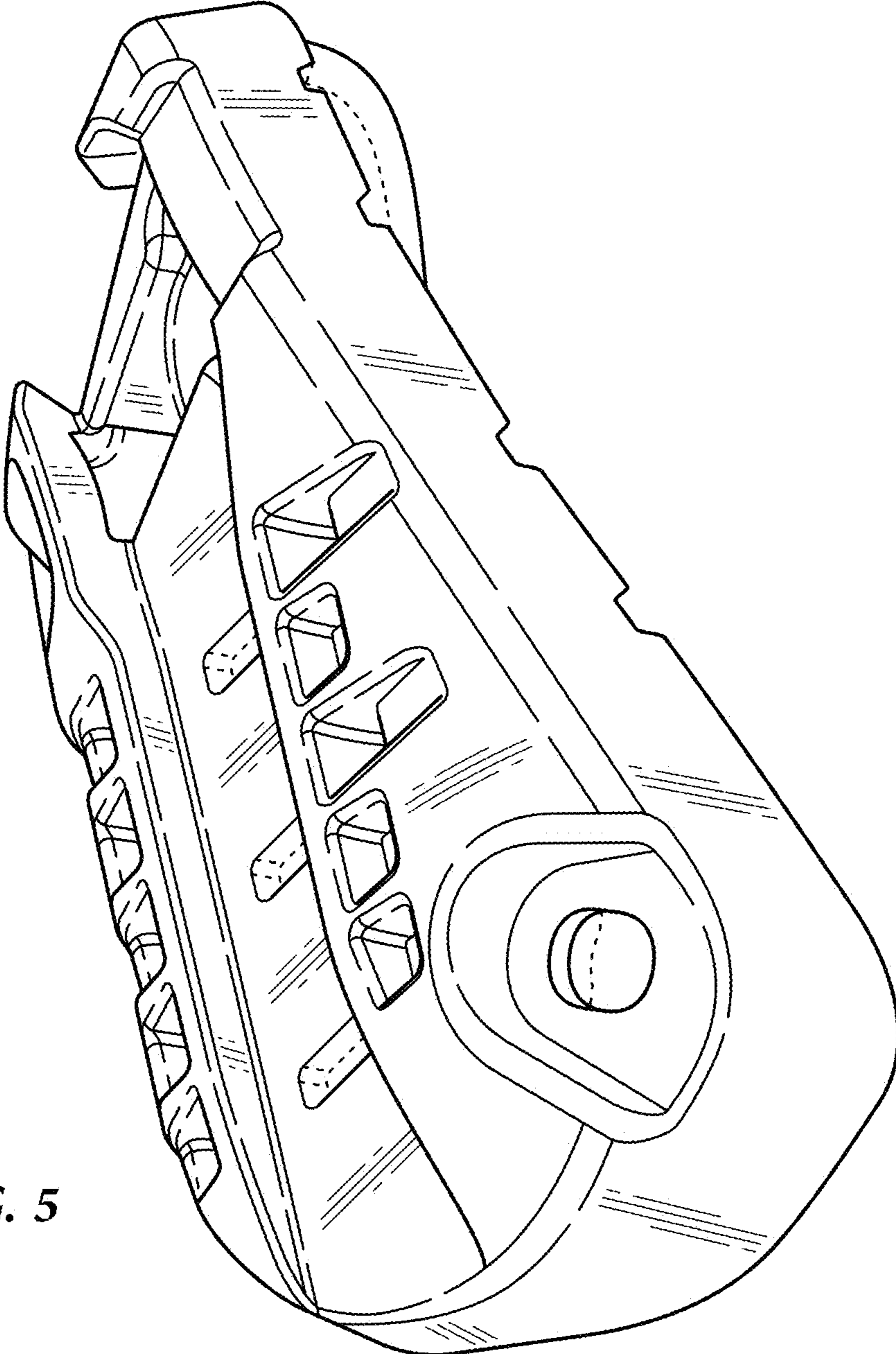


FIG. 5




FIG. 6

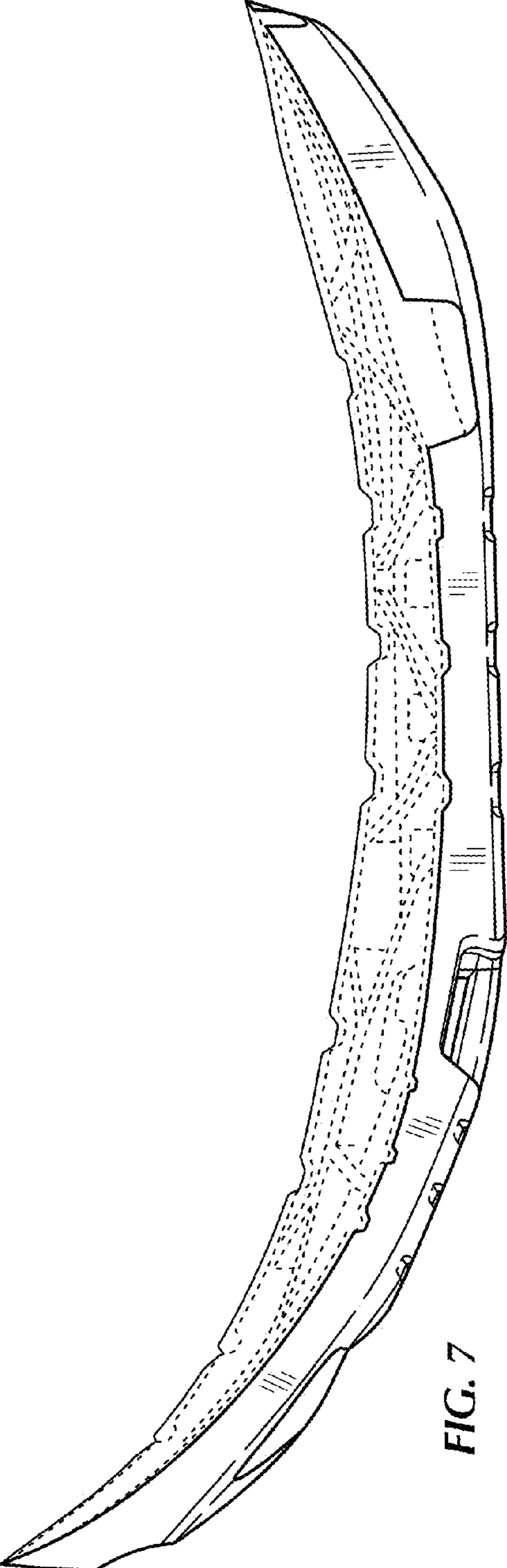


FIG. 7