



US00D766515S

(12) **United States Design Patent**  
**Incerti**

(10) **Patent No.:** **US D766,515 S**

(45) **Date of Patent:** **\*\* Sep. 13, 2016**

(54) **HELMET**

(71) Applicant: **PIAGGIO & C. S.p.A.**, Pontedera  
(Pisa) (IT)

(72) Inventor: **Mirko Incerti**, Pontedera (IT)

(73) Assignee: **PIAGGIO & C. S.p.A.**, Pontedera  
(Pisa) (IT)

(\*\*) Term: **14 Years**

(21) Appl. No.: **29/498,221**

(22) Filed: **Aug. 1, 2014**

(30) **Foreign Application Priority Data**

Feb. 5, 2014 (EM) ..... 002398834

(51) **LOC (10) Cl.** ..... **09-03**

(52) **U.S. Cl.**  
USPC ..... **D29/102**

(58) **Field of Classification Search**

USPC ..... D29/102-107, 122  
CPC .... A63B 71/10; A63B 71/222; A63B 71/04;  
A63B 71/166; A63B 71/228; A63B 71/32;  
A63B 71/105; A01K 55/00; A42B 3/222;  
A42B 3/166; A42B 3/04; A42B 3/228;  
A42B 3/32; A42B 3/105; A42B 3/322  
See application file for complete search history.

(56) **References Cited**

**U.S. PATENT DOCUMENTS**

D214,547 S \* 7/1969 Fisher ..... D29/105  
D214,824 S \* 8/1969 Fisher ..... D29/107

D215,137 S \* 9/1969 Fisher ..... D29/107  
D215,684 S \* 10/1969 Fisher ..... D29/105  
D256,626 S \* 9/1980 Antonino ..... D29/107  
D256,851 S \* 9/1980 Knadle ..... D29/105  
D268,220 S \* 3/1983 Gooding ..... D29/105  
D283,940 S \* 5/1986 Bally ..... D29/107  
D300,070 S \* 2/1989 Broersma ..... D29/104  
D323,042 S \* 1/1992 Gallet ..... D29/107  
D336,553 S \* 6/1993 Blome ..... D29/102  
D473,975 S \* 4/2003 Batts ..... D29/103  
D521,688 S \* 5/2006 Makris ..... D29/107  
D531,762 S \* 11/2006 Beland ..... D29/107  
D567,450 S \* 4/2008 Renfrew ..... D29/107  
D568,002 S \* 4/2008 Mateu Codina ..... D29/107  
D632,437 S \* 2/2011 Lebel ..... D29/107  
D638,169 S \* 5/2011 Lebel ..... D29/107  
D640,010 S \* 6/2011 Mateu Codina ..... D29/105  
D666,775 S \* 9/2012 Junker ..... D29/106  
D701,649 S \* 3/2014 Church ..... D29/107

\* cited by examiner

*Primary Examiner* — Ruth McInroy

(74) *Attorney, Agent, or Firm* — Thomas | Horstemeyer,  
LLP

(57) **CLAIM**

The ornamental design for a helmet, as shown and described.

**DESCRIPTION**

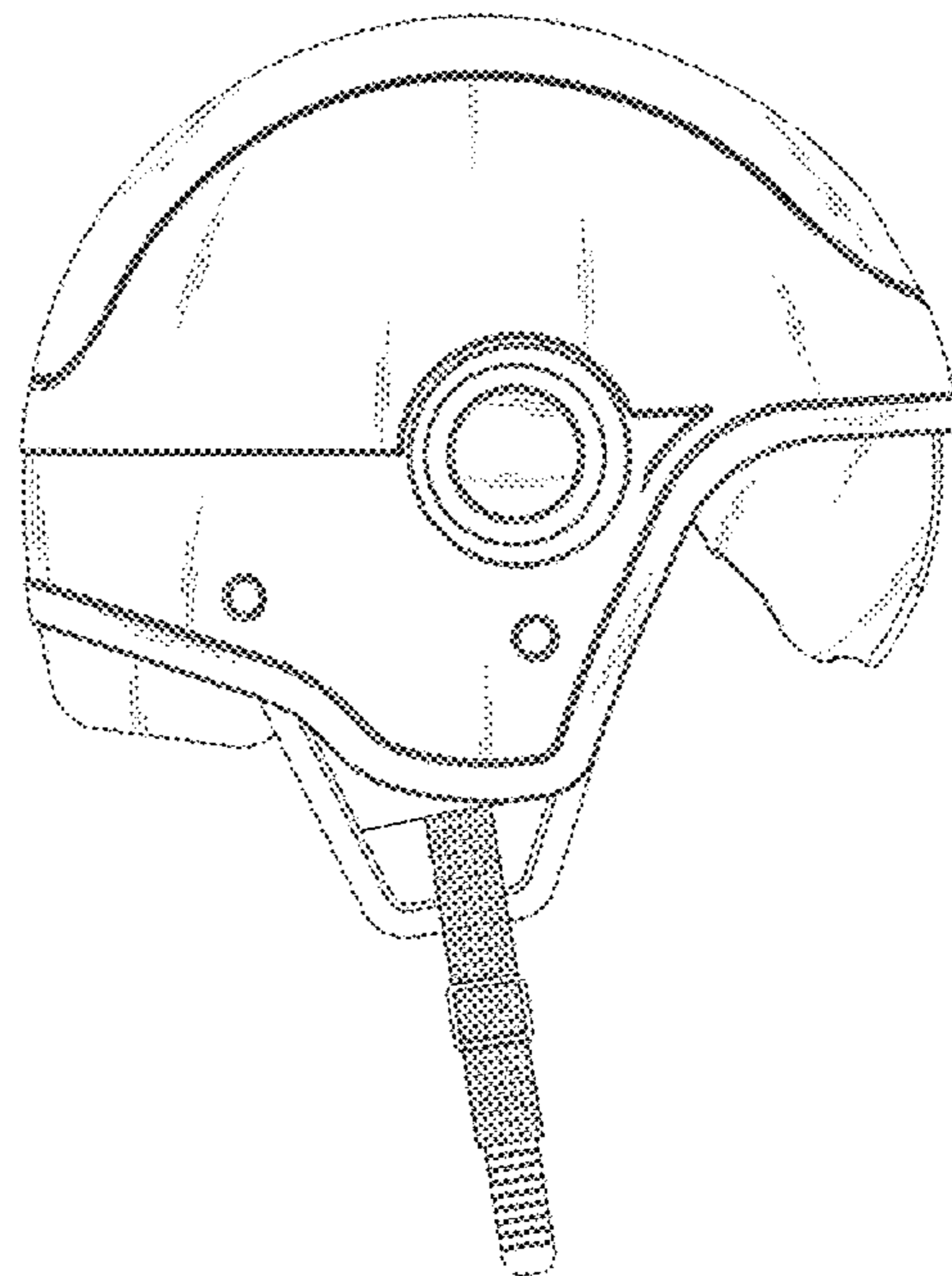
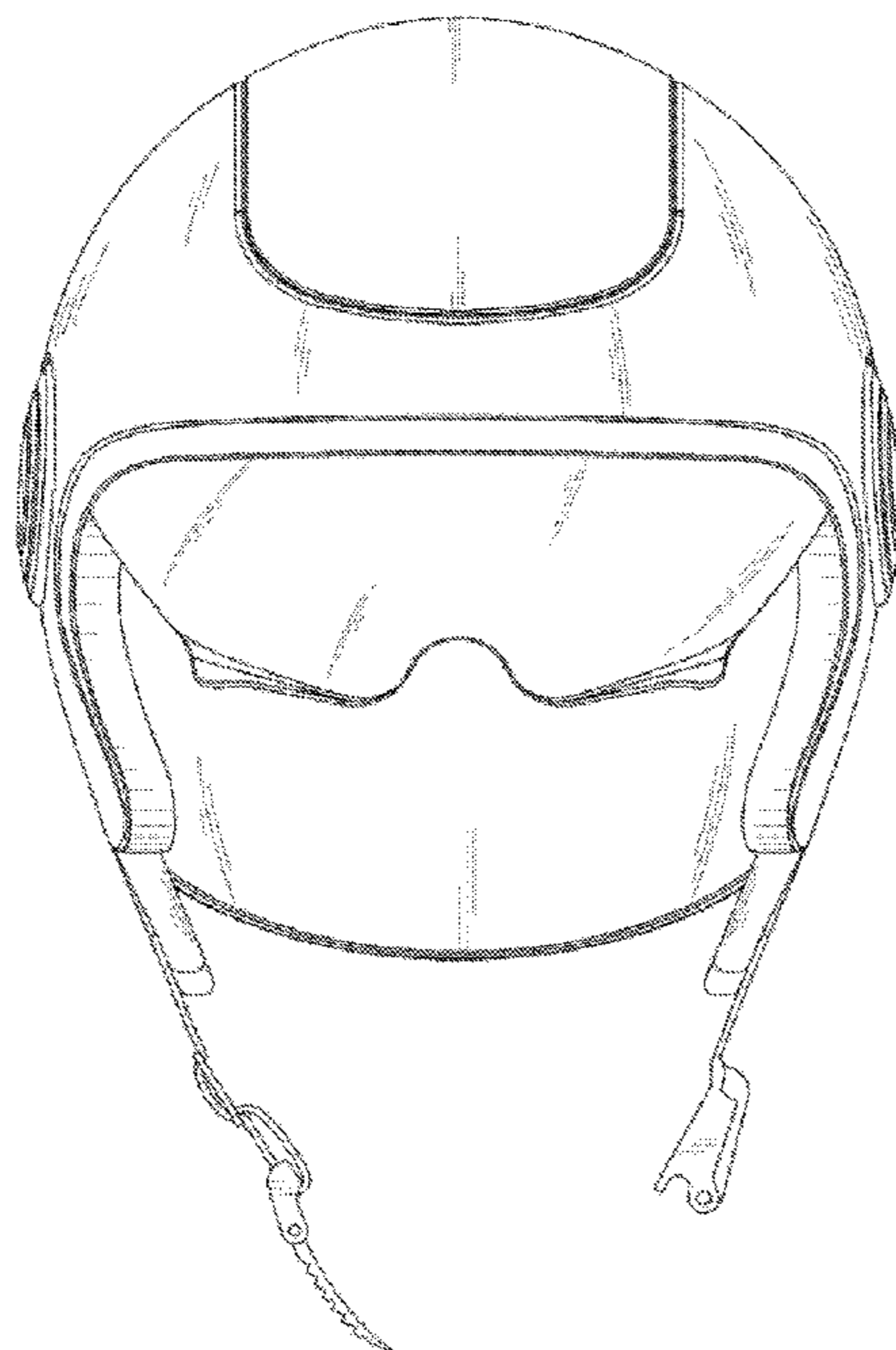
FIG. 1 is a front elevation view of a helmet showing my new design;

FIG. 2 is a left side elevation view thereof, the opposite side being a mirror image;

FIG. 3 is a rear elevation view thereof; and,

FIG. 4 is a top plan view thereof.

**1 Claim, 4 Drawing Sheets**






FIG. 1

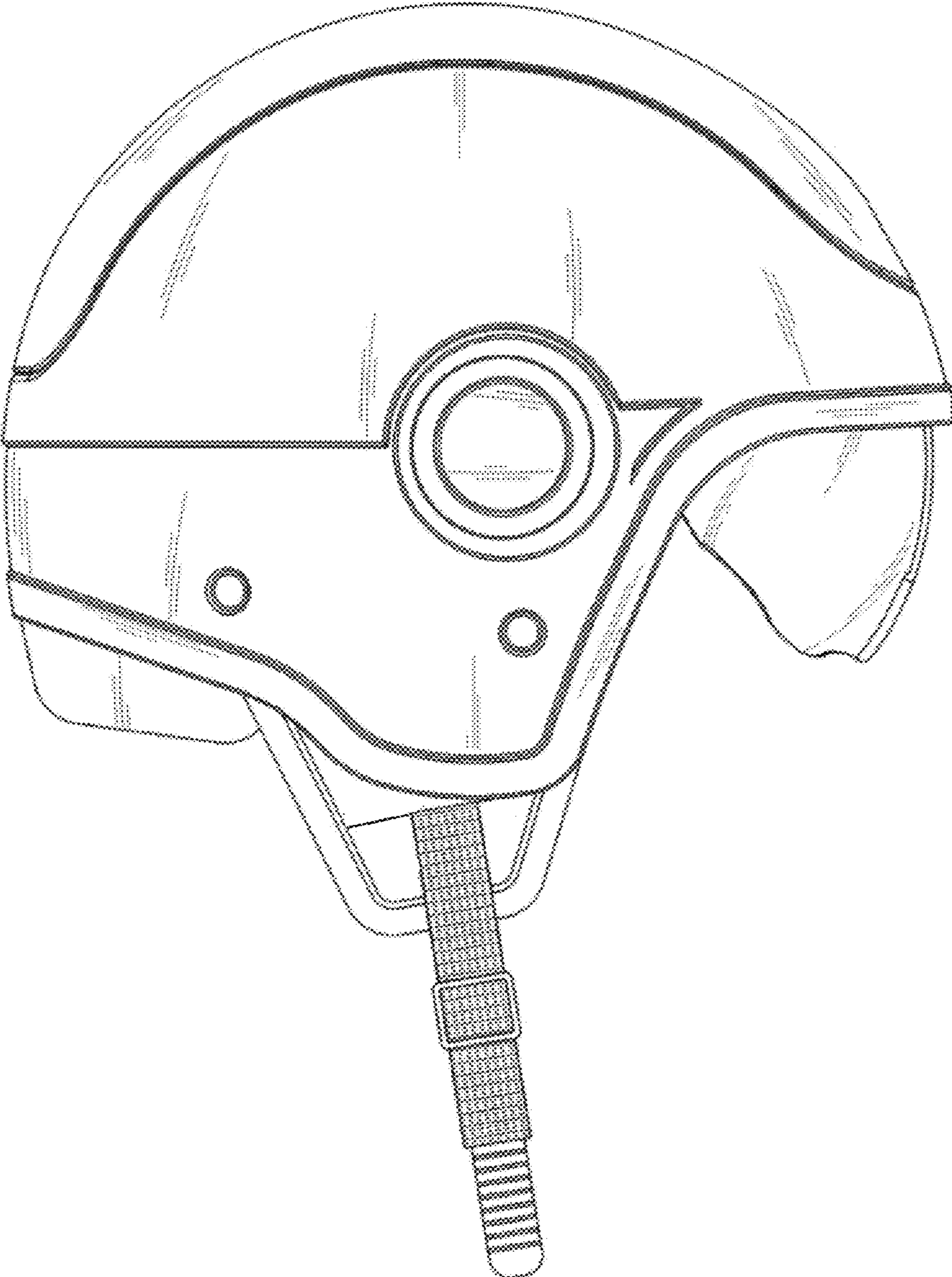


FIG. 2

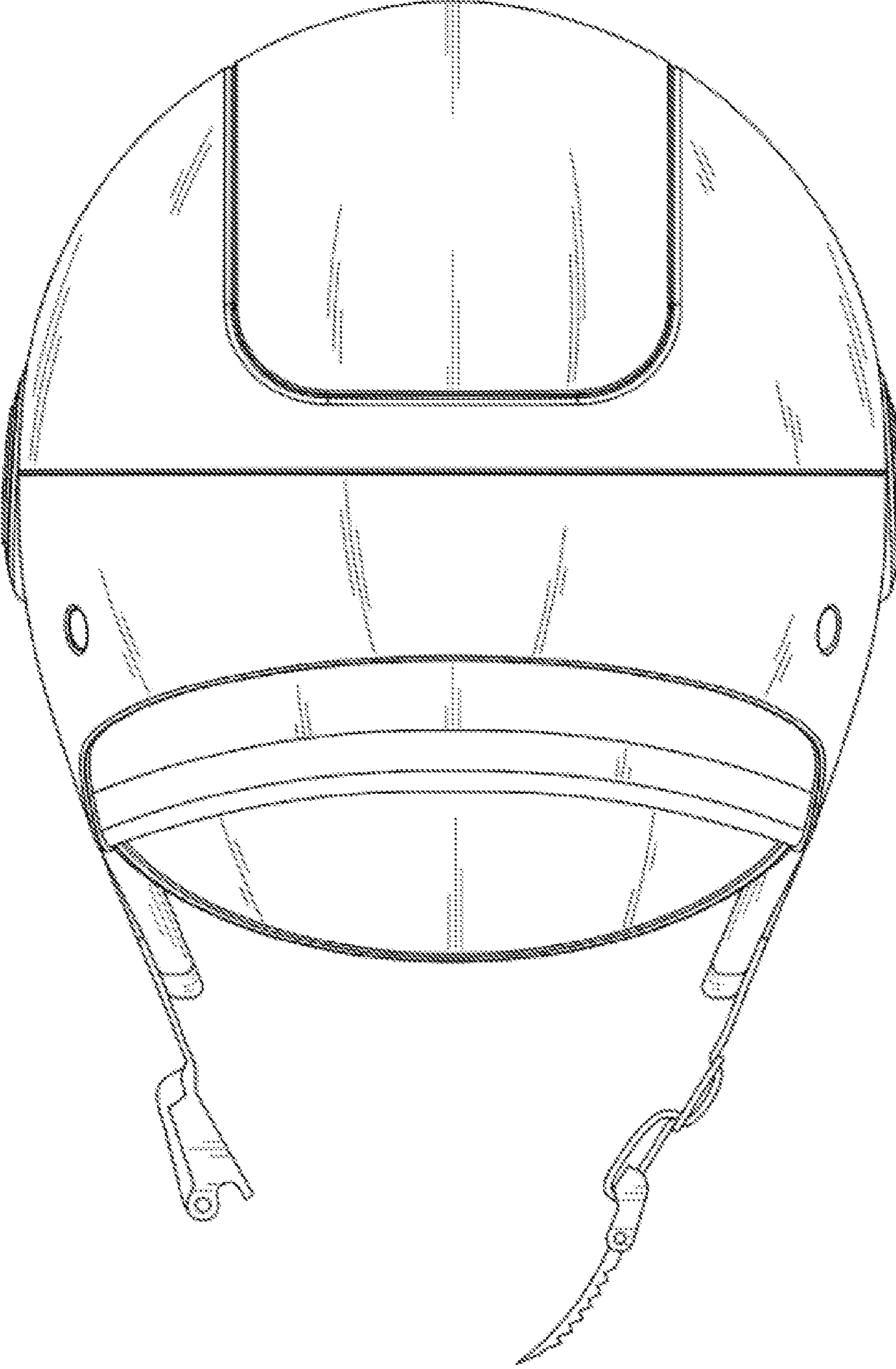


FIG. 3

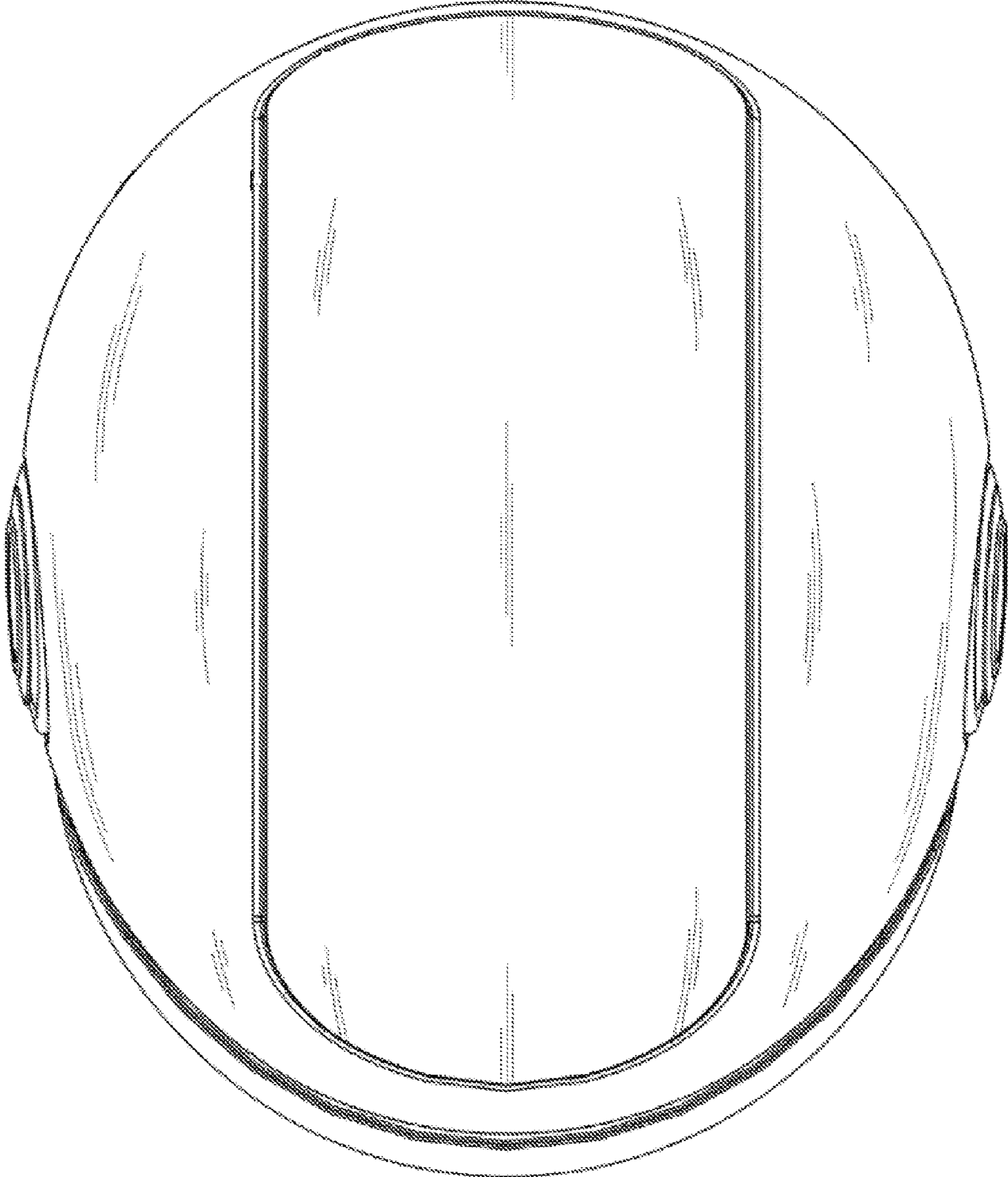


FIG. 4