



US00D766513S

(12) **United States Design Patent**  
**Sato et al.**

(10) **Patent No.:** **US D766,513 S**  
(45) **Date of Patent:** **\*\* Sep. 13, 2016**

(54) **WIG BASE**

(71) Applicant: **Aderans Company Limited**, Tokyo (JP)

(72) Inventors: **Takashi Sato**, Tokyo (JP); **Mutsumi Kawasaki**, Tokyo (JP)

(73) Assignee: **Aderans Company Limited** (JP)

(\*\*) Term: **14 Years**

(21) Appl. No.: **29/499,689**

(22) Filed: **Aug. 18, 2014**

**Related U.S. Application Data**

(62) Division of application No. 29/472,969, filed on Nov. 18, 2013.

(30) **Foreign Application Priority Data**

May 16, 2013	(JP)	2013-010799
May 16, 2013	(JP)	2013-010800
May 16, 2013	(JP)	2013-010801
May 16, 2013	(JP)	2013-010802
May 16, 2013	(JP)	2013-010803
May 16, 2013	(JP)	2013-010804

(51) **LOC (10) Cl.** ..... **28-04**

(52) **U.S. Cl.**  
USPC ..... **D28/92**

(58) **Field of Classification Search**  
USPC ..... D28/39-43, 92, 93; 132/53-56, 201  
CPC ..... A41G 3/0041; A41G 3/0083  
See application file for complete search history.

(56) **References Cited**

**U.S. PATENT DOCUMENTS**

2,438,005	A *	3/1948	Goldman	132/53
3,809,100	A *	5/1974	Megna	132/53

4,576,189	A *	3/1986	Regina	132/53
4,825,886	A	5/1989	Allen	
5,117,846	A	6/1992	Finamore et al.	
5,592,957	A	1/1997	Gazzerro et al.	
6,012,460	A *	1/2000	Kikuchi	132/53
6,170,491	B1	1/2001	Maekawa	
6,688,315	B1 *	2/2004	Harrison	132/201
7,537,014	B1 *	5/2009	Yoo	132/53
D680,273	S	4/2013	Hartwich	
8,925,559	B2 *	1/2015	Tiram	132/201

**FOREIGN PATENT DOCUMENTS**

JP	1164103	1/2003
JP	1164268	1/2003
JP	1164269	1/2003
JP	1317971	12/2007
JP	1347804	1/2009

\* cited by examiner

*Primary Examiner* — Zenia Bennett

(74) *Attorney, Agent, or Firm* — Saidman DesignLaw Group, LLC

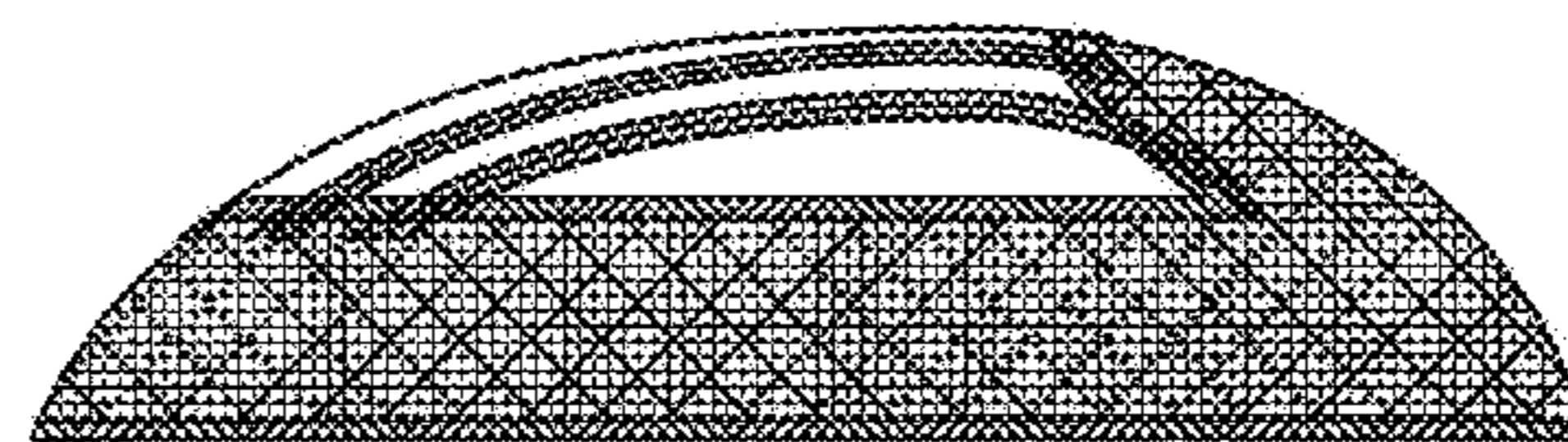
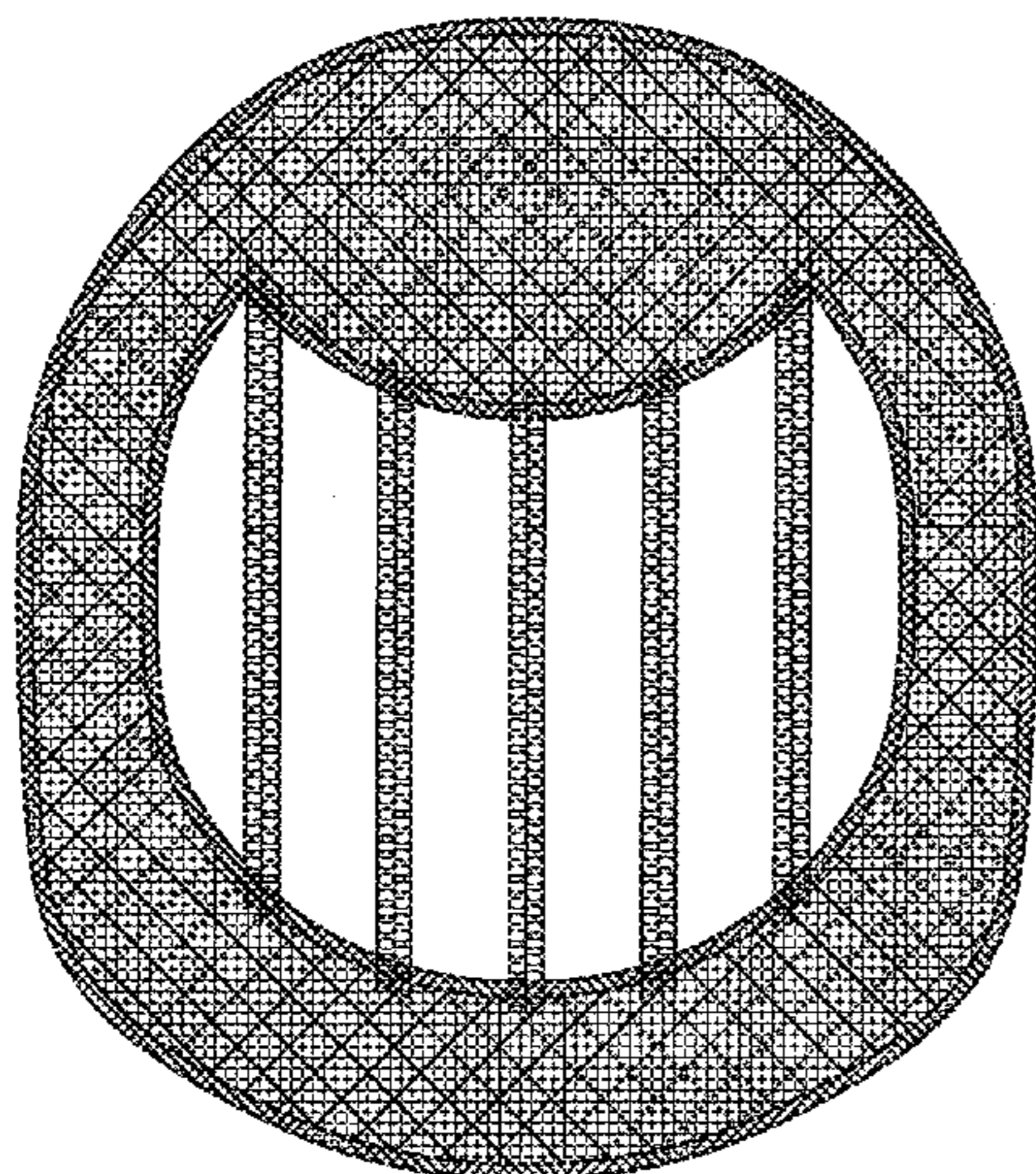
(57) **CLAIM**

The ornamental design for a wig base, as shown and described.

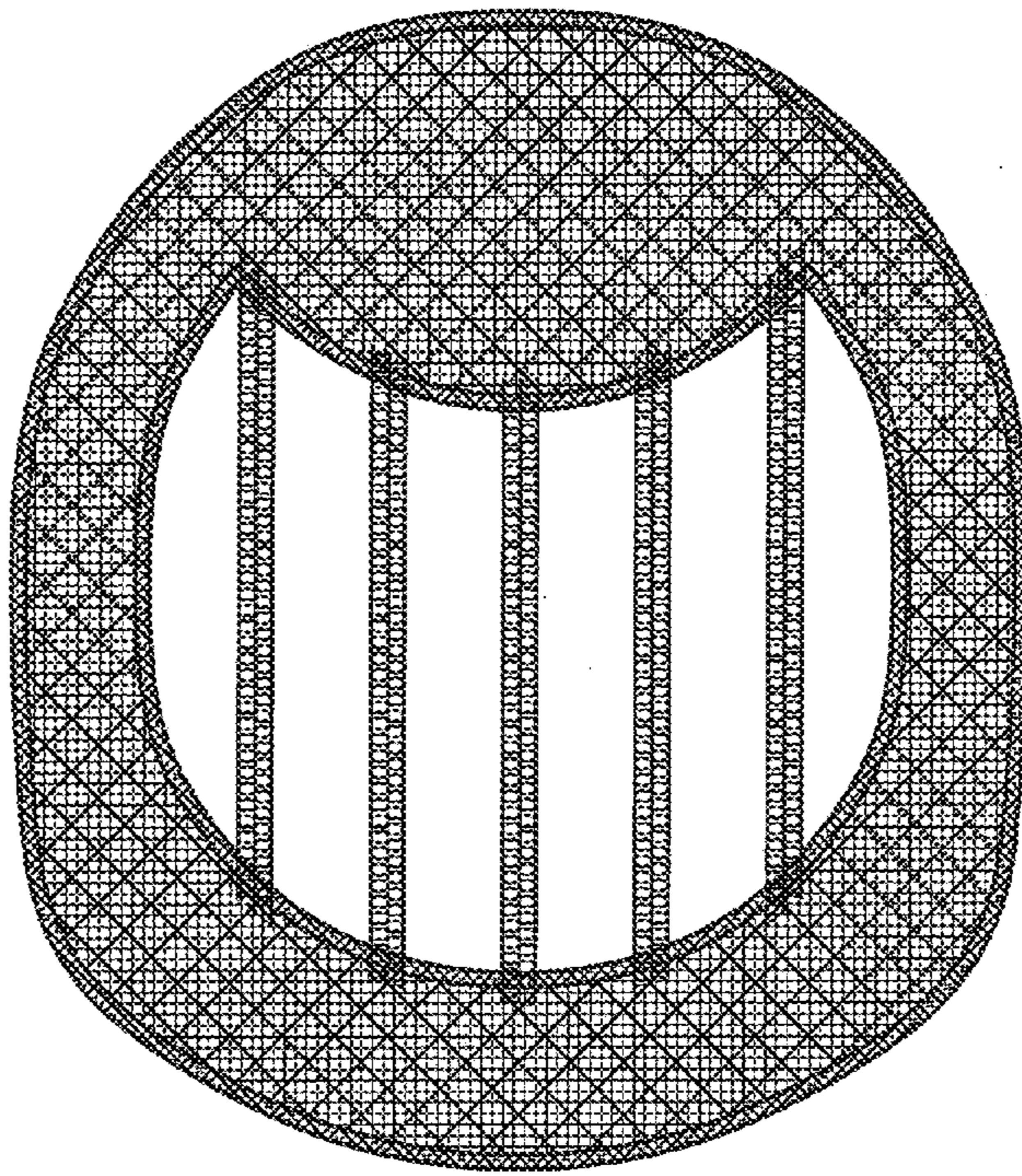
**DESCRIPTION**

FIG. 1 is a top plan view of a wig base according to our new design;  
FIG. 2 is a bottom plan view thereof;  
FIG. 3 is a front view thereof;  
FIG. 4 is a rear view thereof; and,  
FIG. 5 is a right side view thereof, opposite left side view being mirror image thereof.

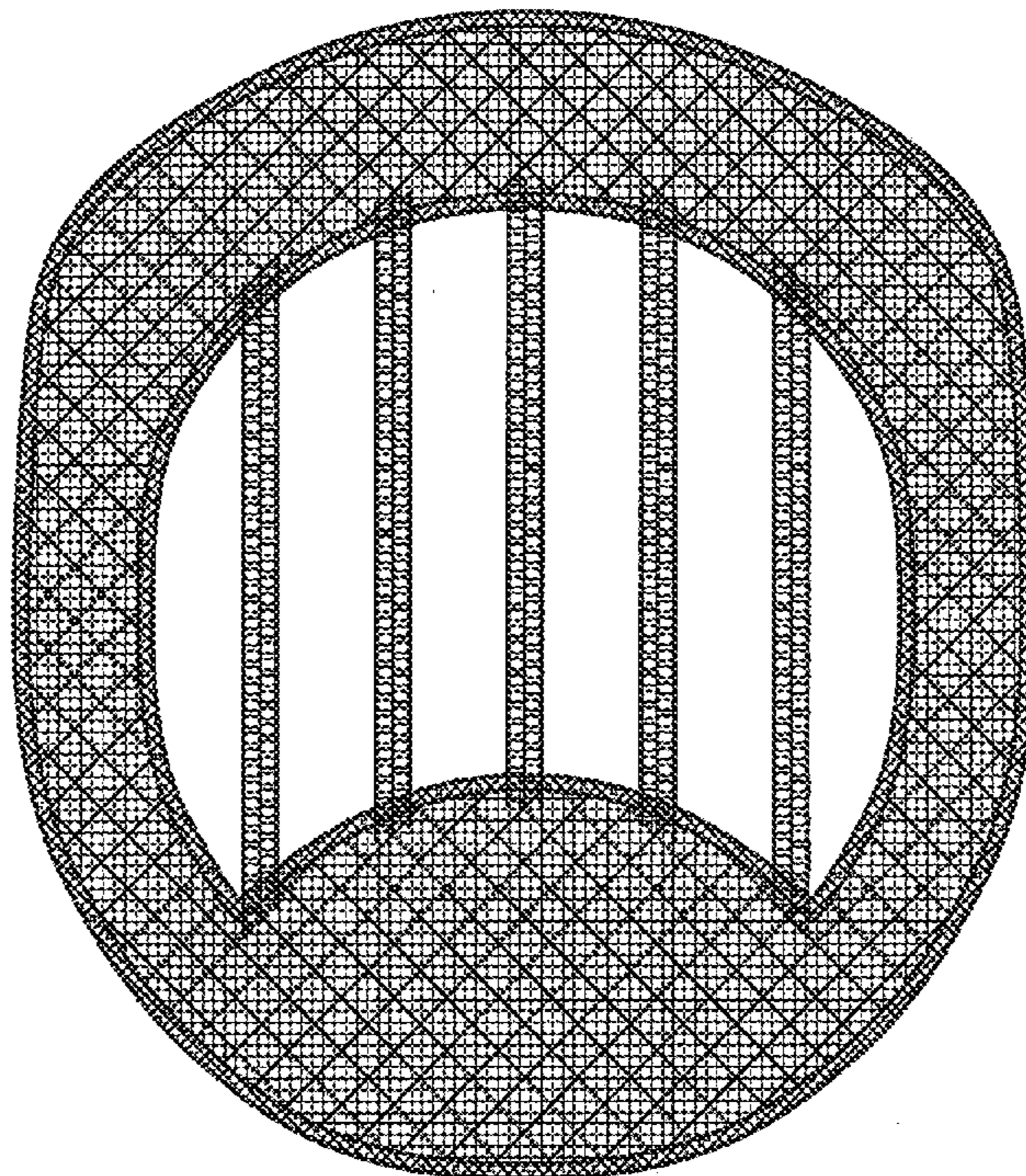
**1 Claim, 2 Drawing Sheets**



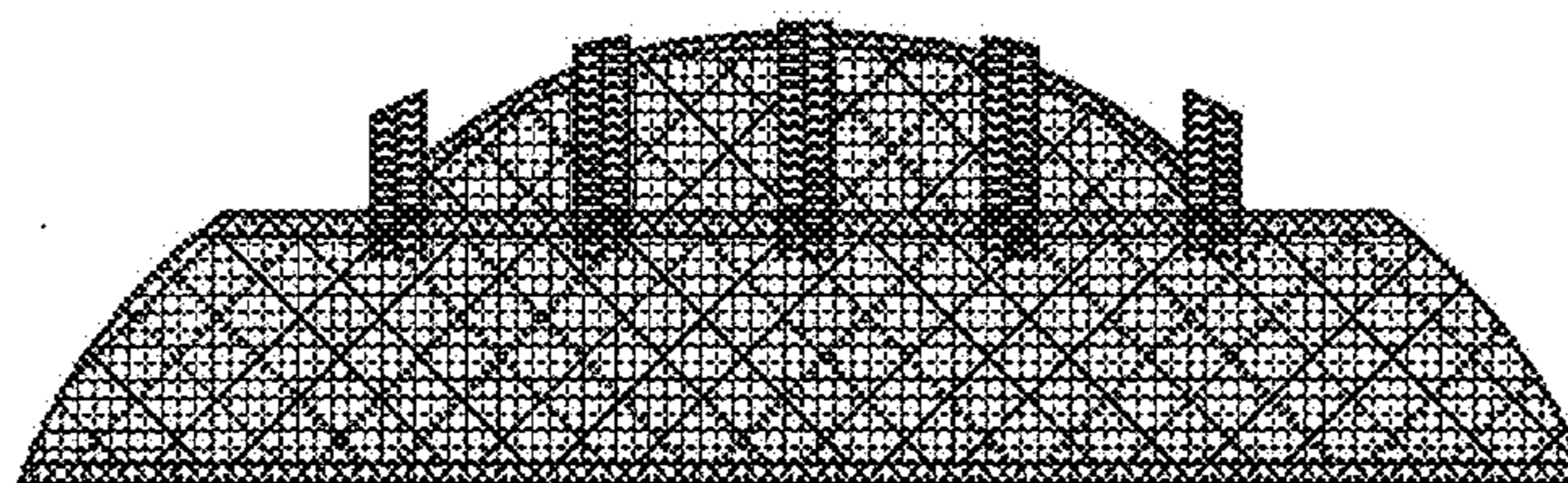
*Fig. 1*



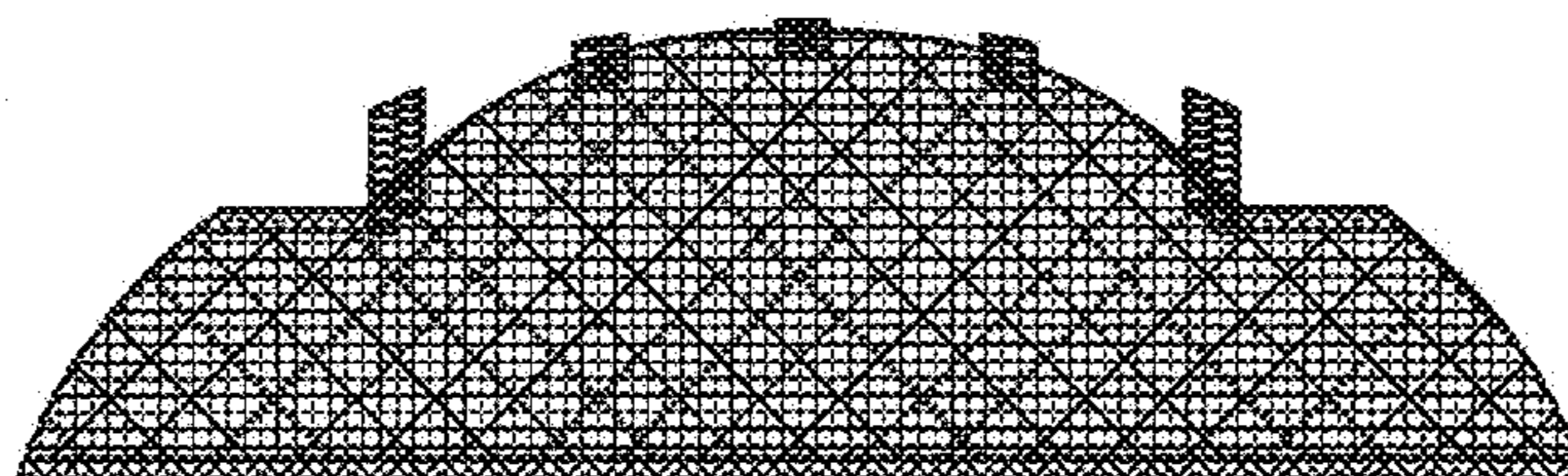
*Fig. 2*



*Fig. 3*



*Fig. 4*



*Fig. 5*

