

US00D766510S

(12) **United States Design Patent** (10) **Patent No.:** **US D766,510 S**
Bowser (45) **Date of Patent:** **** Sep. 13, 2016**

(54) **WALL-MOUNTED BACK SCRUBBER**
(71) Applicant: **Obie Bowser**, Tyler, TX (US)
(72) Inventor: **Obie Bowser**, Tyler, TX (US)

(**) Term: **15 Years**

(21) Appl. No.: **29/531,861**

(22) Filed: **Jun. 30, 2015**
(51) **LOC (10) Cl.** **28-03**
(52) **U.S. Cl.**
USPC **D28/63**
(58) **Field of Classification Search**
USPC D4/119, 121, 124, 120; D28/63;
D32/40, 43, 45, 35, 46; D6/608;
601/104, 104.92, 104.93, 159, 160,
601/161, 244.1, 209.1, 244.4; 4/596, 605,
4/606
CPC A47K 7/00; A47K 7/02; A47K 7/024;
A47K 7/026; A47K 7/03; A61B 21/4015;
A61H 2205/12; A61H 2205/125; A61H
35/006; A61H 7/002; A61H 2205/081
See application file for complete search history.

5,822,824 A 10/1998 Dion
D400,658 S * 11/1998 Mejia, Sr. D23/304
D409,337 S * 5/1999 Johnson, Jr. D28/63
6,526,618 B1 3/2003 Bolton
7,434,287 B1 10/2008 Borges
7,451,513 B2 * 11/2008 Torres A47K 7/024
15/21.1

7,467,438 B2 12/2008 Ryman
8,191,196 B2 * 6/2012 Aguilar A47K 7/024
15/160

D706,987 S * 6/2014 Rodriguez D28/63
D709,245 S * 7/2014 Zenthofer D28/63
D713,600 S * 9/2014 Chesser D28/63
D721,850 S * 1/2015 Pottinger D28/63
2006/0117513 A1 * 6/2006 Ryman A47K 7/024
15/244.3

2008/0250594 A1 * 10/2008 Green A47K 7/024
15/210.1

* cited by examiner

Primary Examiner — Susan Bennett Hattan
Assistant Examiner — Rebecca Tsehaye

(57) **CLAIM**
I claim the ornamental design for a wall-mounted back scrubber, as shown and described.

(56) **References Cited**
U.S. PATENT DOCUMENTS


D283,261 S * 4/1986 Walling D28/63
4,943,018 A 7/1990 Glaser
5,277,389 A * 1/1994 Ballares A47K 7/024
248/206.3

5,311,635 A 5/1994 Moore
D354,587 S * 1/1995 Bush, Sr. D28/63
5,561,869 A * 10/1996 Sarel A47K 7/046
4/606

DESCRIPTION

FIG. 1 is a front view of the wall-mounted back scrubber.
FIG. 2 is a back view of the claimed design.
FIG. 3 is a side view of the claimed design.
FIG. 4 is a top view of the claimed design.
FIG. 5 is a bottom view of the claimed design; and,
FIG. 6 is a perspective view of the claimed design.

1 Claim, 5 Drawing Sheets






FIG. 1

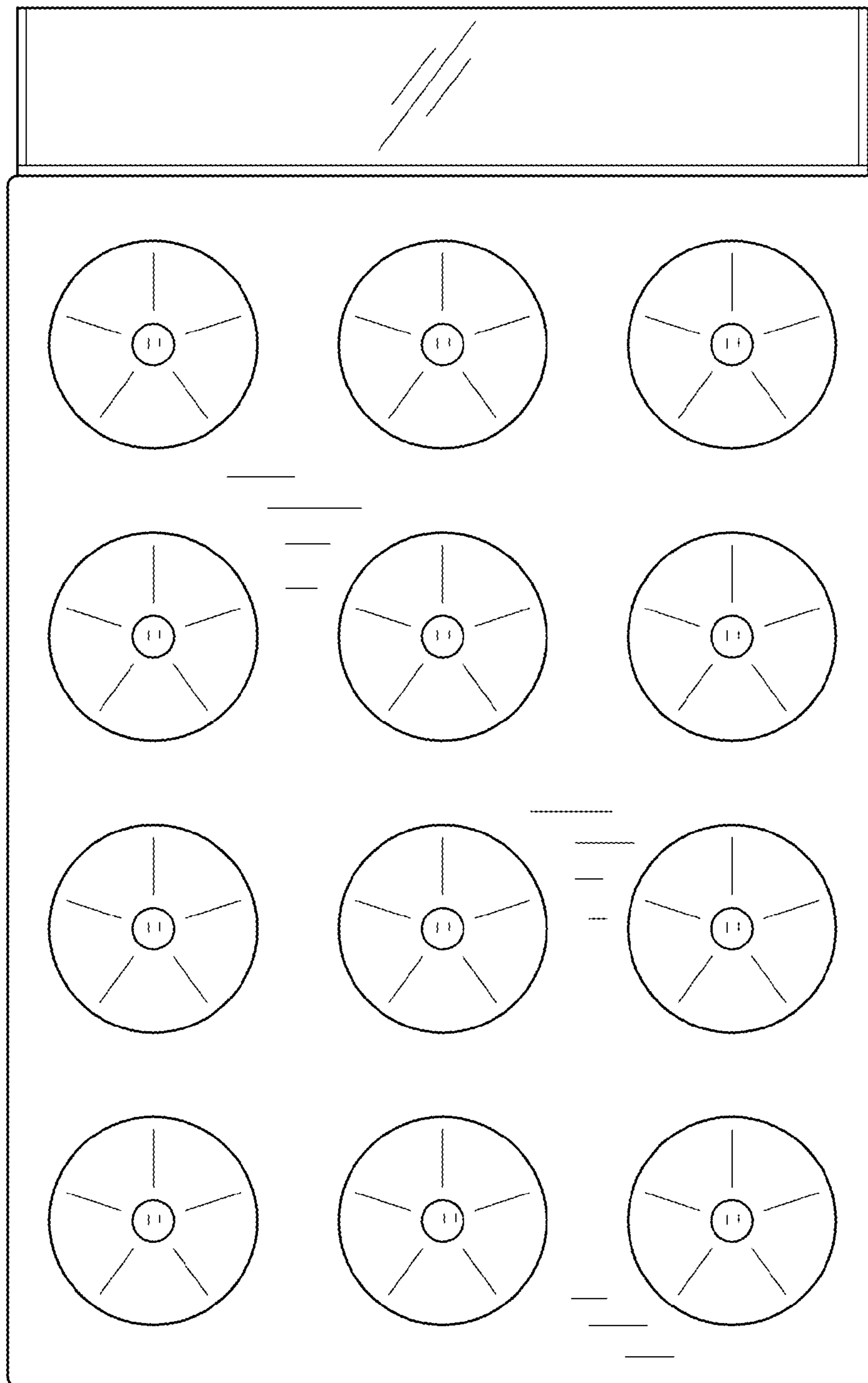


FIG. 2

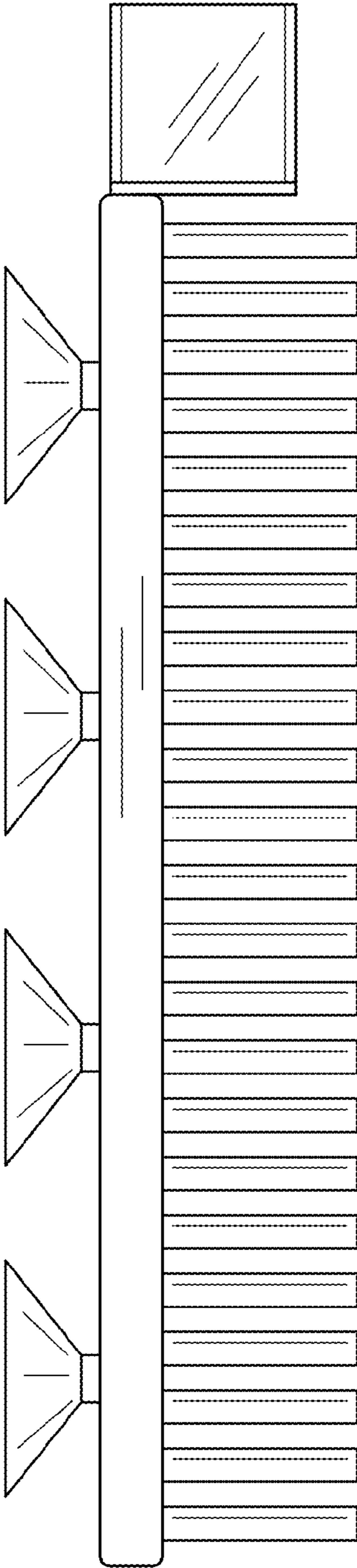


FIG. 3

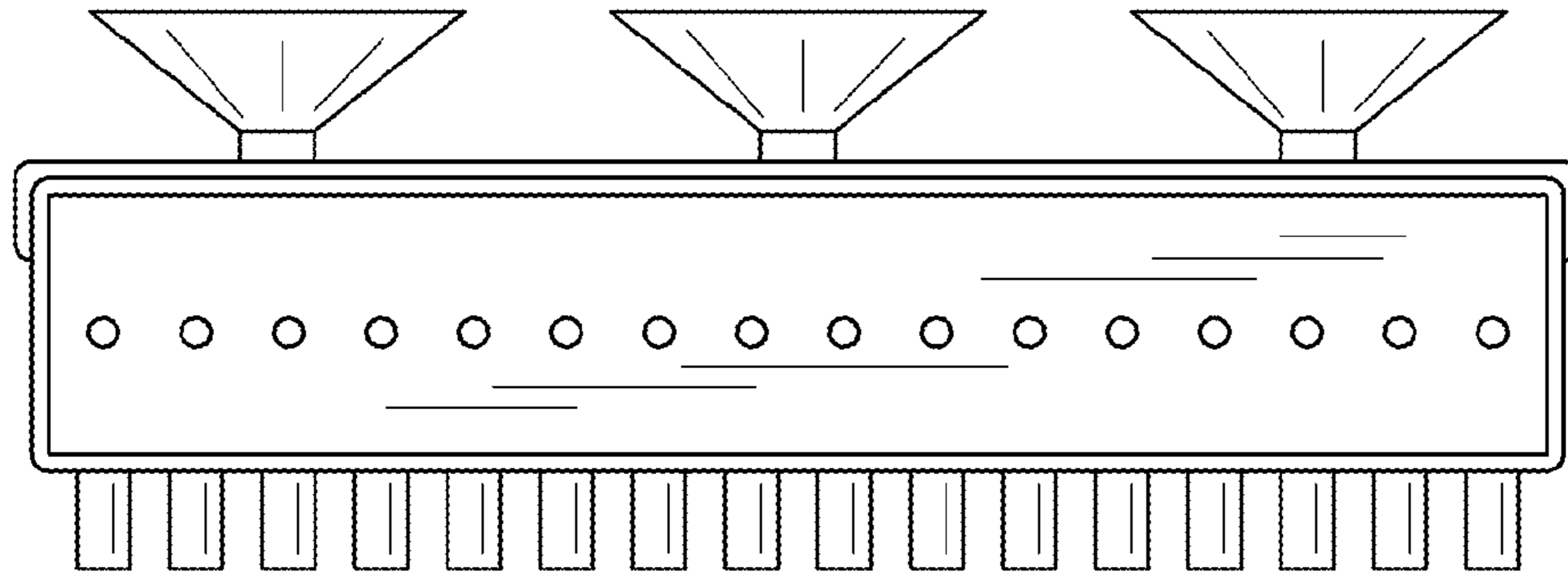


FIG. 4

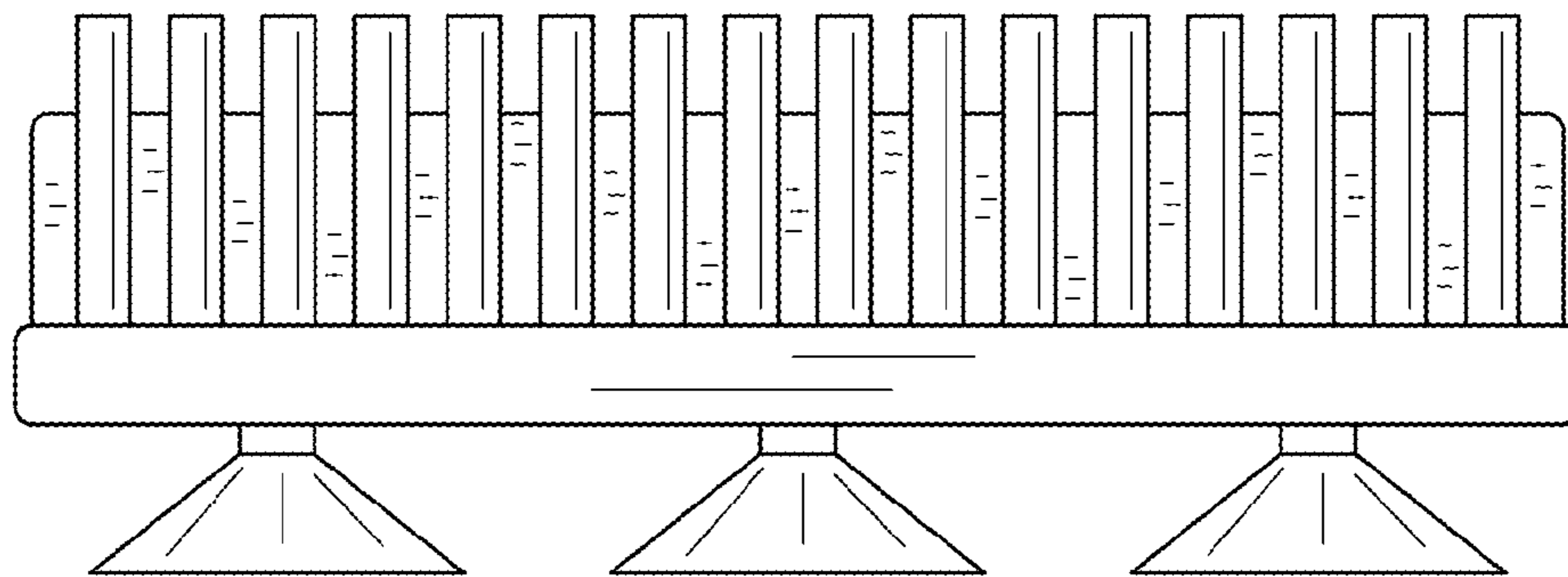


FIG. 5

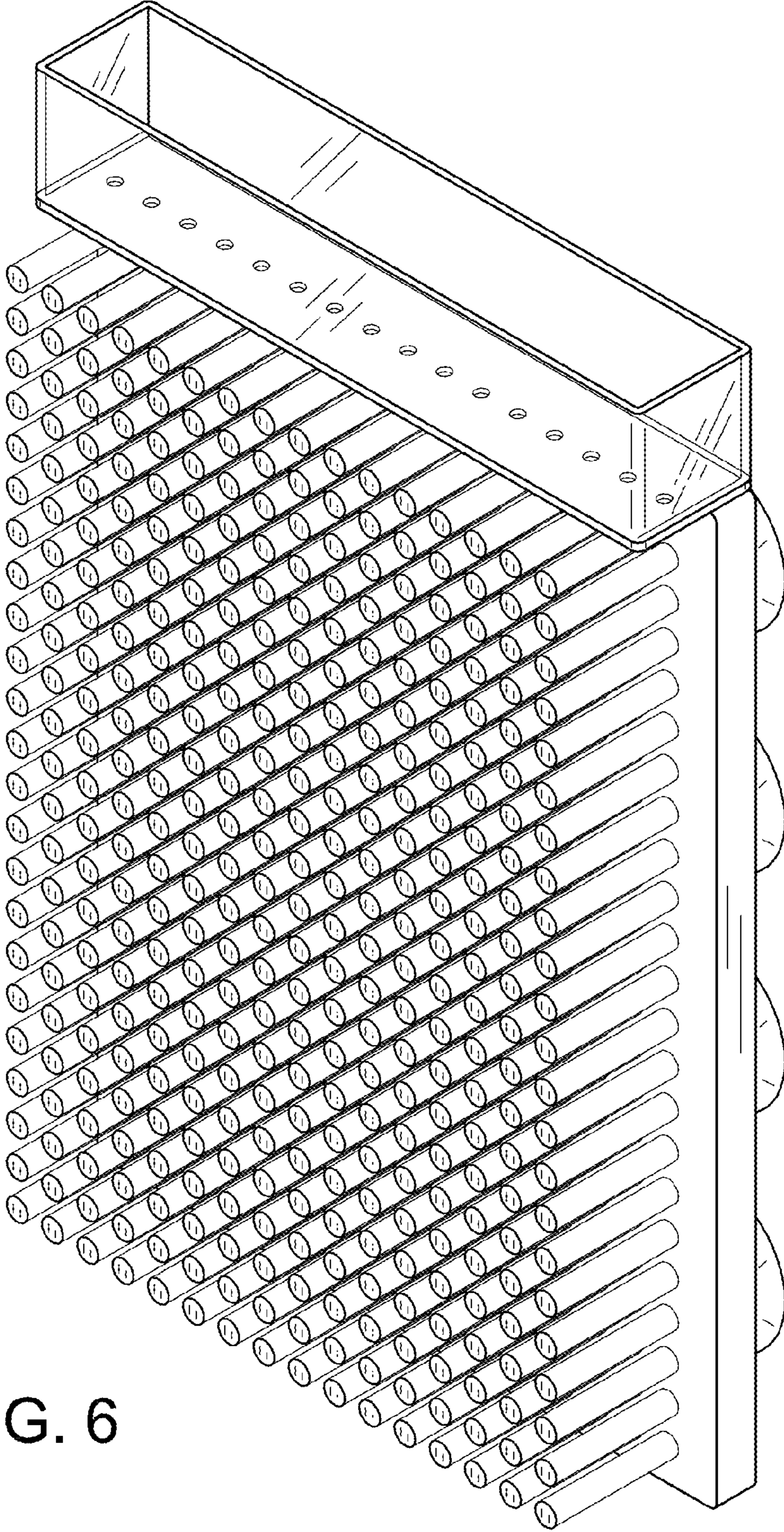


FIG. 6