

US00D766475S

(12) **United States Design Patent**  
**Kuriki et al.**

(10) **Patent No.:** **US D766,475 S**  
(45) **Date of Patent:** **\*\* Sep. 13, 2016**

(54) **HEAD LAMP FOR A MOTORCYCLE**

(71) Applicant: **HONDA MOTOR CO., LTD.**, Tokyo (JP)

(72) Inventors: **Daisuke Kuriki**, Wako (JP); **Kanya Takigawa**, Wako (JP)

(73) Assignee: **HONDA MOTOR CO., LTD.**, Tokyo (JP)

(\*\*) Term: **14 Years**

(21) Appl. No.: **29/523,794**

(22) Filed: **Apr. 14, 2015**

(30) **Foreign Application Priority Data**

Oct. 17, 2014 (JP) ..... 2014-023348

(51) **LOC (10) Cl.** ..... **26-06**

(52) **U.S. Cl.**  
USPC ..... **D26/28**

(58) **Field of Classification Search**

USPC ..... D26/28-36; 362/61, 80-83, 267-269,  
362/459-468, 475-478, 485-487  
CPC ..... F21S 48/00; F21S 48/10; F21S 48/115;  
F21S 48/145; F21S 48/1109; F21S 48/1168;  
F21S 48/1186; B60Q 1/2607; B60Q 1/28;  
B62J 6/00

See application file for complete search history.

(56) **References Cited**

**U.S. PATENT DOCUMENTS**

D464,747 S \* 10/2002 Kokubu ..... D26/28  
D500,564 S \* 1/2005 Uemoto ..... D26/28

D539,948 S \* 4/2007 Katagiri ..... D26/28  
D575,426 S \* 8/2008 Ohashi ..... D26/28  
D588,719 S \* 3/2009 Longpre ..... D26/28  
D601,728 S \* 10/2009 Kogo ..... D26/28  
D617,020 S \* 6/2010 Ishiguri ..... D26/28  
D617,021 S \* 6/2010 Ishiguri ..... D26/28

\* cited by examiner

*Primary Examiner* — Marcus Jackson

(74) *Attorney, Agent, or Firm* — Westerman, Hattori, Daniels & Adrian, LLP

(57) **CLAIM**

The ornamental design for a headlamp for a motorcycle, as shown and described.

**DESCRIPTION**

FIG. 1 is a perspective view from a front and left side of a headlamp for a motorcycle;  
FIG. 2 is a perspective view from a rear and left side thereof;  
FIG. 3 is a perspective view from a front and right side thereof;  
FIG. 4 is a perspective view from a rear and right side thereof;  
FIG. 5 is a left side view thereof;  
FIG. 6 is a right side view thereof;  
FIG. 7 is a front view thereof;  
FIG. 8 is a rear view thereof;  
FIG. 9 is a top plan view thereof;  
FIG. 10 is a bottom plan view thereof;  
FIG. 11 is an enlarged front view; and,  
FIG. 12 is an enlarged perspective front and left side view. The broken lines shown in the drawings illustrate portions of the headlamp for a motorcycle that form no part of claimed design.

**1 Claim, 12 Drawing Sheets**




FIG. 1




FIG. 2





FIG. 3




FIG. 4



FIG. 5




FIG. 6




FIG. 7






FIG. 8

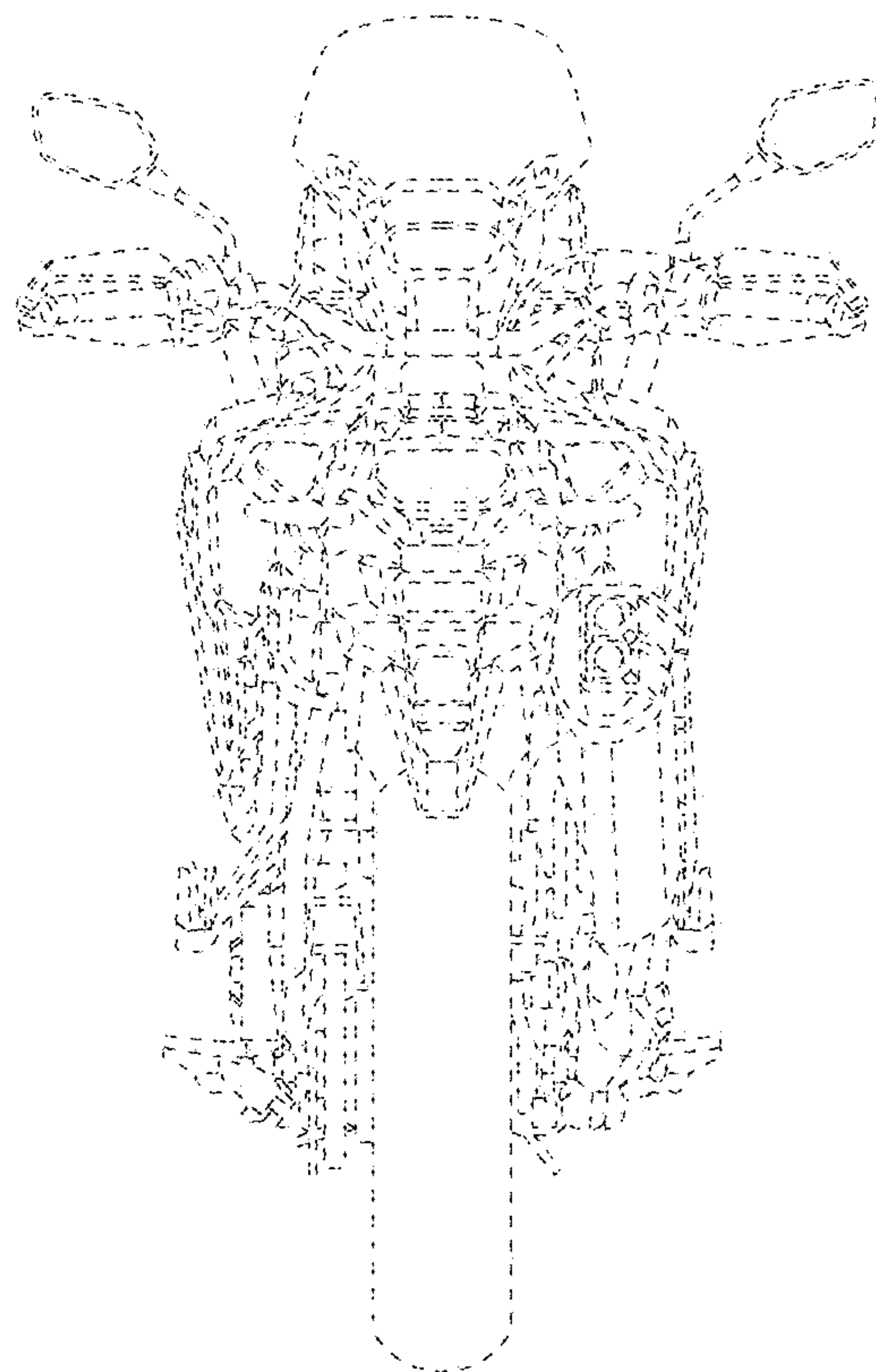


FIG. 9

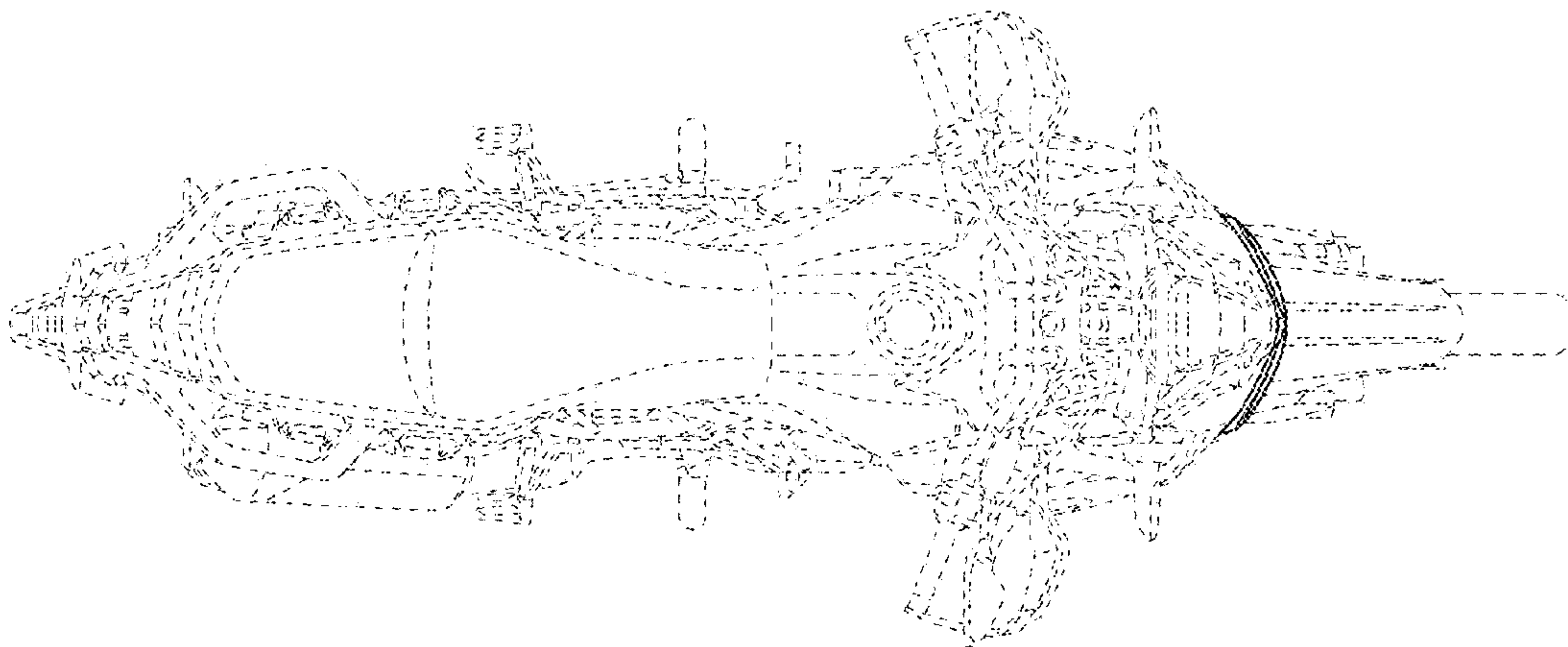


FIG. 10

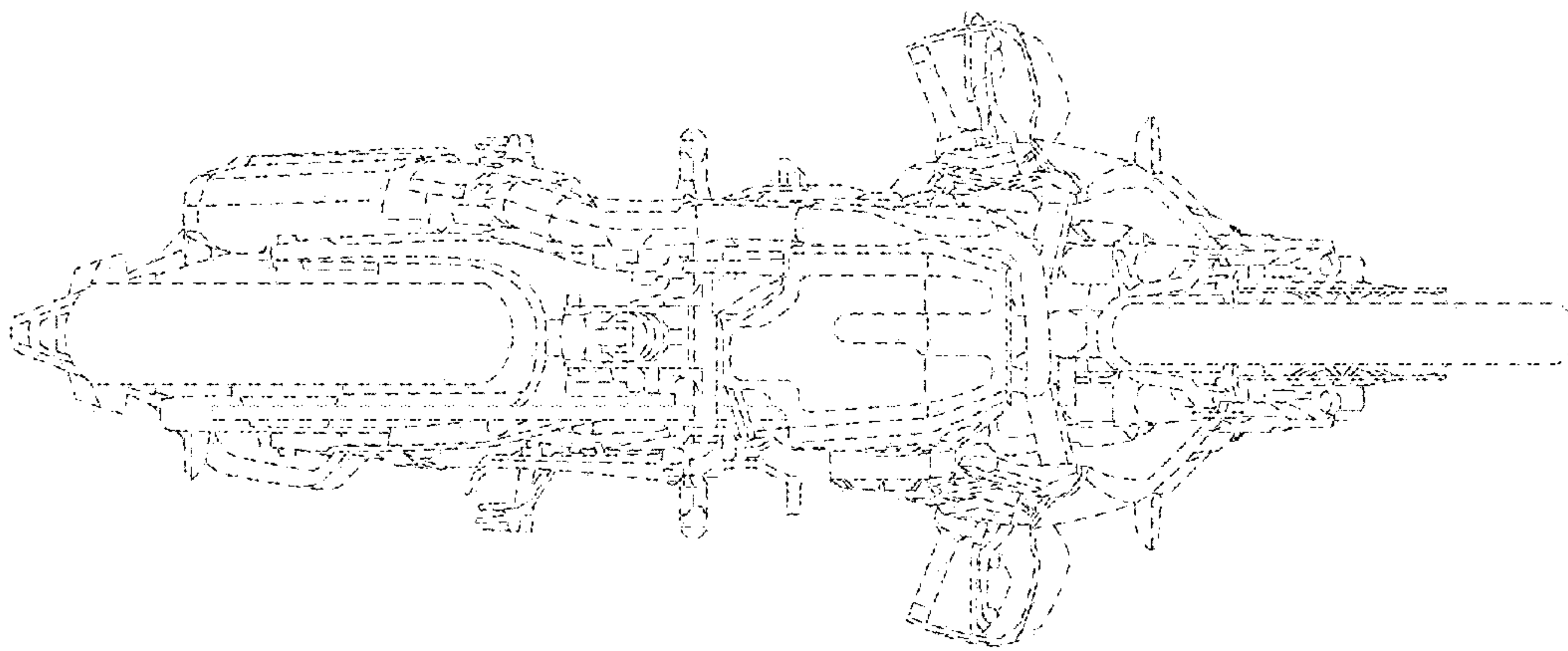


FIG. 11






FIG. 12

