

US00D766466S

(12) **United States Design Patent** (10) **Patent No.:** **US D766,466 S**
Leitch (45) **Date of Patent:** **** *Sep. 13, 2016**

- (54) **SHINGLE**
- (71) Applicant: **Building Materials Investment Corporation, Dallas, TX (US)**
- (72) Inventor: **Olan Leitch, Bakersfield, CA (US)**
- (73) Assignee: **Building Materials Investment Corporation, Dallas, TX (US)**
- (*) Notice: This patent is subject to a terminal disclaimer.
- (**) Term: **14 Years**
- (21) Appl. No.: **29/520,317**
- (22) Filed: **Mar. 13, 2015**
- (51) **LOC (10) Cl.** **25-01**
- (52) **U.S. Cl.**
USPC **D25/139**
- (58) **Field of Classification Search**
USPC D25/139-144; 52/518-521, 523-524, 52/539, 554-555, 557
CPC E04D 1/00; E04D 1/123; E04D 1/26; E04D 1/30; E04D 2001/005; E04F 13/0864
See application file for complete search history.

1,511,732 A *	10/1924	Kromenaker	E04D 1/26
				52/523
1,604,339 A *	10/1926	Cumfer	E04D 1/26
				52/519
1,688,917 A	10/1928	Busha		
1,700,774 A	2/1929	Rahr et al.		
1,732,403 A	10/1929	Harris et al.		
D83,704 S	3/1931	Stark		
1,846,635 A *	2/1932	Finley	E04D 1/26
				229/75
1,894,614 A	1/1933	Wettlaufer		
1,898,990 A	2/1933	Harshberger		
1,945,485 A *	1/1934	Harshberger	E04D 1/26
				428/155
1,975,487 A	10/1934	Topping		
1,980,053 A	11/1934	Harshberger		
1,993,134 A	3/1935	Ford		
2,013,391 A	9/1935	Searls		
2,027,029 A	1/1936	Eckert		
RE19,903 E	3/1936	Harshberger		
2,064,473 A	12/1936	Holdsworth		

(Continued)

OTHER PUBLICATIONS

CertainTeed Shingle Applicator's Manual: Presidential Shake and Presidential Shake TL, <http://www.certainteed.com/resources/PresidentialShakeTLInstall.pdf> (undated).

Primary Examiner — Catheri Oliver-Garcia
Assistant Examiner — Rebekah A Caruso
(74) *Attorney, Agent, or Firm* — Fitzpatrick, Cella, Harper & Scinto

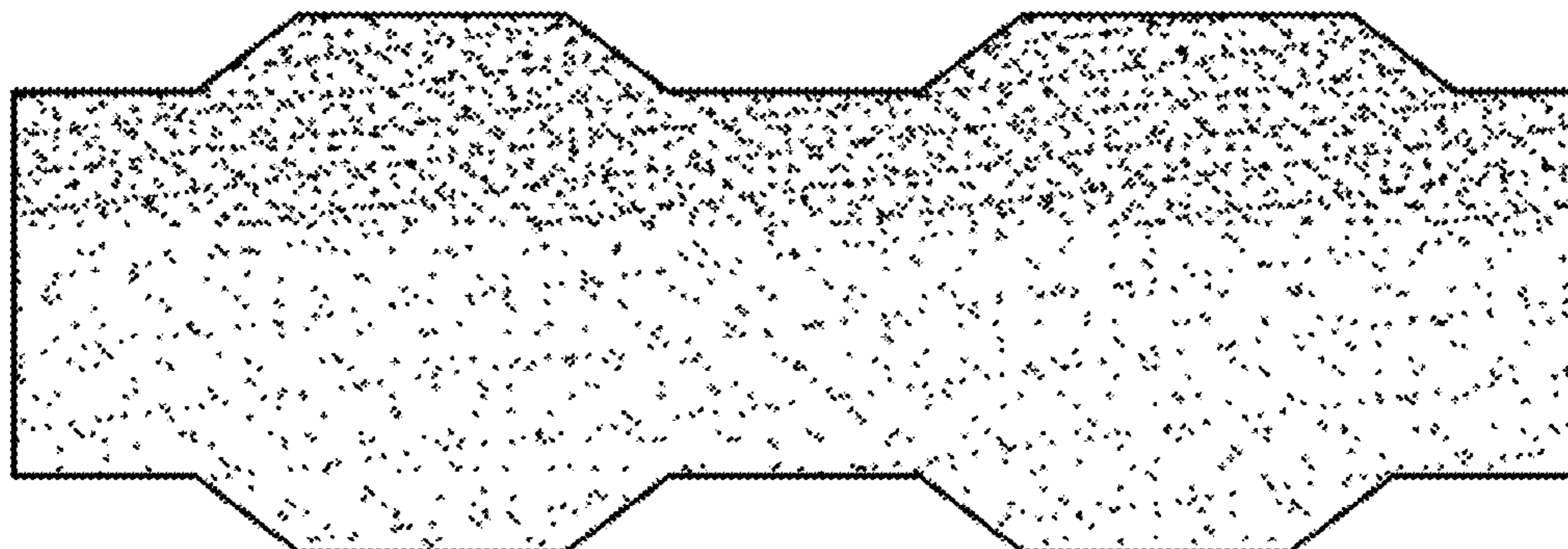
(57) **CLAIM**
The ornamental design for a shingle, as shown and described.

DESCRIPTION

FIG. 1 is a top plan view of a shingle;
FIG. 2 is a front elevation thereof;
FIG. 3 is a rear elevation thereof;
FIG. 4 is a right side view thereof;
FIG. 5 is a perspective view thereof; and,
FIG. 6 is a bottom plan view thereof.

1 Claim, 2 Drawing Sheets

- (56) **References Cited**
- U.S. PATENT DOCUMENTS**
- 1,243,064 A 10/1917 Heppes
- D53,015 S * 2/1919 Overbury D25/139
- 1,326,899 A 1/1920 Abraham
- D56,106 S * 8/1920 Russell D25/139
- 1,402,361 A 1/1922 Hose
- RE15,280 E 2/1922 Abraham
- 1,412,295 A 4/1922 Speer
- 1,415,758 A 5/1922 Abraham
- 1,442,614 A * 1/1923 Hooker E04D 1/26
-
-
-
- 1,445,161 A 2/1923 Ott
- 1,473,919 A 11/1923 Abraham
- 1,475,551 A 11/1923 Overbury



(56)

References Cited

U.S. PATENT DOCUMENTS

2,087,595 A	7/1937	Goslin		4,499,702 A	2/1985	Turner	
D107,209 S *	11/1937	Batell	D25/139	4,527,374 A	7/1985	Corbin	
2,106,396 A	2/1938	Smith		D317,506 S	6/1991	Jenkins et al.	
2,113,644 A *	4/1938	Bollaert	E04D 1/265	5,375,387 A	12/1994	Davenport	
			52/518	5,421,134 A	6/1995	Hannah et al.	
2,139,820 A *	12/1938	Graham	A61B 3/02	D366,124 S	1/1996	Hannah et al.	
			52/557	5,853,858 A	12/1998	Bondoc	
2,161,440 A	6/1939	Venrick		5,939,169 A	8/1999	Bondoc et al.	
2,162,886 A	6/1939	Hamlin		6,058,670 A	5/2000	Sieling et al.	
2,199,760 A	5/1940	Schuetz		D484,992 S	1/2004	Rodrigues	
2,205,679 A	6/1940	Ames, Jr.		6,679,308 B2	1/2004	Becker et al.	
2,272,032 A	2/1942	Brown		6,920,730 B2	7/2005	Becker et al.	
2,316,093 A	4/1943	MacNutt		6,990,779 B2	1/2006	Kiik et al.	
2,687,701 A	8/1954	Abraham		7,510,622 B2	3/2009	Kalanoglu et al.	
3,407,556 A	10/1968	Leibbrook		7,607,275 B2	10/2009	Elliot et al.	
3,919,823 A	11/1975	Bradley		9,057,194 B2	6/2015	Jenkins et al.	
4,195,461 A *	4/1980	Thiis-Evensen	E04D 1/26	2003/0172611 A1 *	9/2003	Coco	E04D 1/26
			52/309.5				52/554
4,274,243 A	6/1981	Corbin et al.		2004/0182032 A1	9/2004	Koschitzky	
4,333,279 A	6/1982	Corbin et al.		2004/0206012 A1	10/2004	Pressutti et al.	
4,434,589 A	3/1984	Freiborg		2007/0068108 A1	3/2007	Kiik et al.	
				2011/0185668 A1	8/2011	Kiik et al.	
				2013/0160389 A1	6/2013	Leitch	

* cited by examiner

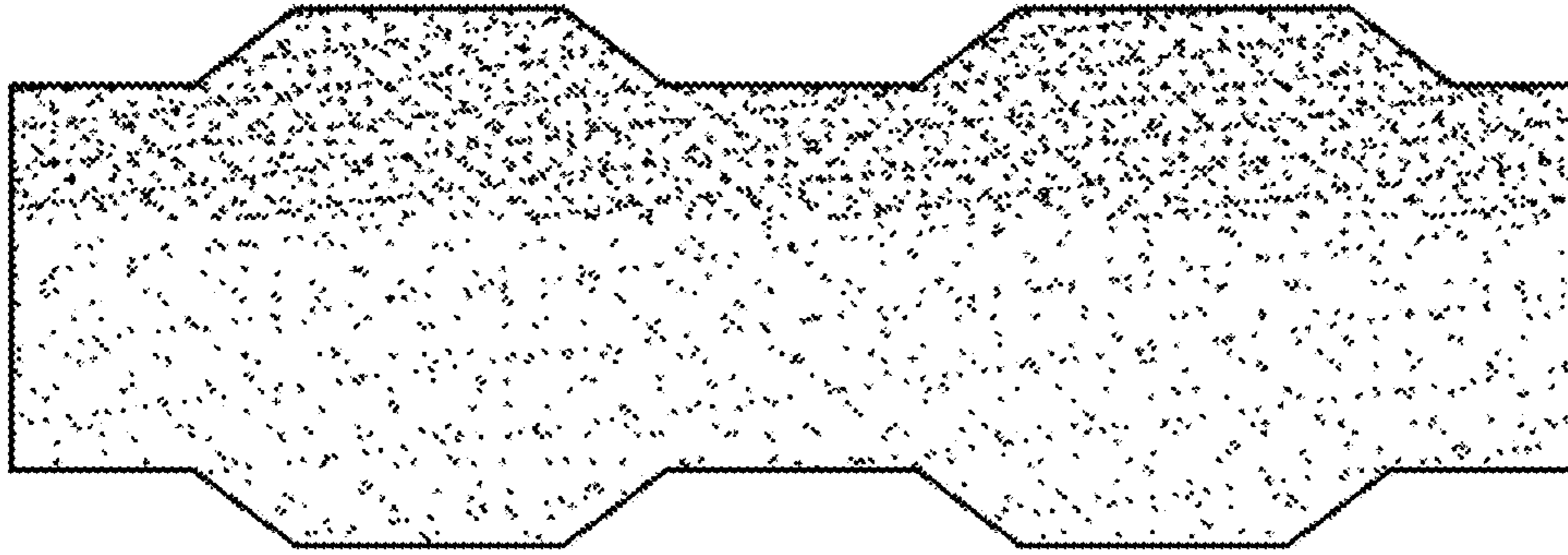


FIG. 1



FIG. 2



FIG. 3



FIG. 4

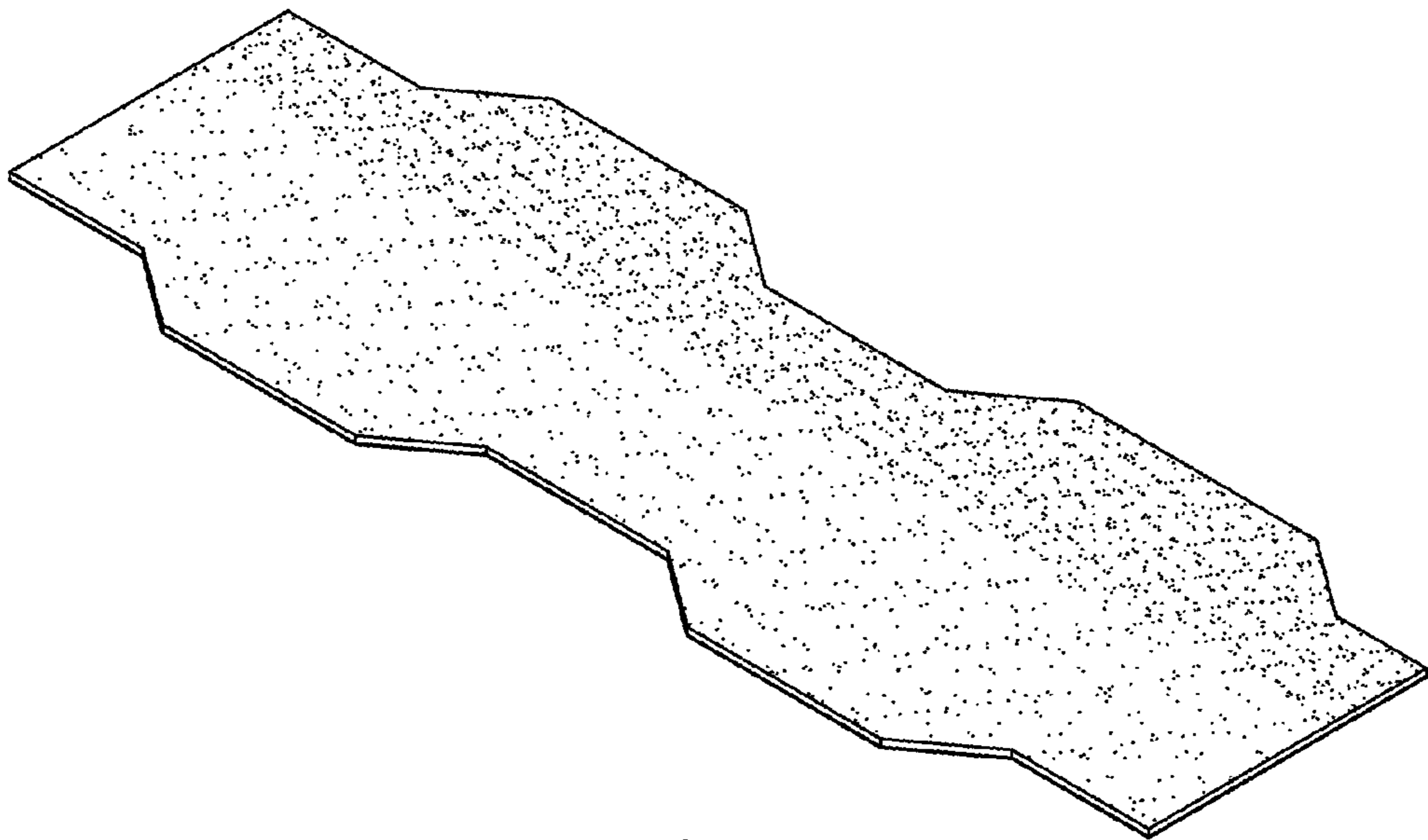


FIG. 5

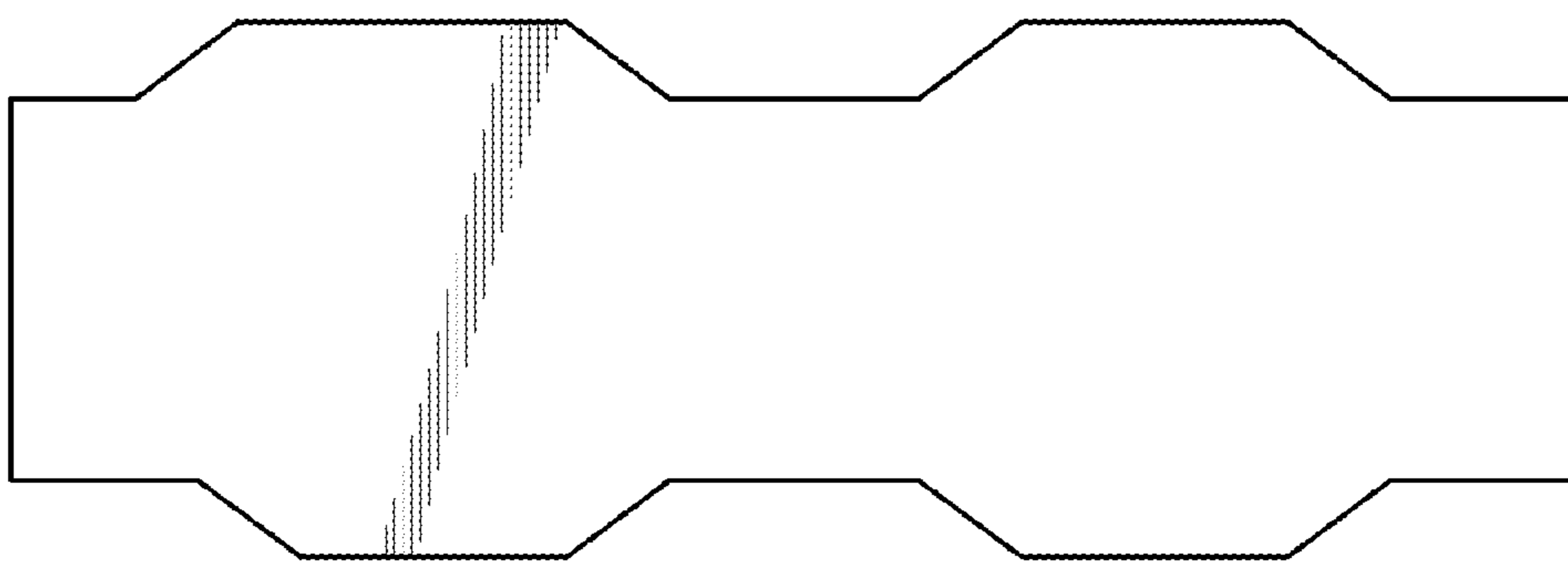


FIG. 6