



US00D766442S

(12) **United States Design Patent** (10) **Patent No.:** **US D766,442 S**
Prais et al. (45) **Date of Patent:** **** Sep. 13, 2016**

(54) **MONITORING SYSTEM**

(71) Applicant: **Bayer Healthcare LLC**, Whippany, NJ (US)

(72) Inventors: **Eugene Prais**, West Milford, NJ (US);
Raymond Yao, Ossining, NY (US);
Michael A. Botta, Manorville, NY (US); **Jan Seyberth**, Frankfurt am Main (DE)

(73) Assignee: **Ascensia Diabetes Care Holdings AG**, Basel (CH)

(**) Term: **15 Years**

(21) Appl. No.: **29/535,228**

(22) Filed: **Aug. 4, 2015**

Related U.S. Application Data

(62) Division of application No. 29/514,071, filed on Jan. 8, 2015, now Pat. No. Des. 738,507, which is a division of application No. 29/477,045, filed on Dec. 19, 2013, now Pat. No. Des. 723,694, which is a division of application No. 29/441,536, filed on Jan. 7, 2013, now Pat. No. Des. 698,443.

(51) **LOC (10) Cl.** **24-01**

(52) **U.S. Cl.**
USPC **D24/169**

(58) **Field of Classification Search**
USPC D24/216, 223, 231, 232, 107, 169, 186;
D10/46, 75, 81; D14/341, 388
CPC G01N 33/66; G01N 33/49; G01N 33/493;
A61B 5/14532

See application file for complete search history.

(56) **References Cited**

U.S. PATENT DOCUMENTS

D473,310	S	*	4/2003	Schlagheck	D24/169
D496,461	S	*	9/2004	Neel	D24/169
D508,862	S	*	8/2005	Behar	D10/104.1
D526,063	S	*	8/2006	Widener	D24/186
D548,347	S	*	8/2007	Ichino	D24/186
D549,343	S	*	8/2007	Schlagheck	D24/169
D555,021	S	*	11/2007	Rounds	D10/81
2009/0131778	A1	*	5/2009	Jina	A61B 5/14532 600/365
2011/0191059	A1	*	8/2011	Farrell	A61B 5/14532 702/130

* cited by examiner

Primary Examiner — Anhdao Doan

(74) *Attorney, Agent, or Firm* — Dugan & Dugan, PC

(57) **CLAIM**

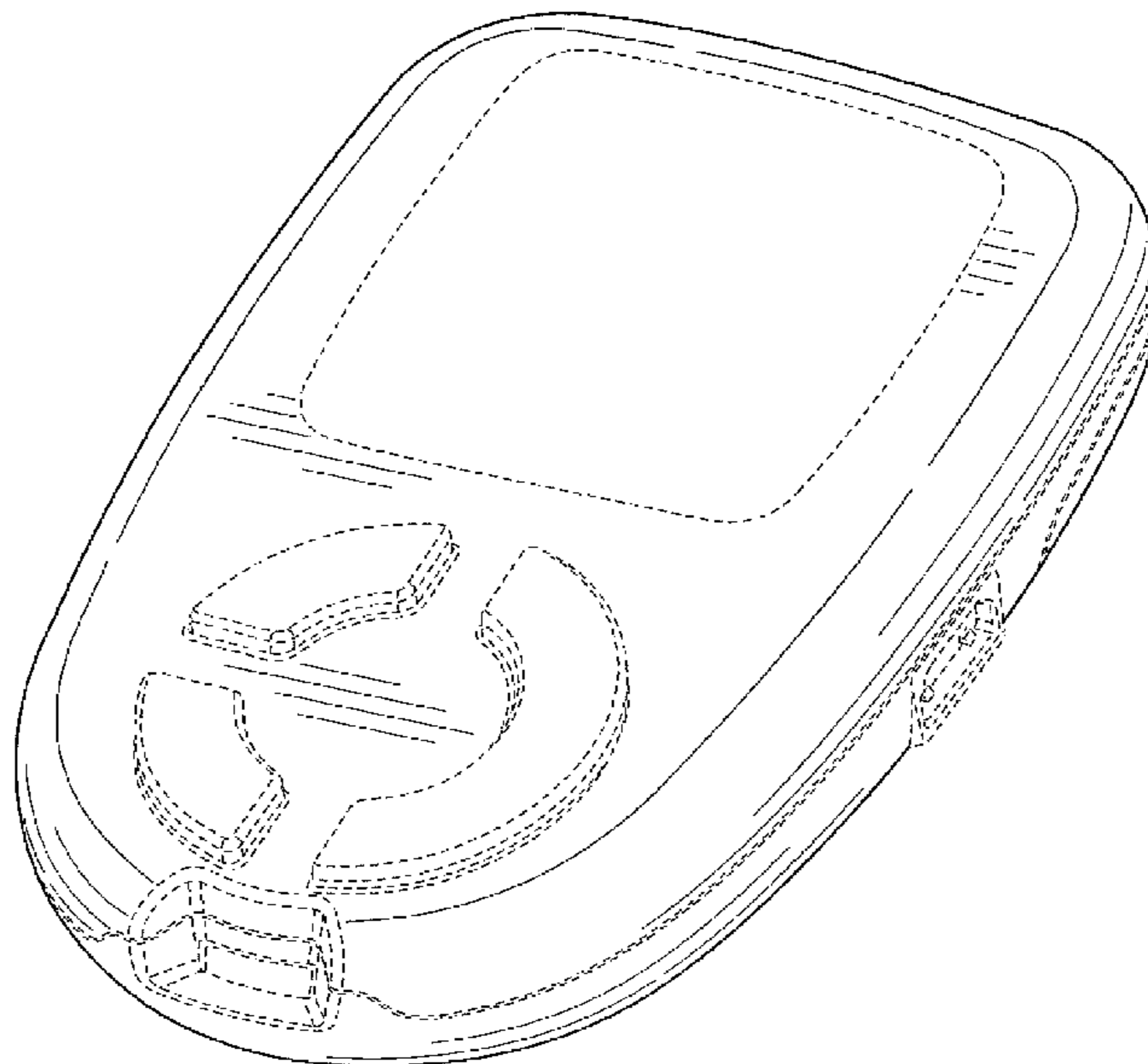
The ornamental design for a monitoring system, as shown and described.

DESCRIPTION

FIG. 1 is a top perspective view of a monitoring system, showing our new design;
FIG. 2 is a front side view thereof;
FIG. 3 is a rear side view thereof;
FIG. 4 is a right side view thereof;
FIG. 5 is a left side view thereof;
FIG. 6 is a top plan view thereof; and,
FIG. 7 is a bottom plan view thereof.

The broken lines in the drawing views are for illustrating portions of the monitoring system that form no part of the claimed design; the broken lines form no part of the claimed design.

1 Claim, 3 Drawing Sheets



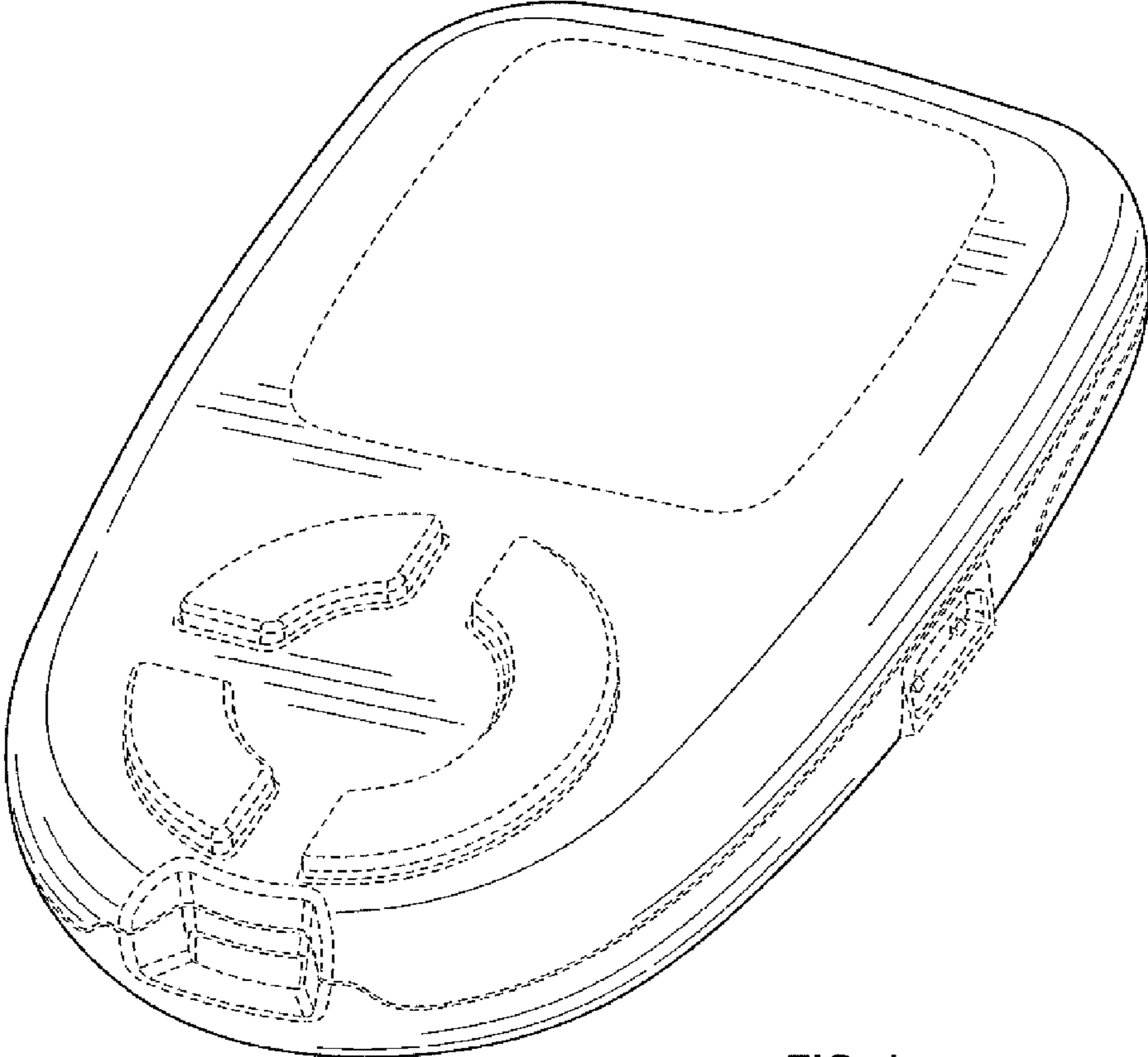


FIG. 1

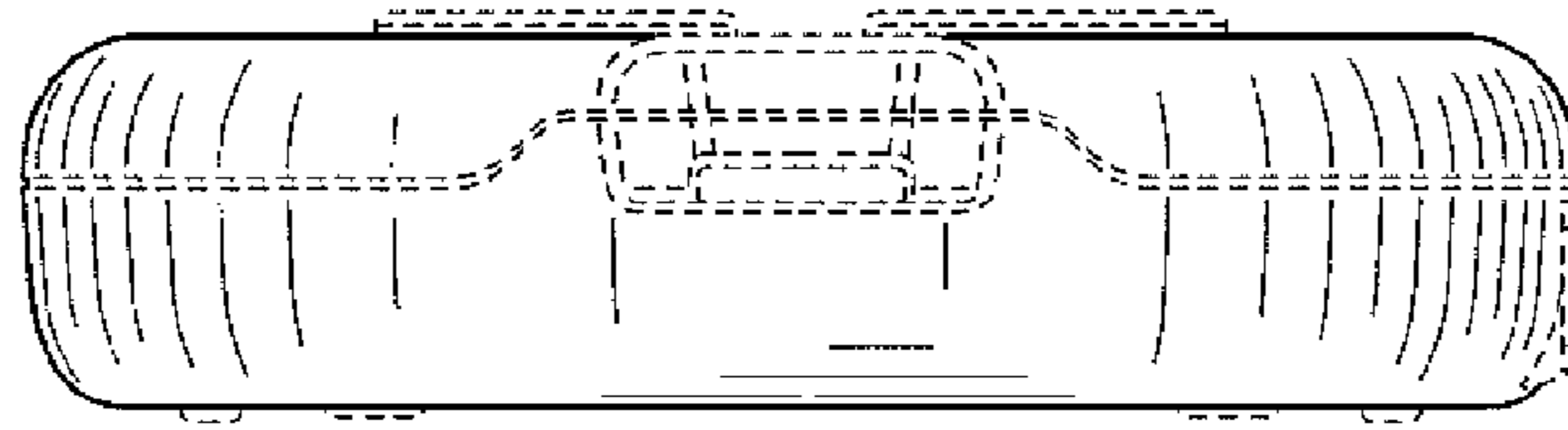


FIG. 2




FIG. 3

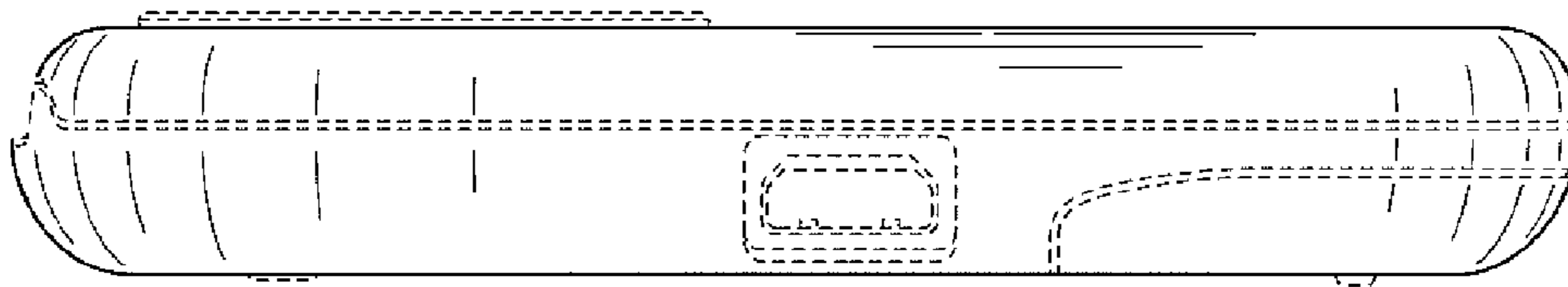


FIG. 4

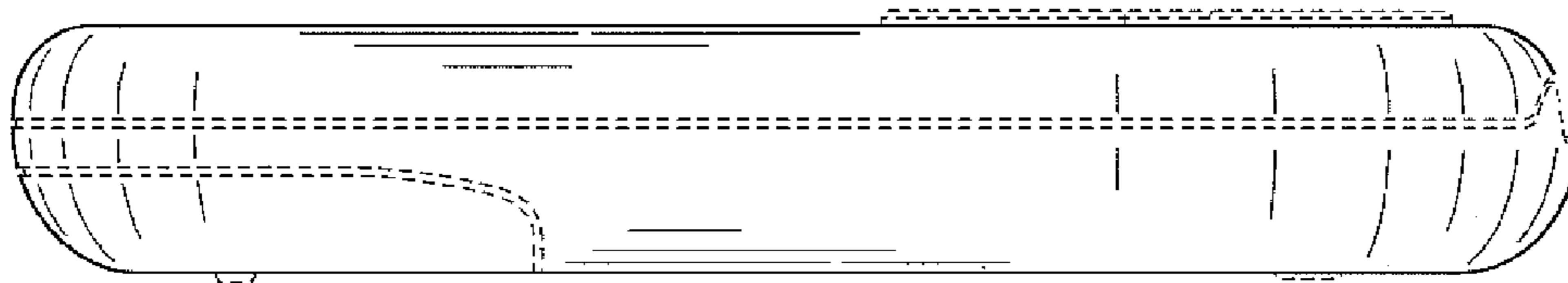


FIG. 5

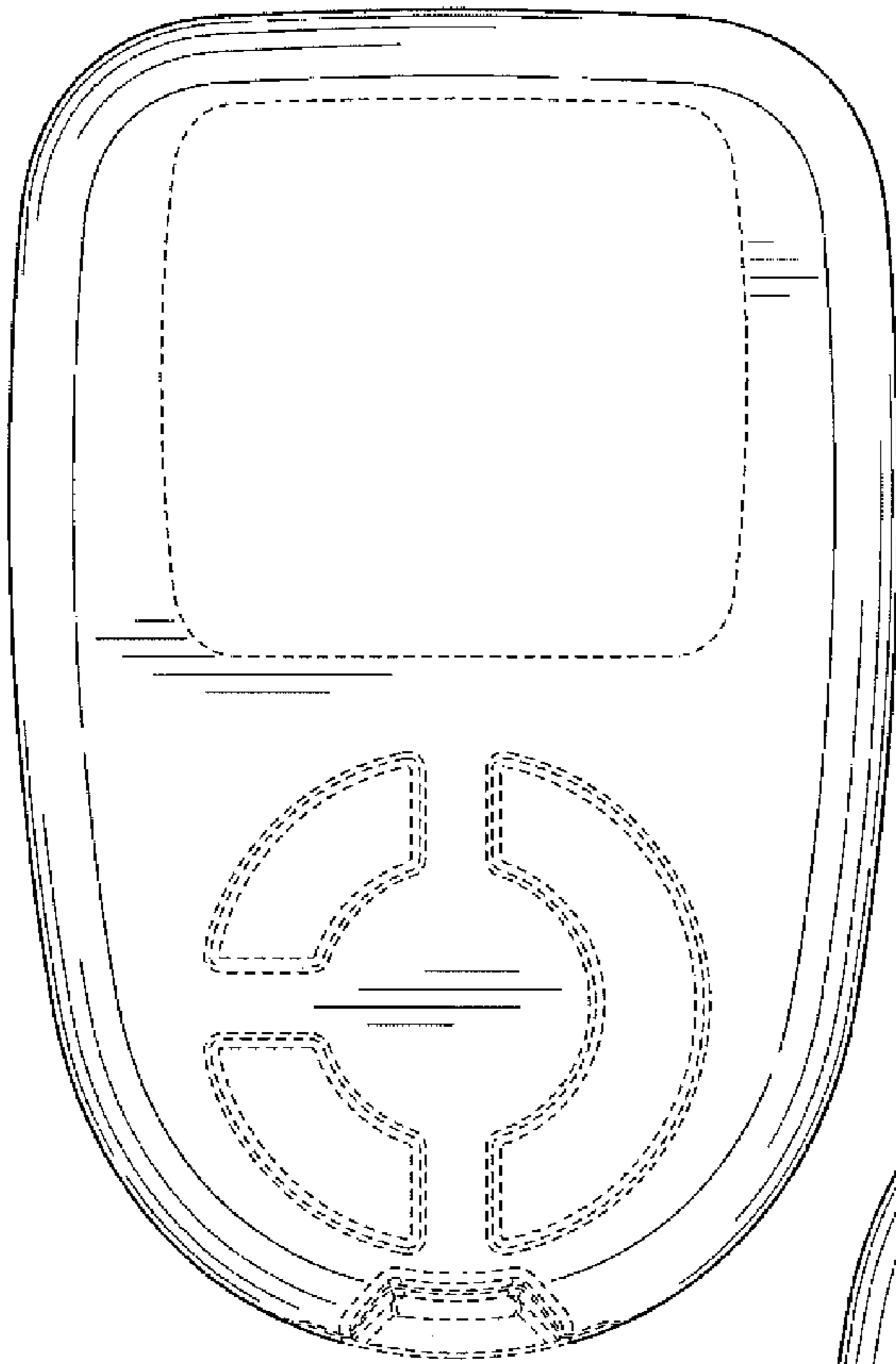


FIG. 6

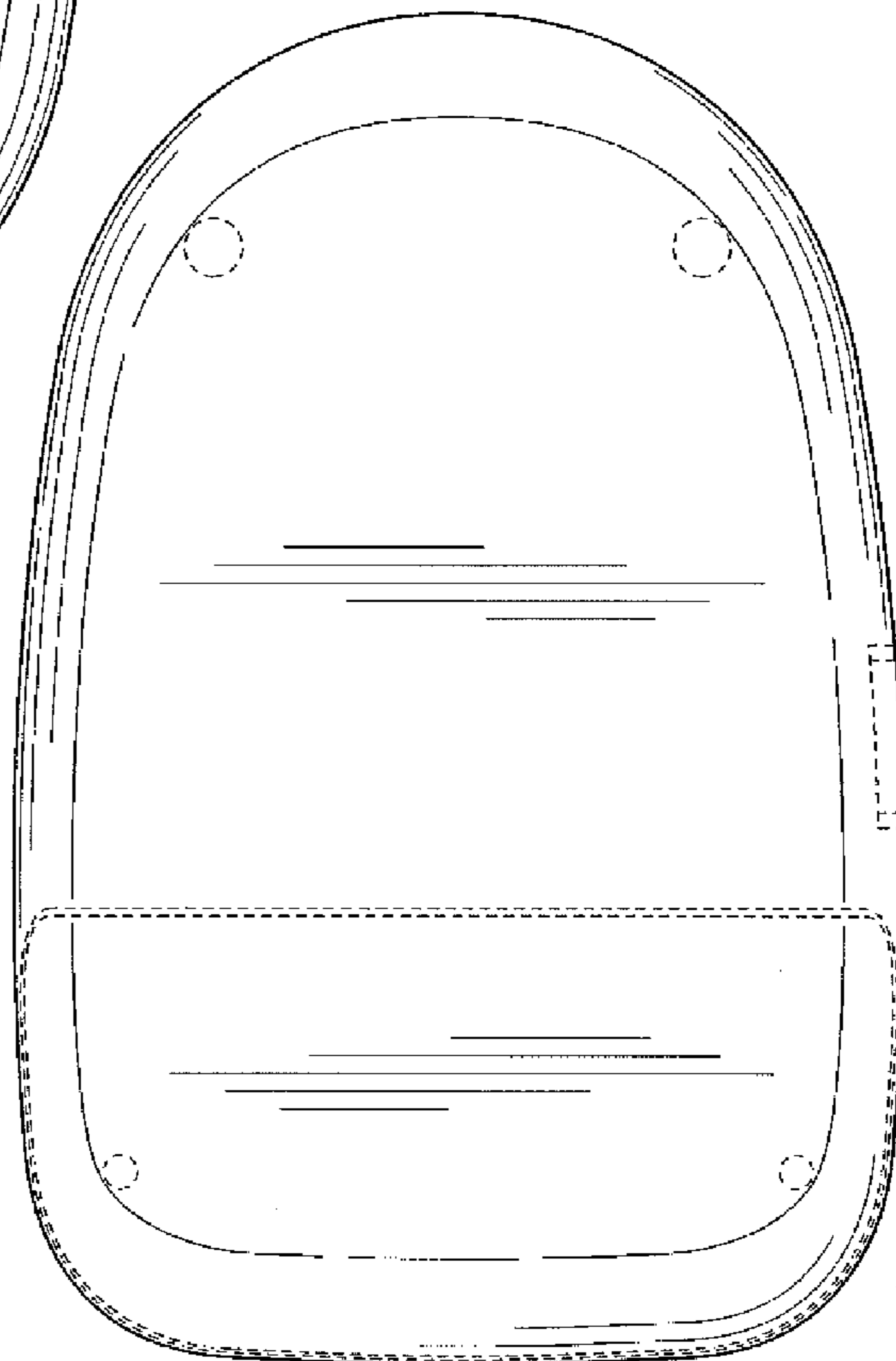


FIG. 7