

US00D766385S

(12) **United States Design Patent** (10) **Patent No.:** **US D766,385 S**
Crawley (45) **Date of Patent:** **** Sep. 13, 2016**

(54) **SIMULATOR BOOTH**

(76) Inventor: **Paul Crawley**, Fair Lawn, NJ (US)

(**) Term: **14 Years**

(21) Appl. No.: **29/429,552**

(22) Filed: **Aug. 13, 2012**

(51) **LOC (10) Cl.** **21-02**

(52) **U.S. Cl.**
USPC **D21/705**

(58) **Field of Classification Search**
USPC D21/301-305, 698, 699, 701-706, 780,
D21/781, 788, 790, 791; 473/415-504;
273/317-412

See application file for complete search history.

(56) **References Cited**

U.S. PATENT DOCUMENTS

157,259	A *	11/1874	Wingfield	473/494
905,941	A *	12/1908	Simpson	273/352
1,591,753	A *	7/1926	Flaugh	473/421
2,922,653	A *	1/1960	O'Brien	473/197
4,045,032	A *	8/1977	Cox	473/197
D259,052	S *	4/1981	Gilman	D21/705
4,556,219	A *	12/1985	Tillery	473/197
4,723,780	A *	2/1988	Vinzetta	473/197
4,836,542	A *	6/1989	Crawley	473/432
D315,383	S *	3/1991	Cochran et al.	D21/702
D321,737	S *	11/1991	Lo	D21/702
5,133,546	A *	7/1992	Matherne et al.	273/375
5,372,367	A *	12/1994	McKendrick	273/348.4
5,419,549	A *	5/1995	Galloway et al.	473/431
D368,941	S *	4/1996	Coulas	D21/305
5,558,338	A *	9/1996	Taub	473/416
5,577,721	A *	11/1996	Hardee et al.	473/421
5,609,528	A *	3/1997	Kehoe	473/157
6,565,460	B2 *	5/2003	Wang	473/431
6,905,418	B2 *	6/2005	Rhee	473/197

6,929,569	B1 *	8/2005	Wang	473/433
D593,626	S *	6/2009	Crawley et al.	D21/705
7,600,759	B2	10/2009	Crawley	
D609,760	S	2/2010	Crawley	
D621,890	S	8/2010	Crawley	
D628,252	S *	11/2010	Forrest et al.	D21/705
7,828,296	B2 *	11/2010	Crawley et al.	273/396
D636,827	S	4/2011	Crawley	
D649,208	S	11/2011	Crawley	
D649,608	S *	11/2011	Kalas	D21/705
D702,300	S *	4/2014	Crawley	D21/699
2005/0176518	A1 *	8/2005	Doherty et al.	473/197
2005/0187083	A1 *	8/2005	Krystoff	482/140
2008/0007005	A1 *	1/2008	Hsiao	273/390
2008/0081713	A1 *	4/2008	Huang	473/481
2009/0227402	A1 *	9/2009	Chen	473/481
2012/0015764	A1 *	1/2012	Tynes	473/439

* cited by examiner

Primary Examiner — Catherine Tuttle

(74) *Attorney, Agent, or Firm* — Gloria Tsui-Yip, Esq.;
Miskin & Tsui-Yip LLP

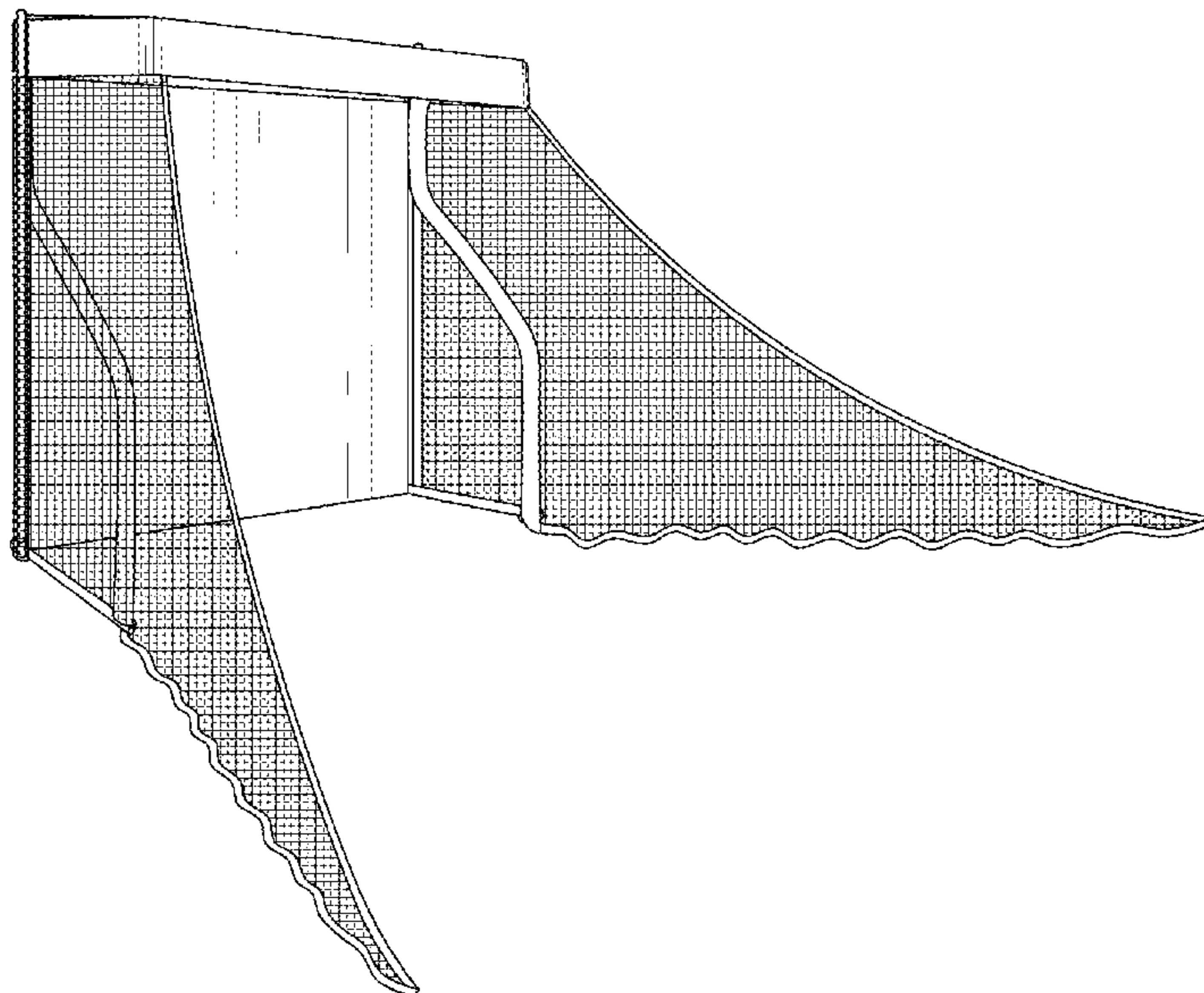
(57) **CLAIM**

The ornamental design for a simulator booth, as shown and described.

DESCRIPTION

FIG. 1 is a front perspective view of my new design;
FIG. 2 is a rear elevational view thereof;
FIG. 3 is a left side view thereof;
FIG. 4 is a right side view thereof;
FIG. 5 is a front and left side perspective view thereof;
FIG. 6 is a top view thereof;
FIG. 7 is a front and left side perspective view of the frame portion shown separately for a clear and complete disclosure thereof; and,
FIG. 8 is a front perspective view thereof.

1 Claim, 8 Drawing Sheets



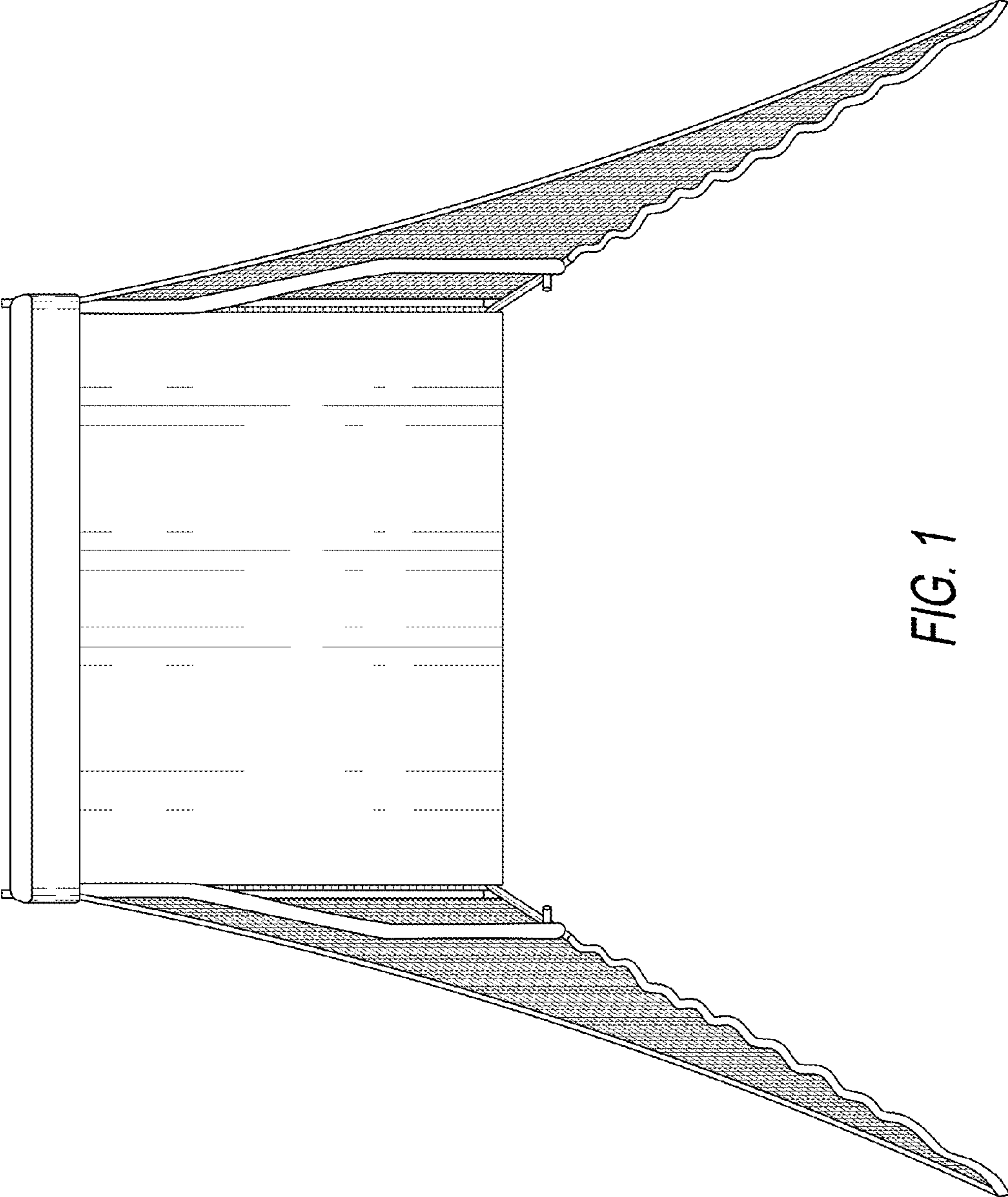


FIG. 1

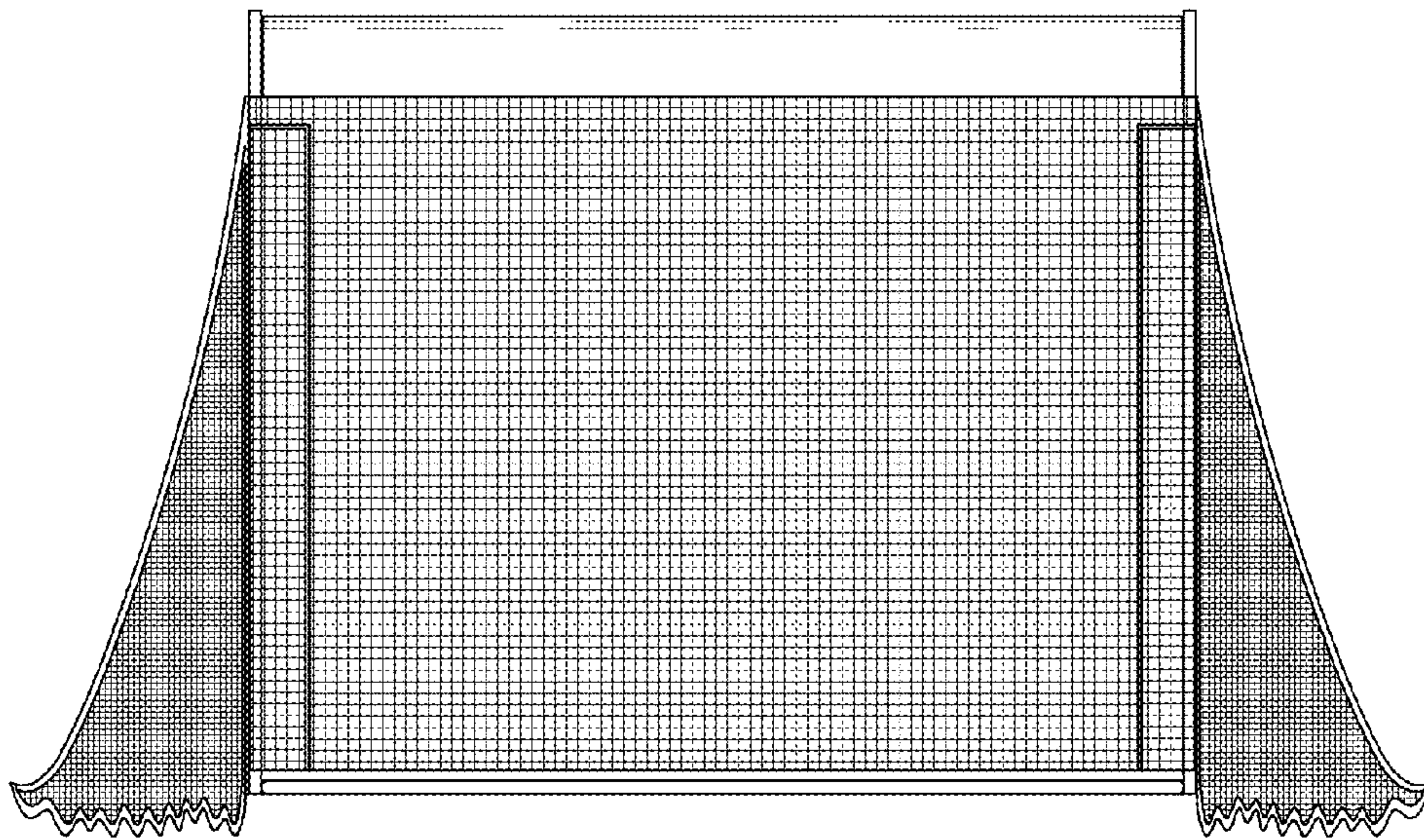


FIG. 2

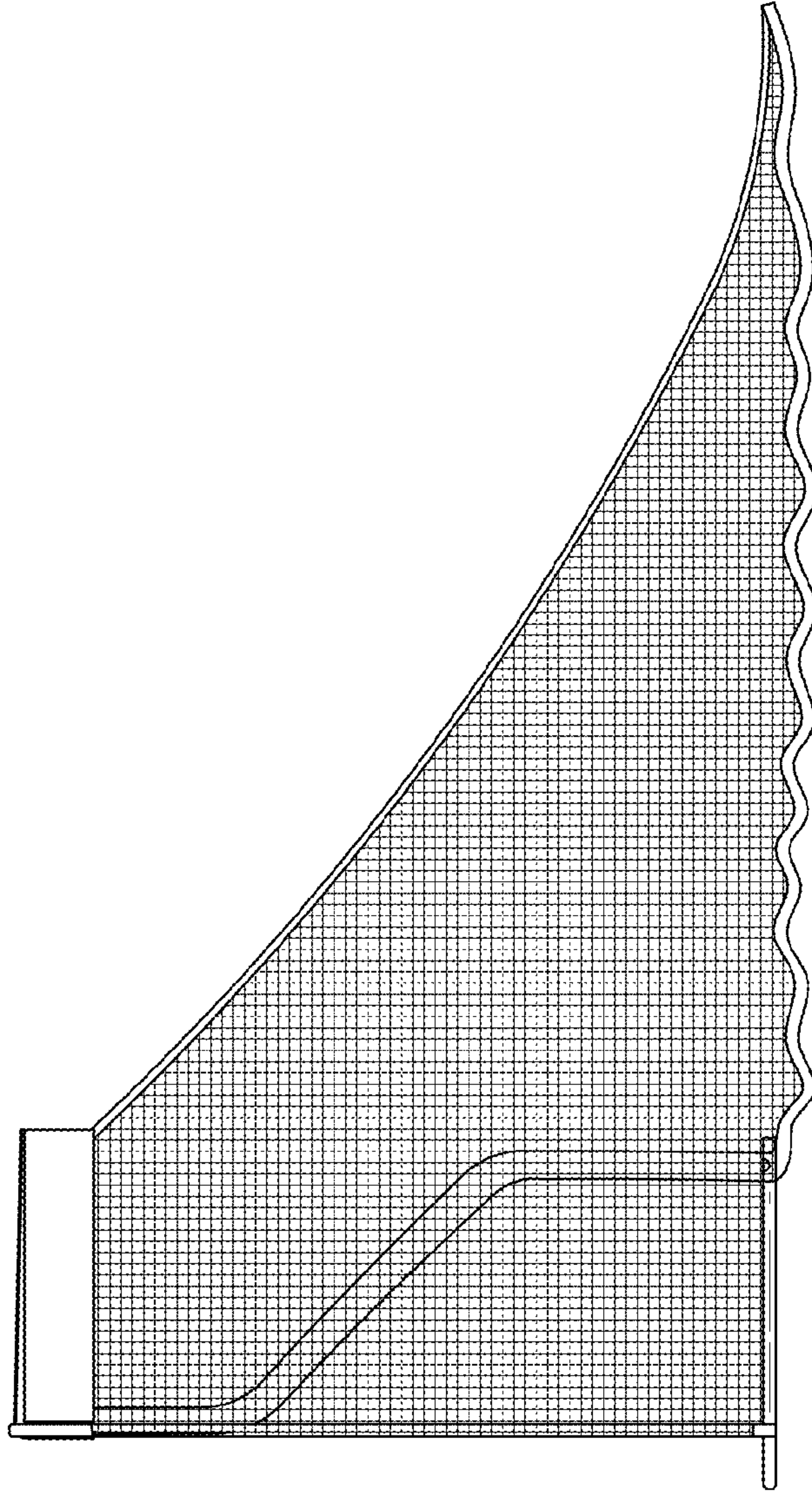


FIG. 3

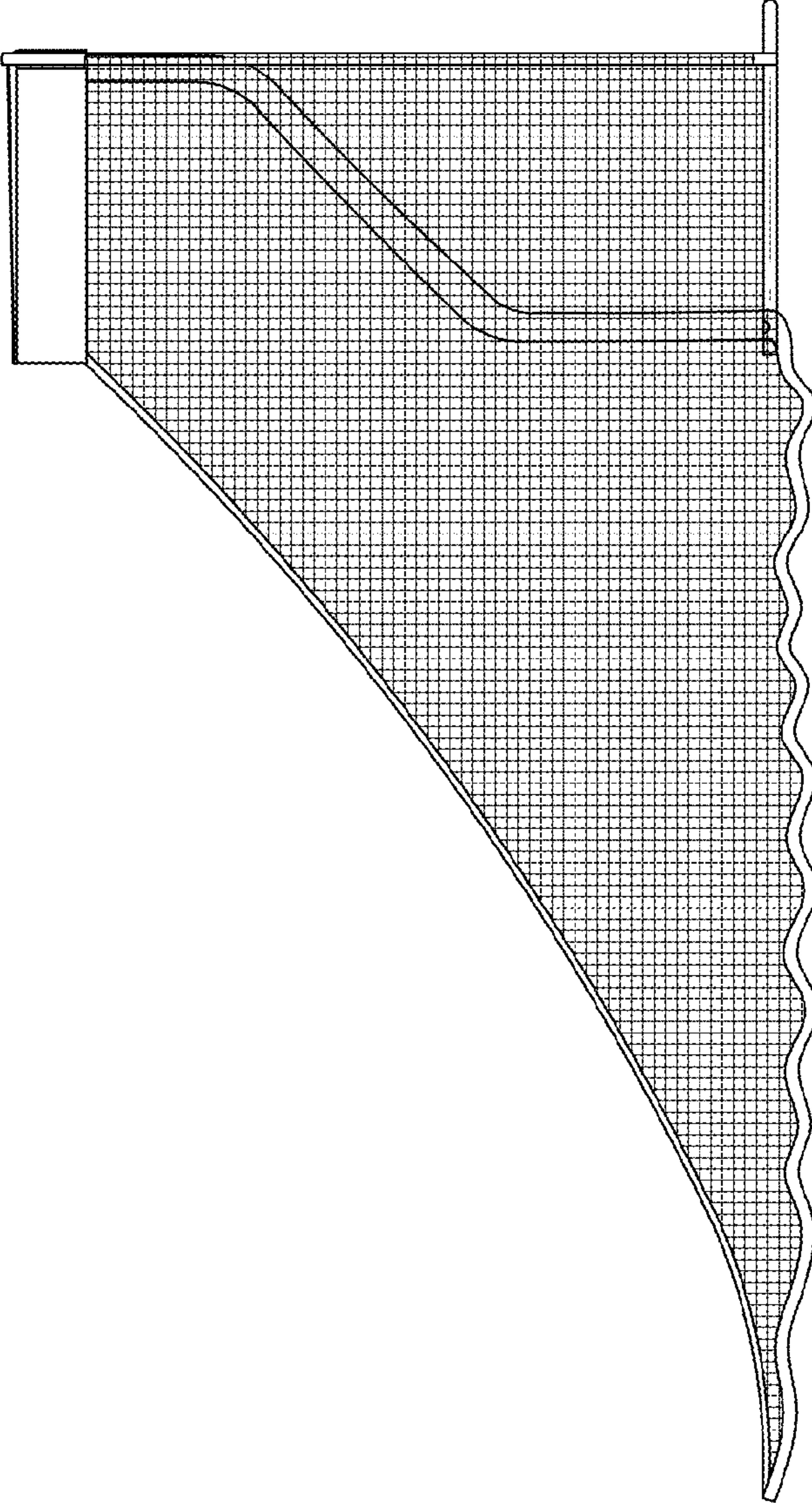


FIG. 4

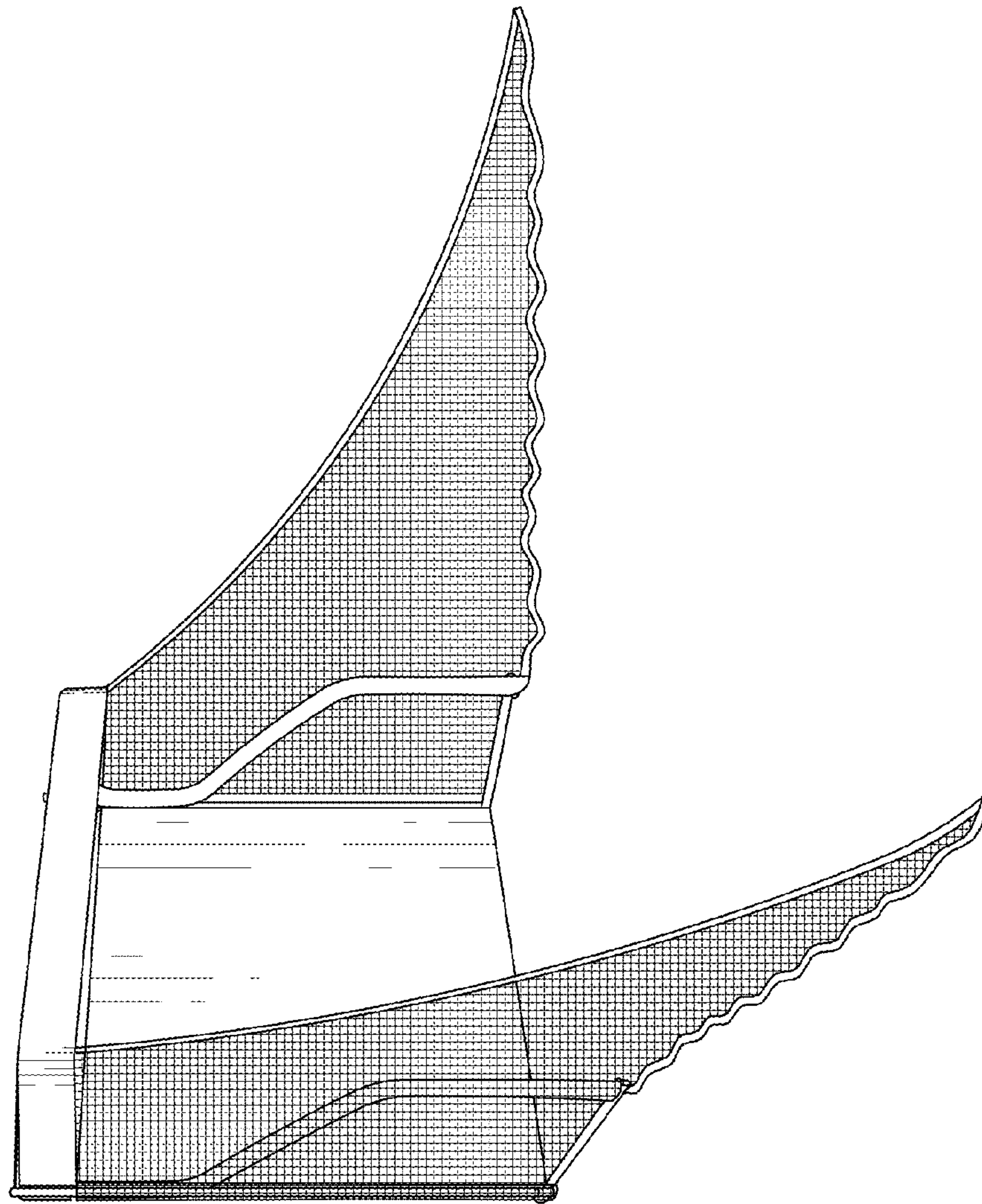


FIG. 5



FIG. 6

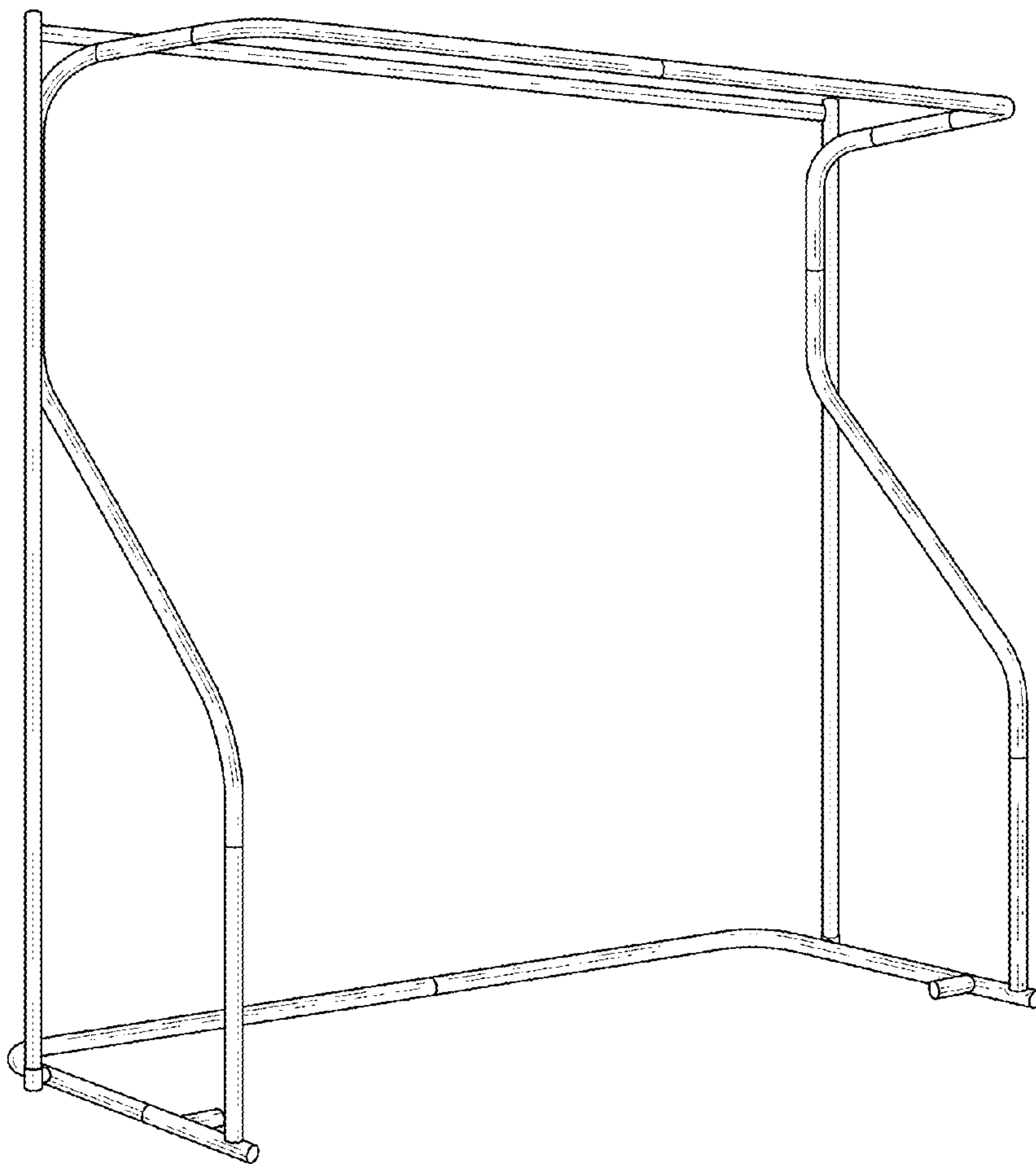


FIG. 7

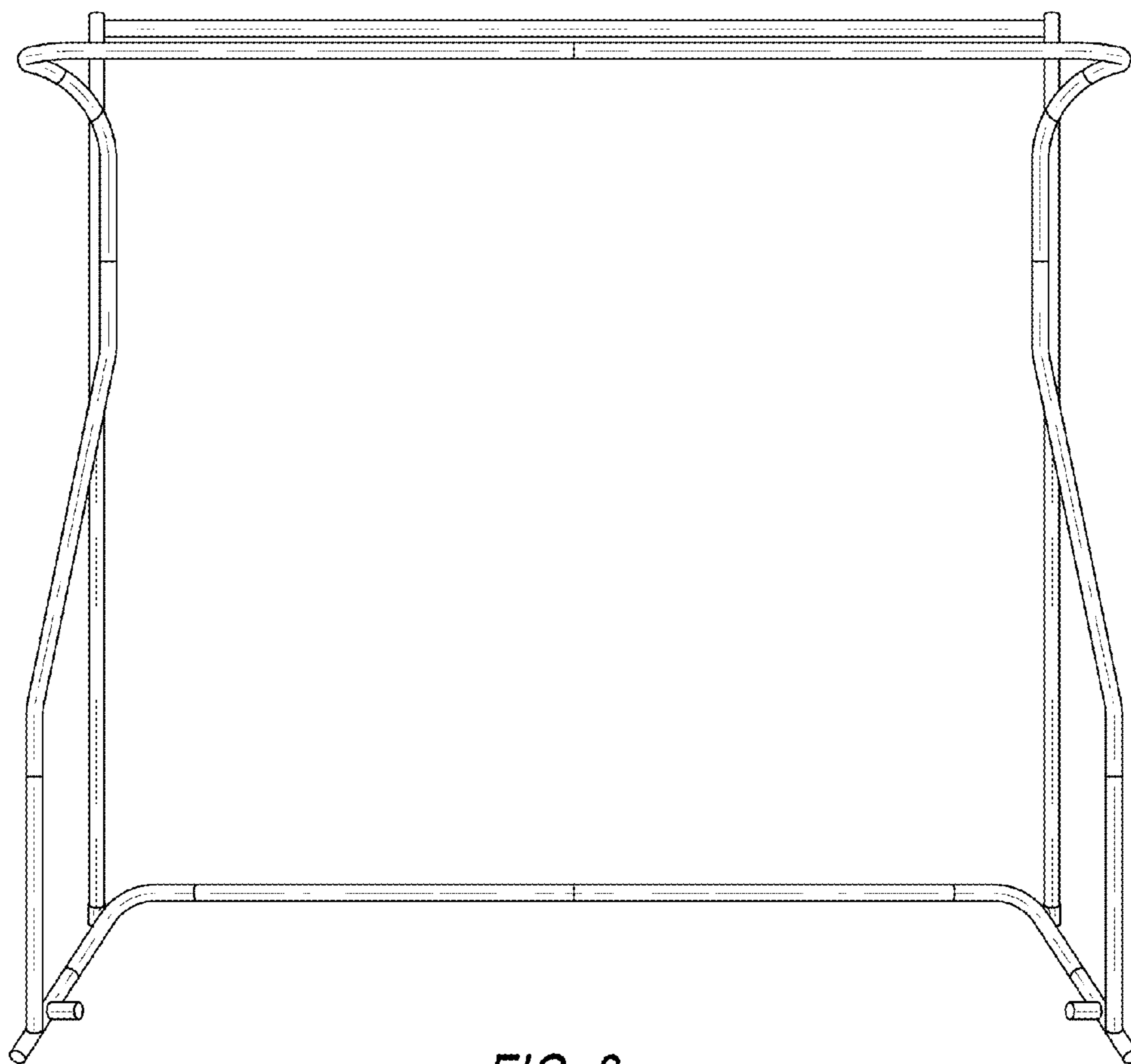


FIG. 8