



US00D766365S

(12) **United States Design Patent** (10) **Patent No.:** **US D766,365 S**
Begin et al. (45) **Date of Patent:** **** Sep. 13, 2016**

(54) **INSECT GREETING CARD**
(71) Applicant: **American Greetings Corporation,**
Cleveland, OH (US)
(72) Inventors: **Anthony Begin,** Cleveland, OH (US);
Toby Seadler, Paradise Valley, AZ (US)
(73) Assignee: **American Greetings Corporation,**
Cleveland, OH (US)

(**) Term: **15 Years**
(21) Appl. No.: **29/541,958**

(22) Filed: **Oct. 9, 2015**
(51) **LOC (10) Cl.** **19-01**
(52) **U.S. Cl.**
USPC **D19/6**

(58) **Field of Classification Search**
USPC D19/1-8, 82, 100; 40/124.01-124.15,
40/582, 540, 443, 442, 902, 672, 617, 599,
40/331, 359, 360, 625, 717, 455, 124.191;
446/147; 362/806, 808; 428/42.1,
428/203-204, 913.3; 283/2-4, 74-75, 91,
283/103, 105-106; D20/10, 22, 42, 27, 40;
229/92, 92.1, 92.8, 300-303; D11/131,
D11/117; 206/449, 308.3; D21/660
CPC .. B42D 15/00; B42D 15/022; B42D 15/042;
B42D 15/027; B42D 15/045; B42D 2033/00;
B42D 2033/02; B42D 2033/04; B42D
2033/08; B42D 2033/10; B42D 2033/18;
B42D 2033/20; B42D 2033/30; B43D 25/00;
B43D 25/20; B43D 25/21; B43D 25/30;
B43D 25/23; B43D 25/26; B43D 25/29;
B43D 25/285
See application file for complete search history.

(56) **References Cited**
U.S. PATENT DOCUMENTS
5,383,292 A 1/1995 Whittredge
D443,297 S * 6/2001 Lester, Jr. D19/7
6,282,819 B1 9/2001 Gu

D523,492 S * 6/2006 Saruhashi D21/576
D548,781 S * 8/2007 Oberst D19/2
D641,779 S * 7/2011 McClain D19/7
D642,612 S * 8/2011 McClain D19/7
D642,613 S * 8/2011 McClain D19/7
D684,212 S * 6/2013 Roth D19/2
D684,213 S * 6/2013 Roth D19/2
2008/0078108 A1 4/2008 Caster
2009/0036020 A1 2/2009 Nelson et al.
2009/0126239 A1 5/2009 Clegg
2012/0021146 A1 1/2012 Schneider
2013/0000164 A1 1/2013 Shah et al.

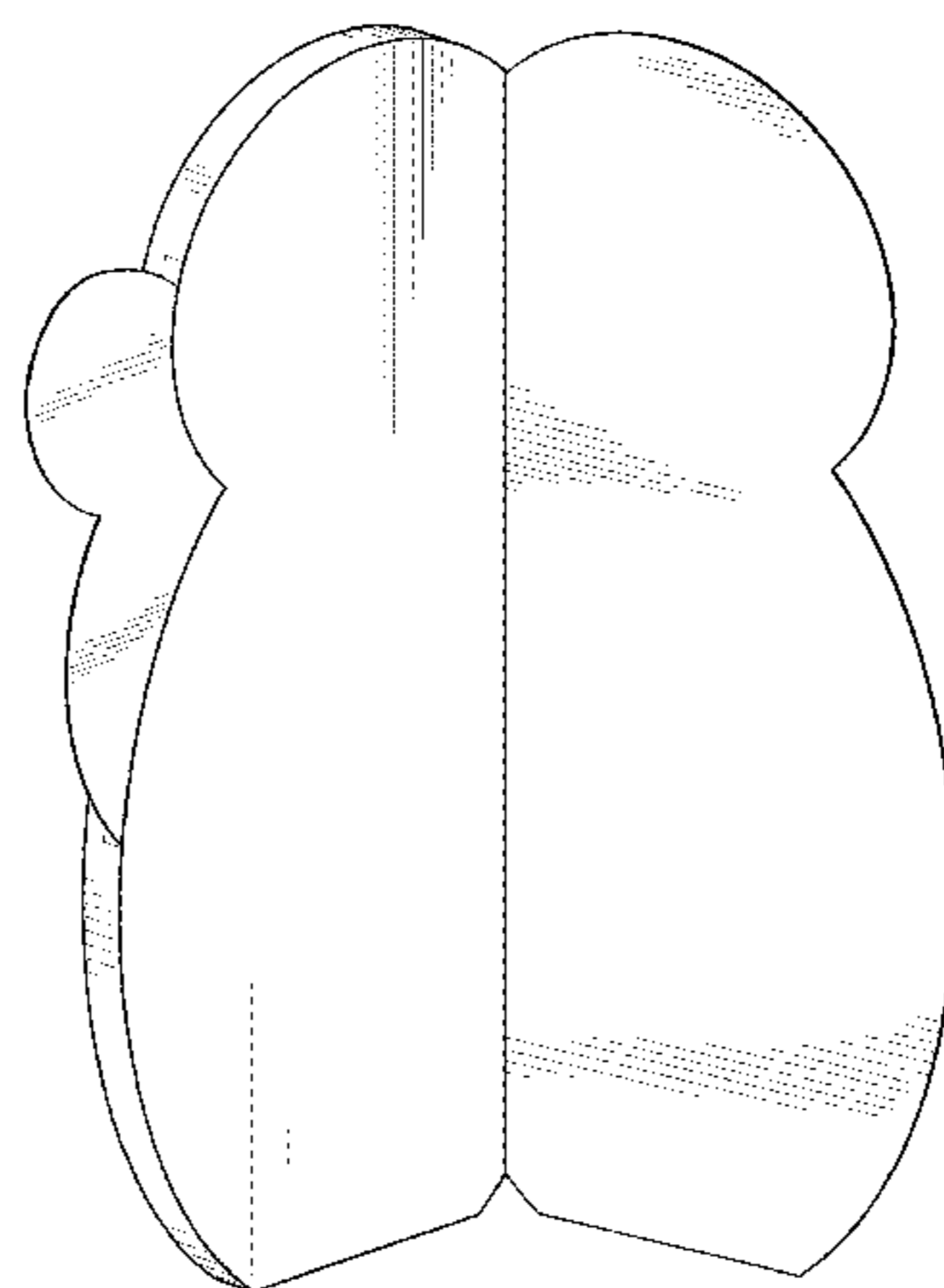

* cited by examiner
Primary Examiner — Abraham Bahta
(74) *Attorney, Agent, or Firm* — Christine Flanagan

(57) **CLAIM**
The ornamental design for insect greeting card, as shown
and described.

DESCRIPTION

FIG. 1 is a perspective view of the insect greeting card
showing our new design;
FIG. 2 is a front view thereof;
FIG. 3 is a rear view thereof;
FIG. 4 is a top view thereof;
FIG. 5 is a bottom view thereof;
FIG. 6 is a right side view thereof;
FIG. 7 is a left side view thereof; and,
FIG. 8 is a rear perspective view thereof; the insect greeting
card with an open rear panel.
The broken line showing of portions of the insect greeting
card is included for the purpose of illustrating environmental
structure and forms no part of the claimed design.

1 Claim, 3 Drawing Sheets



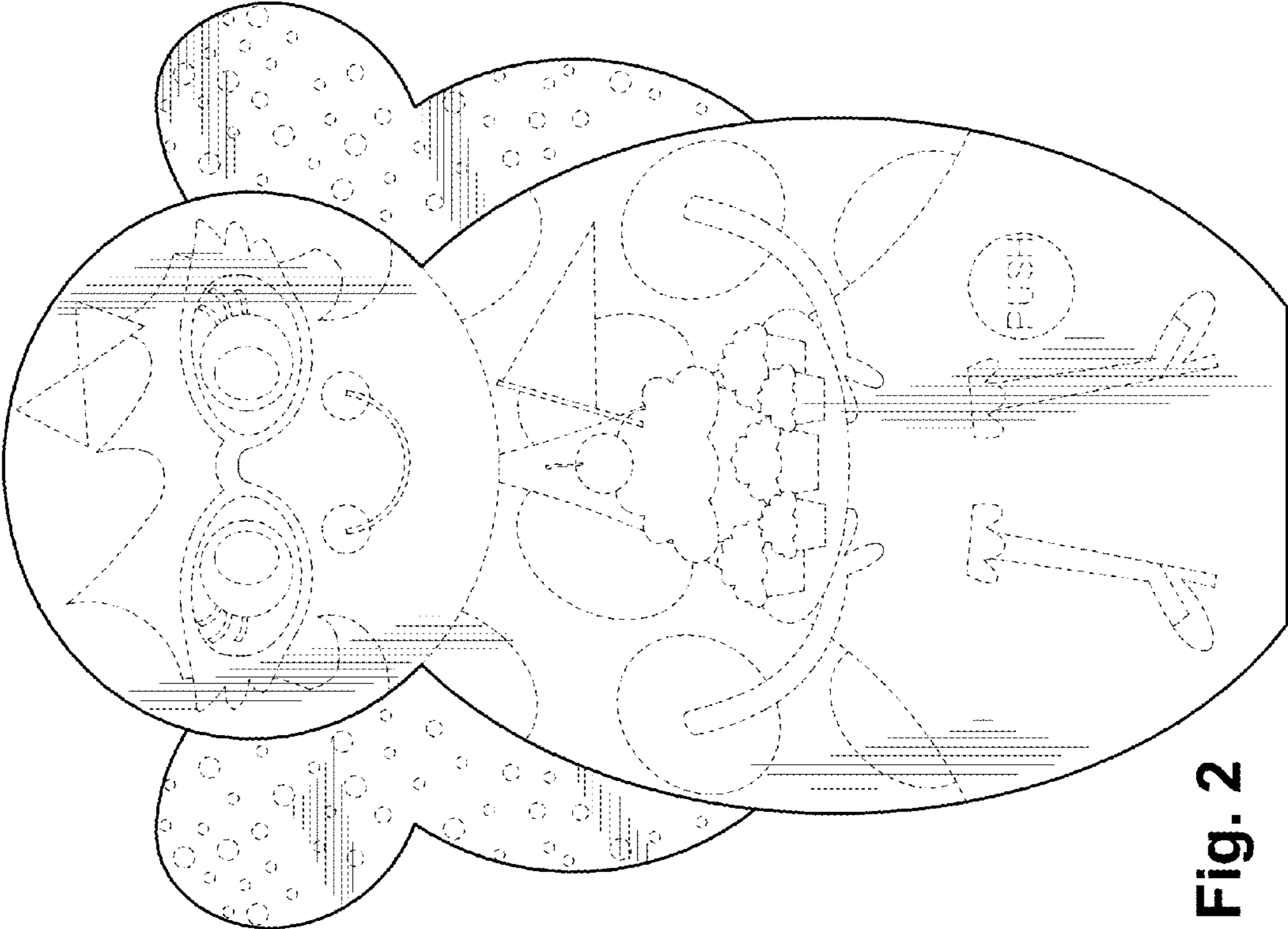


Fig. 2

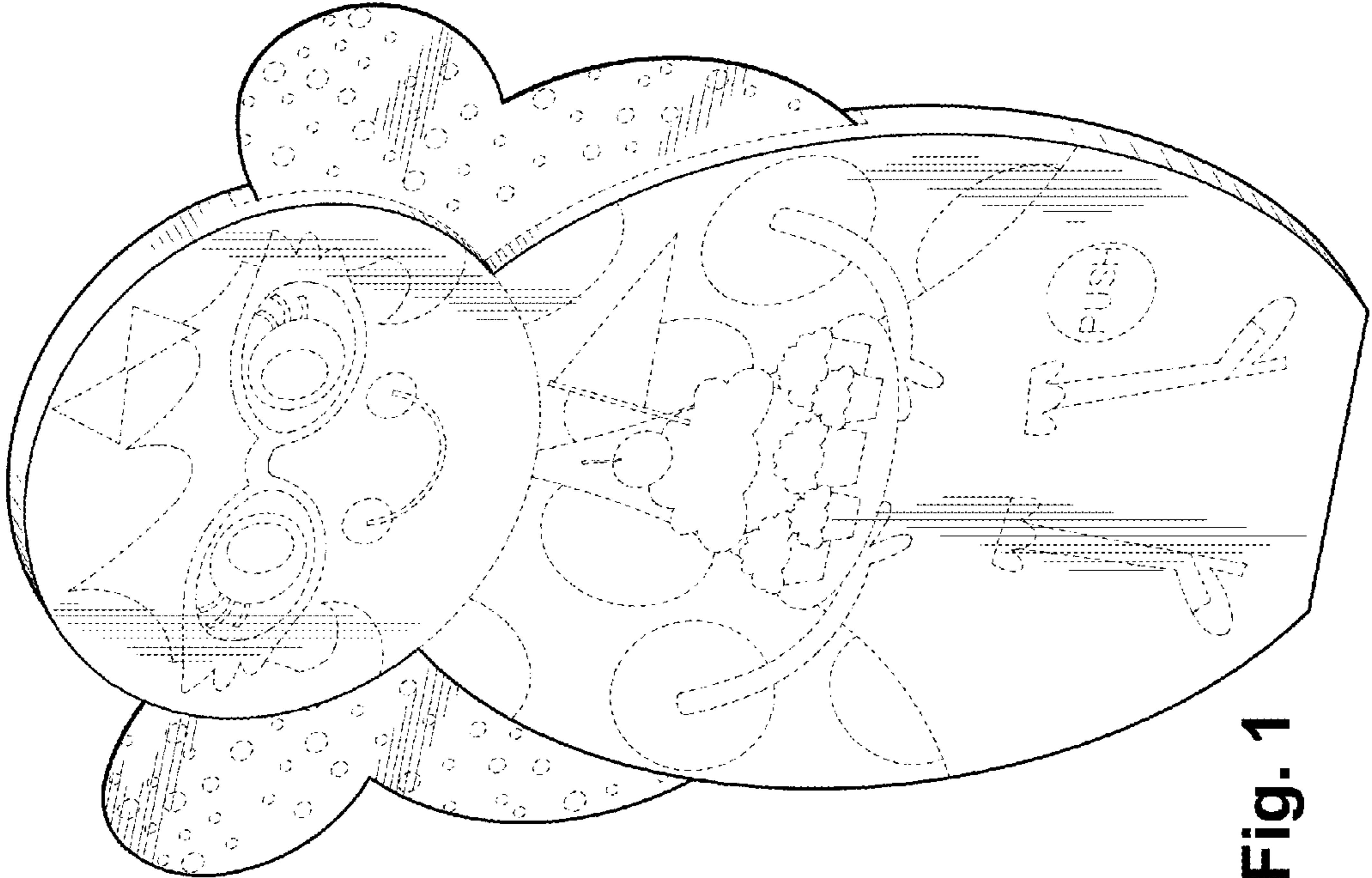
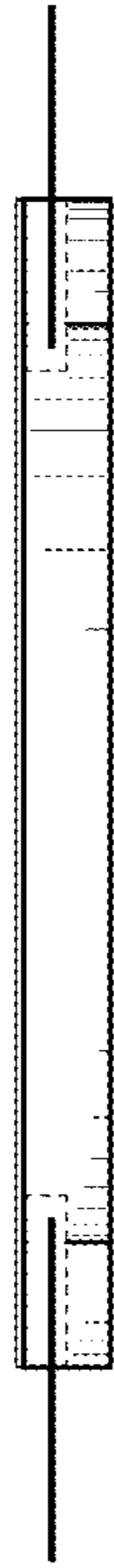



Fig. 1



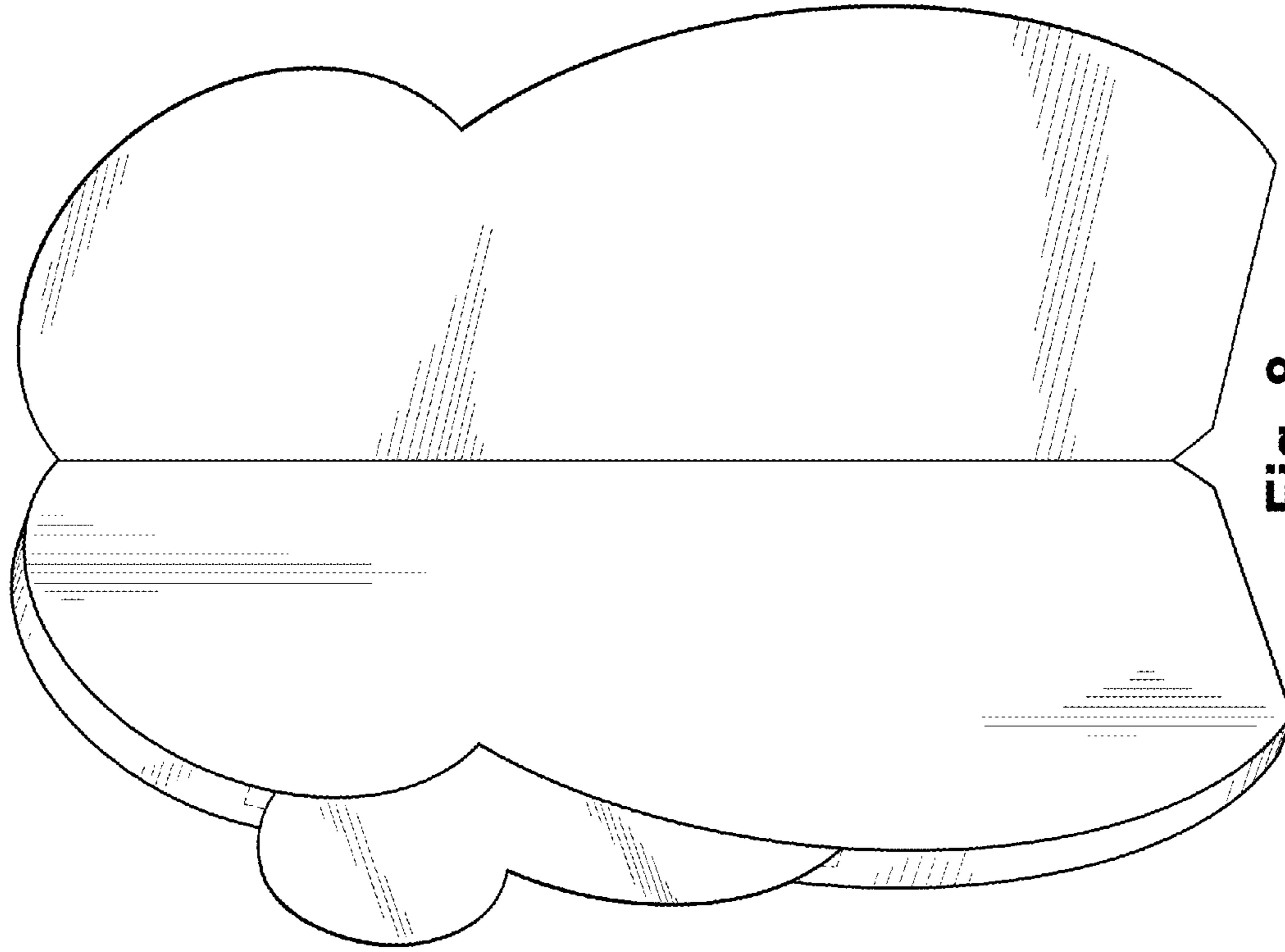


Fig. 8

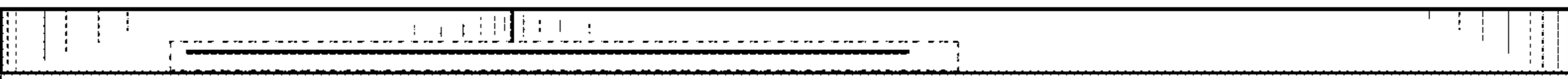


Fig. 7




Fig. 6