



US00D766362S

(12) **United States Design Patent** (10) **Patent No.:** **US D766,362 S**  
**Parkinson et al.** (45) **Date of Patent:** **\*\* Sep. 13, 2016**

(54) **GREETING CARD WITH DIAL**  
(71) Applicant: **American Greetings Corporation**,  
Cleveland, OH (US)  
(72) Inventors: **Michelle Parkinson**, Garfield Heights,  
OH (US); **Lynne Shlonsky**, Shaker  
Heights, OH (US)  
(73) Assignee: **American Greetings Corporation**,  
Cleveland, OH (US)  
(\*\*) Term: **15 Years**  
(21) Appl. No.: **29/531,243**  
(22) Filed: **Jun. 24, 2015**  
(51) **LOC (10) Cl.** ..... **19-01**  
(52) **U.S. Cl.**  
USPC ..... **D19/1**  
(58) **Field of Classification Search**  
USPC ..... D19/1-12, 20-34, 100;  
40/124.01-124.15, 672, 661, 617, 599,  
40/331, 359, 360, 673, 455, 463, 717,  
40/124.191, 457; 283/2-4, 74, 75, 103,  
283/105-106, 117; D20/10, 22, 27, 40, 42;  
434/311, 317, 319; 446/147; 206/449,  
206/308.3, 308.1, 232; D6/300; 248/441.1,  
248/460; 281/15.1, 51  
CPC .. B42D 15/00; B42D 15/022; B42D 15/027;  
B42D 15/042; B42D 15/045; B42D 25/00;  
B42D 25/20; B42D 25/30; B42D 25/23;  
B42D 25/26; B42D 25/29; B42D 25/285;  
B42D 2033/00; B42D 2033/02; B42D  
2033/04; B42D 2033/08; B42D 2033/10;  
B42D 2033/18; B42D 2033/20; B42D  
2033/21-2033/22; B42D 2033/28; B42D  
2033/30

See application file for complete search history.

(56) **References Cited**

U.S. PATENT DOCUMENTS

D374,036 S	*	9/1996	Lin	.....	D19/1
D375,757 S	*	11/1996	Johnson	.....	D19/1
D432,570 S	*	10/2000	Donaldson	.....	D19/1
D497,178 S	*	10/2004	Weir	.....	D19/2
D624,586 S	*	9/2010	Halbur	.....	D19/9
D632,734 S	*	2/2011	Qiao	.....	D19/1
D634,779 S	*	3/2011	Lynch	.....	D19/9
D634,780 S	*	3/2011	Schumann	.....	D19/9
D649,587 S	*	11/2011	Nemeth	.....	D19/1
D657,816 S	*	4/2012	Chambers	.....	D19/1

\* cited by examiner

*Primary Examiner* — Abraham Bahta  
(74) *Attorney, Agent, or Firm* — Christine Flanagan

(57) **CLAIM**  
The ornamental design for a greeting card with dial, as shown and described.

**DESCRIPTION**

FIG. 1 is a perspective view of the greeting card with dial, in a closed position;  
FIG. 2 is a front view thereof;  
FIG. 3 is a top view thereof;  
FIG. 4 is a bottom view thereof;  
FIG. 5 is a right side view thereof;  
FIG. 6 is a left side view thereof;  
FIG. 7 is a rear view thereof; and,  
FIG. 8 is another perspective view of FIG. 1 in an open position.  
The broken line showing of portions of the greeting card with dial is included for the purpose of illustrating environmental structure and forms no part of the claimed design.

**1 Claim, 4 Drawing Sheets**






Fig. 1




Fig. 2



Fig. 5




Fig. 6



Fig. 3



Fig. 4



**Fig. 7**



Fig. 8