



US00D766360S

(12) **United States Design Patent**  
**Takahashi**

(10) **Patent No.:** **US D766,360 S**  
(45) **Date of Patent:** **\*\* Sep. 13, 2016**

(54) **BARCODE PRINTER**  
(71) Applicant: **TOSHIBA TEC KABUSHIKI KAISHA**, Shinagawa-ku, Tokyo (JP)  
(72) Inventor: **Keiichiro Takahashi**, Kawasaki (JP)  
(73) Assignee: **Toshiba Tec Kabushiki Kaisha**, Tokyo (JP)  
(\*\*) Term: **14 Years**

5,078,518 A \* 1/1992 Ono ..... G09F 3/0298  
400/103  
5,092,688 A \* 3/1992 Haennelt ..... G06K 1/121  
400/613  
D325,927 S \* 5/1992 Fushiya ..... D18/54  
D393,278 S \* 4/1998 Lee ..... D18/50  
D406,160 S \* 2/1999 Davis ..... D18/54  
6,428,220 B1 \* 8/2002 Arnold ..... G06K 1/121  
400/103  
7,600,684 B2 \* 10/2009 Tobin ..... B41J 2/32  
400/613  
D622,760 S \* 8/2010 Kimura et al. .... D18/50

\* cited by examiner

(21) Appl. No.: **29/490,918**  
(22) Filed: **May 15, 2014**

*Primary Examiner* — Cathy Anne MacCormac  
(74) *Attorney, Agent, or Firm* — Foley & Lardner LLP

(30) **Foreign Application Priority Data**

Apr. 22, 2014 (JP) ..... D2014-008789

(51) **LOC (10) Cl.** ..... **14-02**  
(52) **U.S. Cl.**  
USPC ..... **D18/50**

(57) **CLAIM**  
The ornamental design for a barcode printer, as shown and described.

(58) **Field of Classification Search**  
USPC ..... D18/36-39, 50, 54, 54.1, 55, 14, 19;  
D14/420-425, 462-470; 400/613,  
400/613.1-613.4, 690.1-690.4, 691-694  
CPC ..... B41J 1/46; B41J 3/36; B41J 9/26;  
B41J 15/00; B41J 29/02; B41J 29/13; B41J  
35/36; B65H 35/06; G03G 21/00; G03G  
21/16; G03G 15/10; G06F 3/12; G06K  
15/14

**DESCRIPTION**

See application file for complete search history.

FIG. 1 is a front, top and right side perspective view of barcode printer, showing my new design;  
FIG. 2 is a front view thereof;  
FIG. 3 is rear view thereof;  
FIG. 4 is top view thereof;  
FIG. 5 is bottom view thereof;  
FIG. 6 is right side view thereof; and,  
FIG. 7 is left side view thereof.  
The broken lines depict environmental subject matter, are for illustration only and form no part of the claimed design.

(56) **References Cited**  
U.S. PATENT DOCUMENTS

D276,235 S \* 11/1984 Dorman et al. .... D18/54  
4,884,904 A \* 12/1989 Berquist ..... G06K 1/121  
D18/50

**1 Claim, 7 Drawing Sheets**

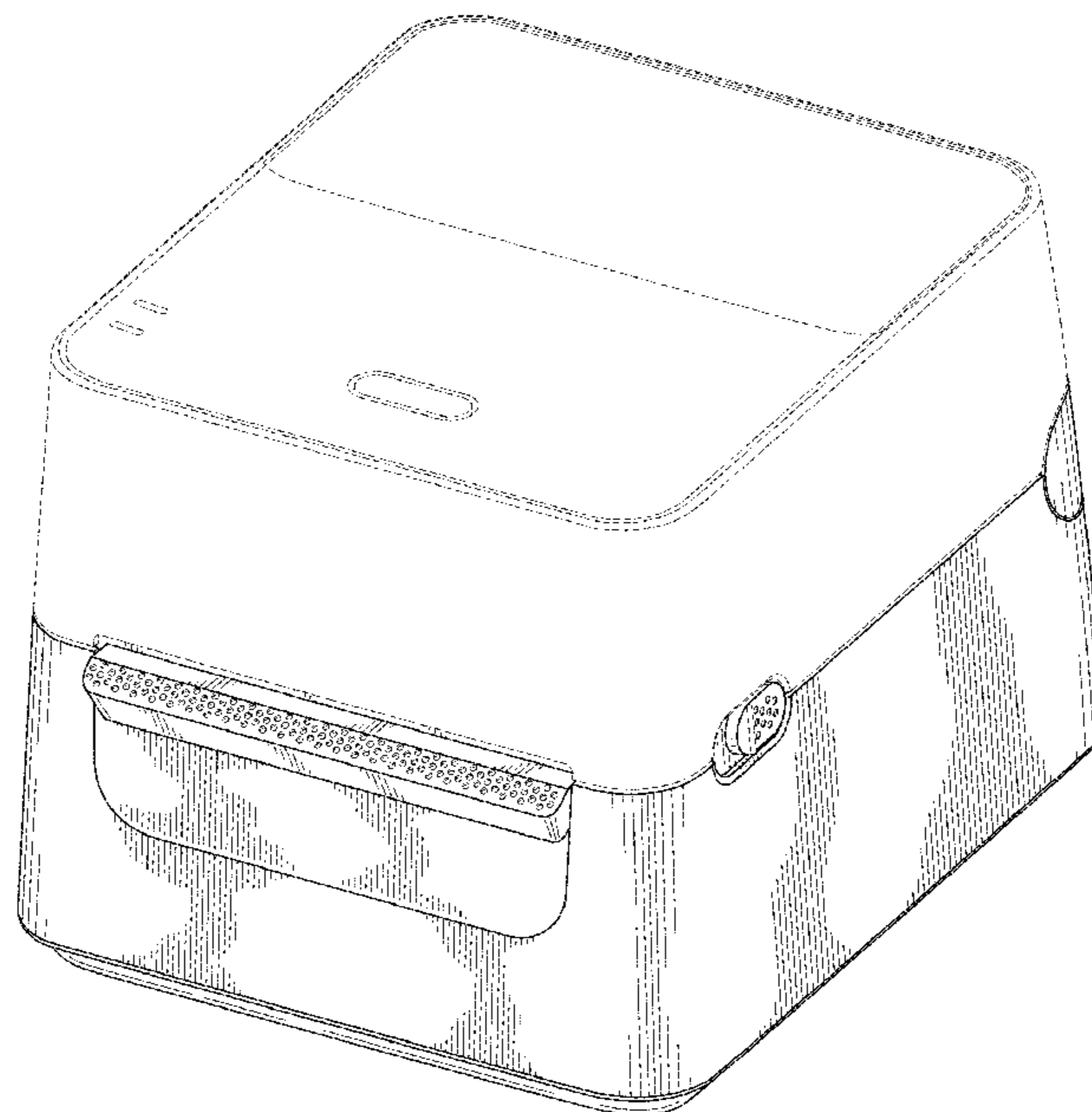


FIG. 1

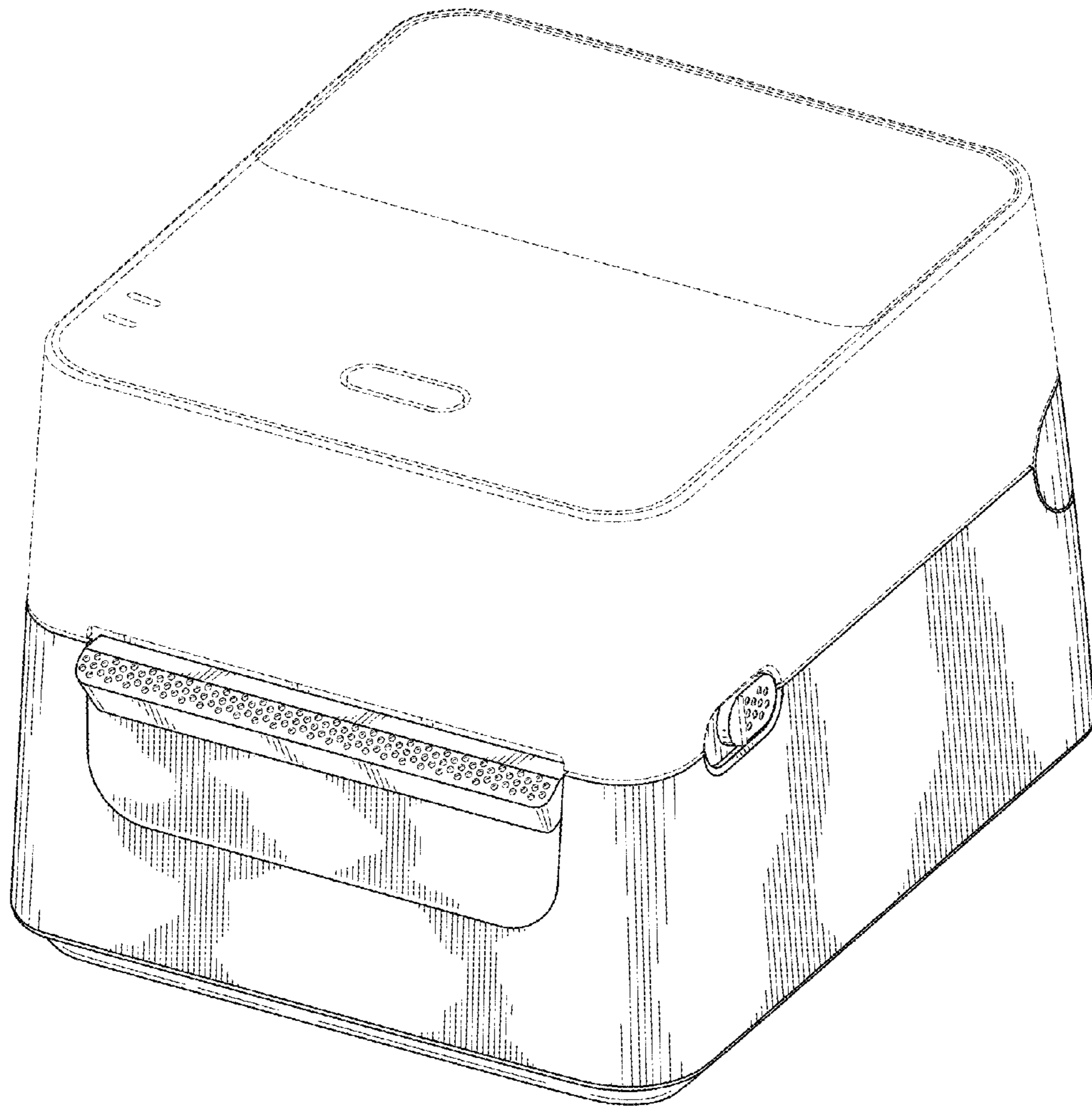


FIG. 2

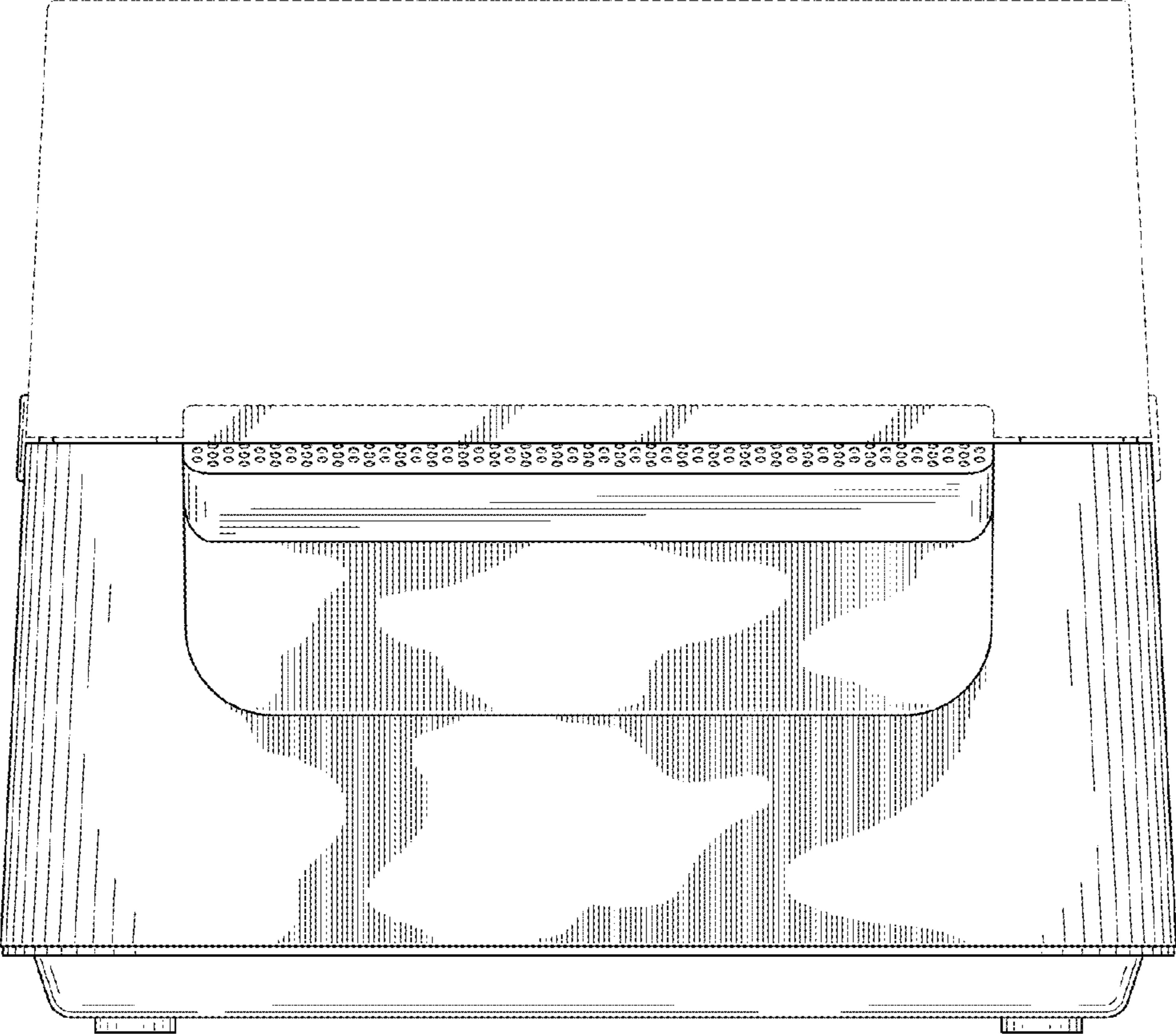


FIG. 3

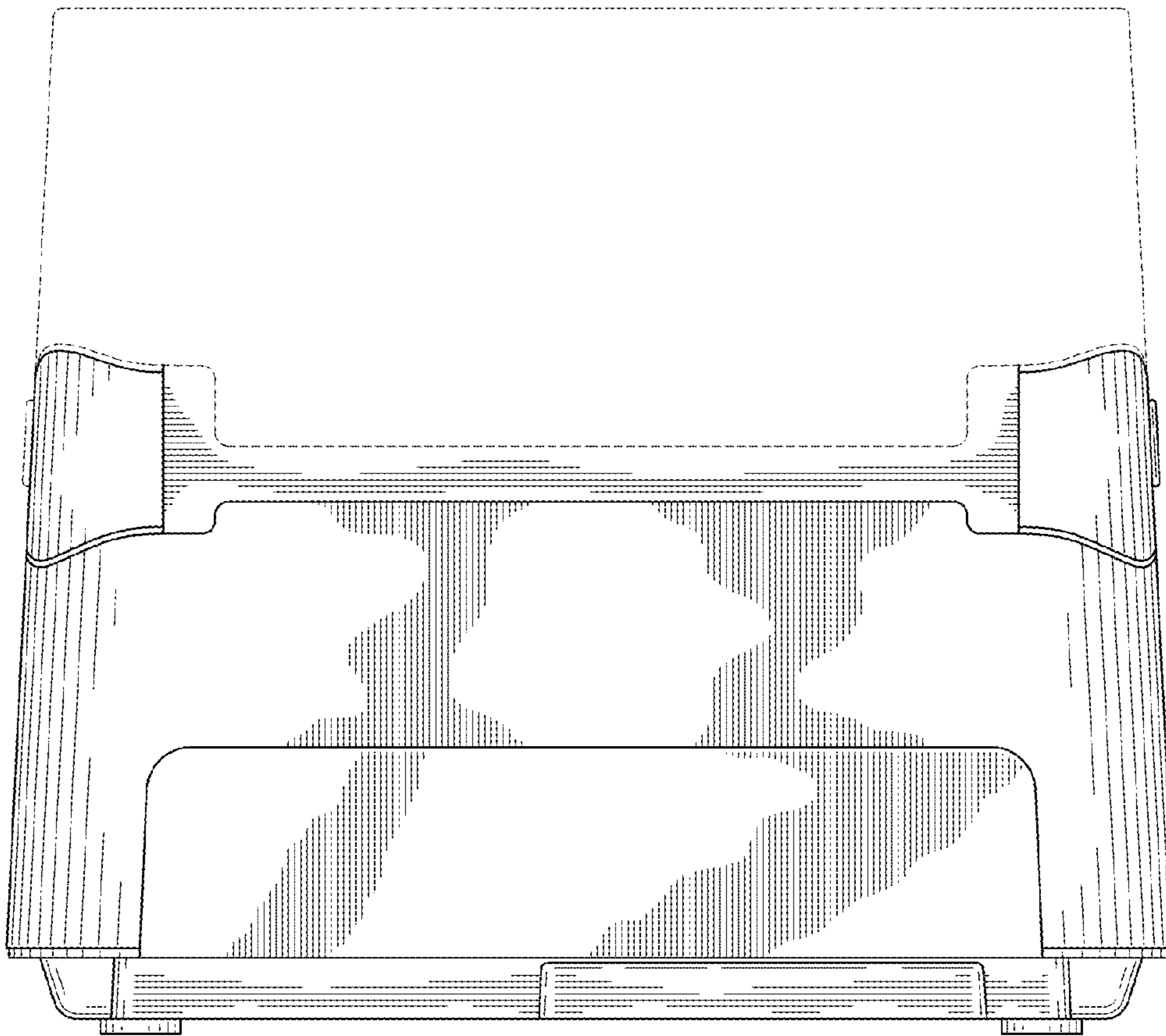


FIG. 4

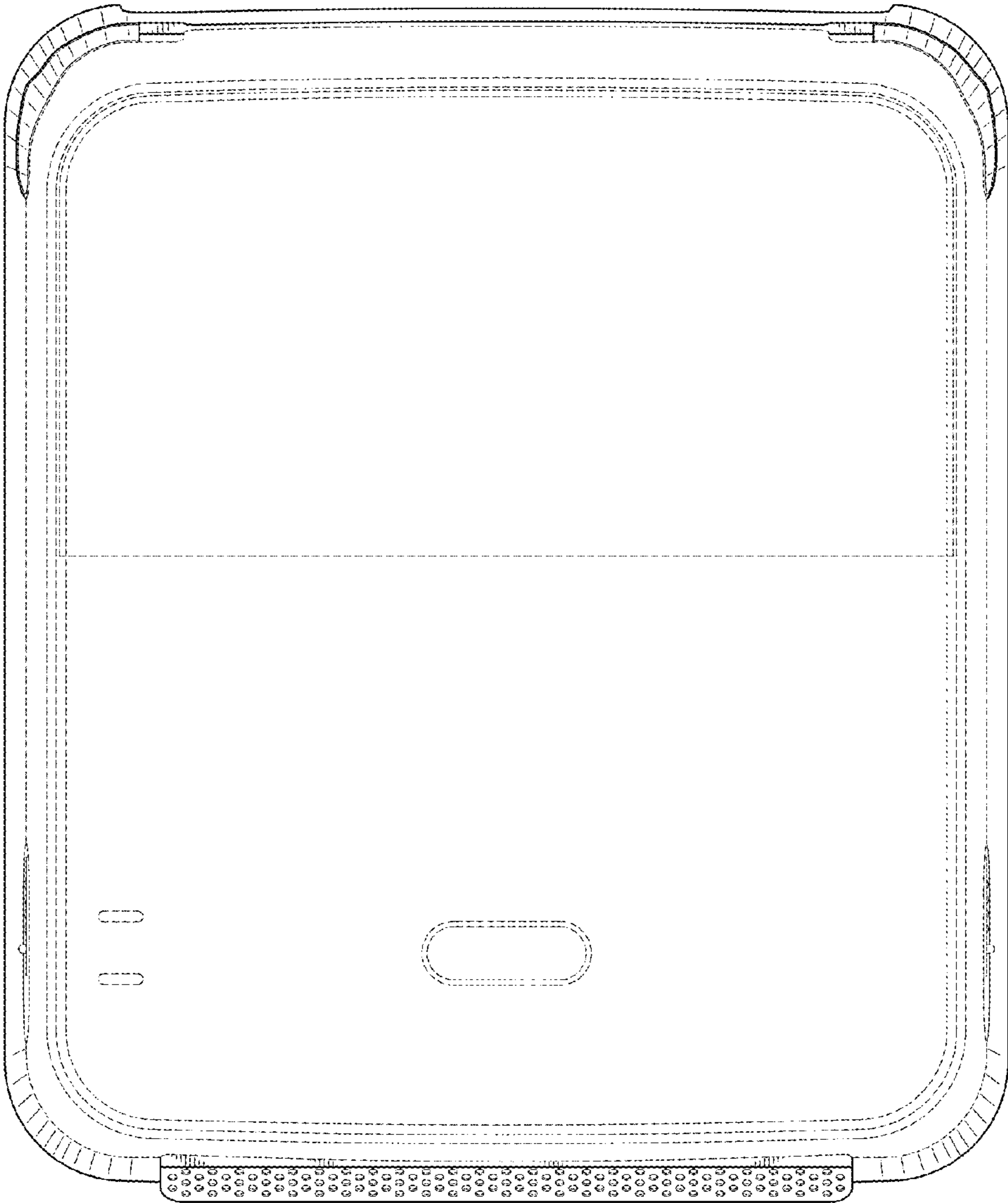


FIG. 5

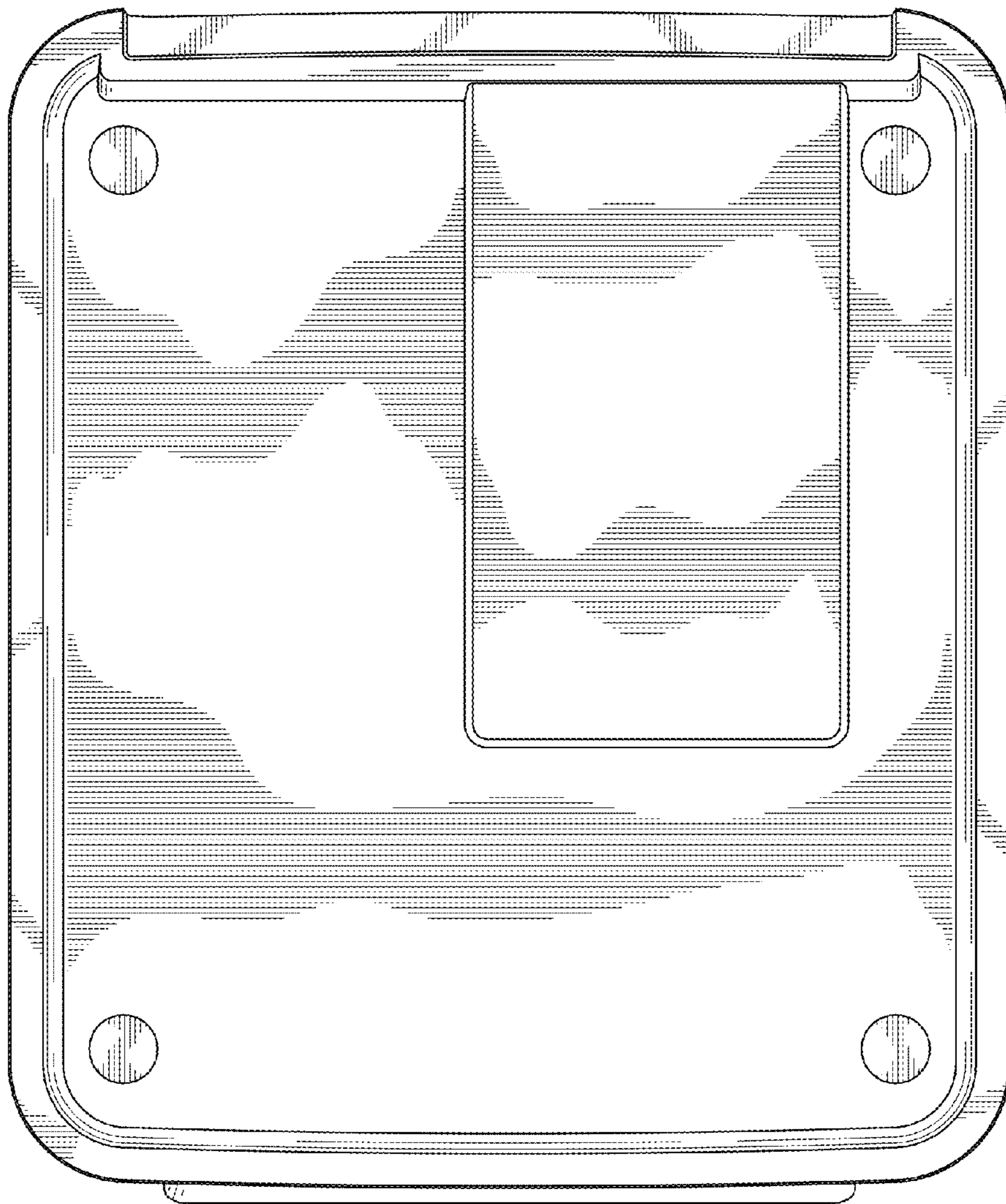


FIG. 6

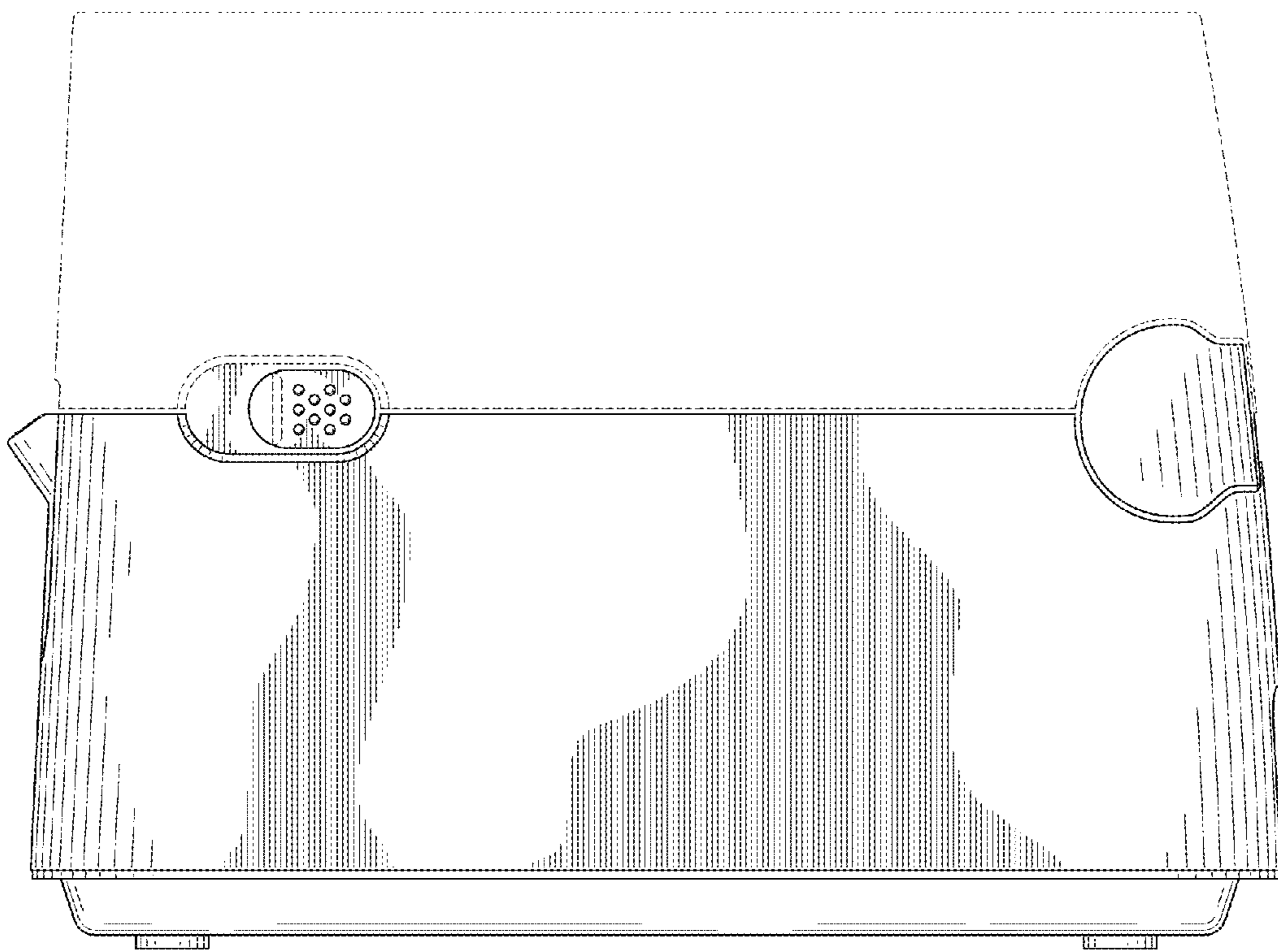


FIG. 7

