



US00D766355S

(12) **United States Design Patent** (10) **Patent No.:** **US D766,355 S**
Hurns, Jr. (45) **Date of Patent:** **** *Sep. 13, 2016**

- (54) **GUITAR HEADSTOCK**
- (71) Applicant: **Shelby Hurns, Jr.**, Rancho Cucamonga, CA (US)
- (72) Inventor: **Shelby Hurns, Jr.**, Rancho Cucamonga, CA (US)
- (73) Assignee: **Shelby Hurns, Jr.**, Rancho Cucamonga, CA (US)
- (*) Notice: This patent is subject to a terminal disclaimer.
- (**) Term: **14 Years**
- (21) Appl. No.: **29/496,334**
- (22) Filed: **Jul. 11, 2014**
- (51) **LOC (10) Cl.** **17-03**
- (52) **U.S. Cl.**
USPC **D17/20**
- (58) **Field of Classification Search**
USPC D17/14, 20, 21; 84/294, 297 R, 299, 84/307, 314 R, 485 R, 726
CPC G10D 1/085; G10D 3/06
See application file for complete search history.

- (56) **References Cited**
U.S. PATENT DOCUMENTS
728,255 A * 5/1903 Lindstrom G10D 3/14 84/297 R
2,816,469 A * 12/1957 Gossom G10D 3/06 84/293
3,192,304 A * 6/1965 Rizzutti G10D 1/10 84/269
4,359,924 A * 11/1982 Brunet G10D 3/06 84/293
D300,638 S * 4/1989 Carriveau D17/20

- D421,766 S * 3/2000 Deyoe D17/20
- D512,453 S * 12/2005 Dawson D17/20
- D533,210 S * 12/2006 Butler D17/20
- D566,748 S * 4/2008 Rico D17/20
- D628,232 S * 11/2010 Jacob D17/20
- D677,712 S * 3/2013 Blanc D17/20
- 2014/0174275 A1* 6/2014 Tanabe G10D 1/08 84/297 R
- 2014/0352517 A1* 12/2014 Zeren G10D 1/08 84/293

OTHER PUBLICATIONS

The Gear Page. Guitars in General Discussion Thread: Tuner placement on headstock. Nov. 20, 2003 [earliest online date], [site visited Apr. 18, 2016]. Available from Internet, <URL:http://www.thegearpage.net/board/index.php?threads/tuner-tuner-hole-placement-on-headstock-does-it-affect-tension-feel.1554627/>.*

* cited by examiner

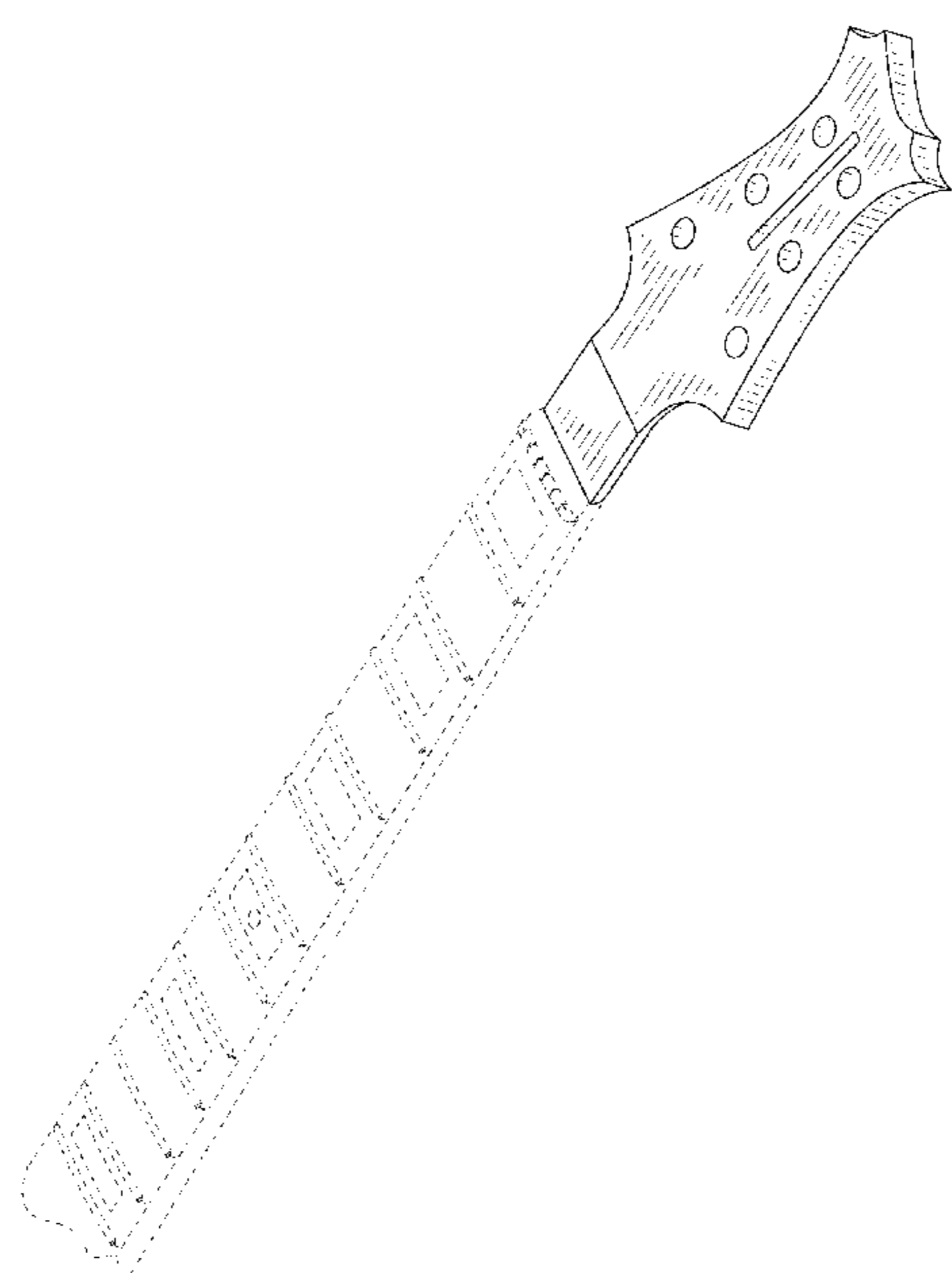
Primary Examiner — Robert M Spear
Assistant Examiner — Darcey E Heflin

(57) **CLAIM**
The ornamental design for a guitar headstock, as shown and described.

DESCRIPTION

FIG. 1 is a perspective front view of a guitar headstock, shown connected to a portion of a guitar neck;
FIG. 2 is a front elevation view of the guitar headstock;
FIG. 3 is a rear elevation view of the guitar headstock;
FIG. 4 is a left elevation view of the guitar headstock;
FIG. 5 is a right elevation view of the guitar headstock;
FIG. 6 is a top elevation view of the guitar headstock; and,
FIG. 7 is a bottom elevation view of the guitar headstock.
In the drawings, the broken line showing of a guitar neck depicts environment and forms no part of the claim.

1 Claim, 3 Drawing Sheets



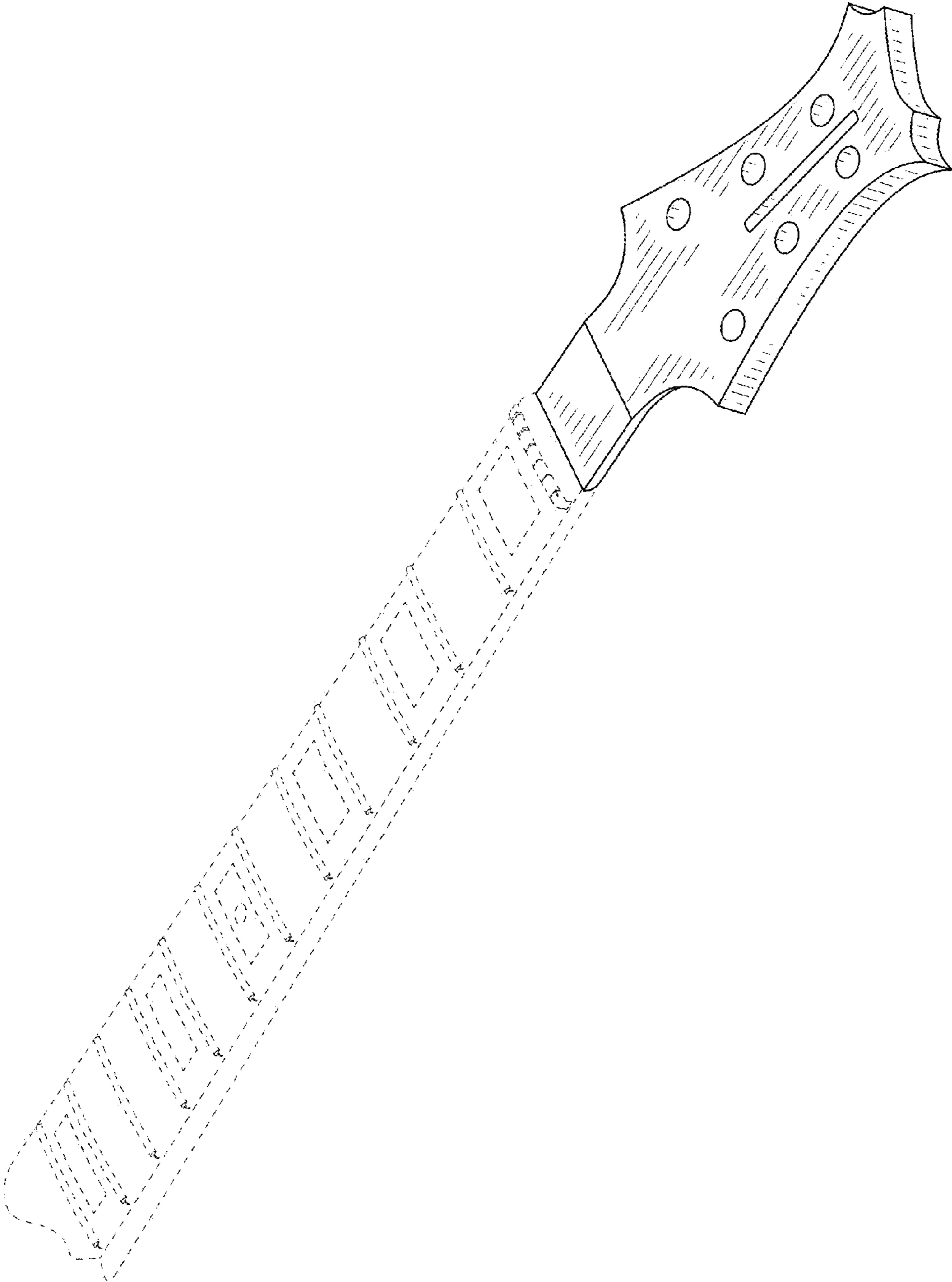


FIG. 1

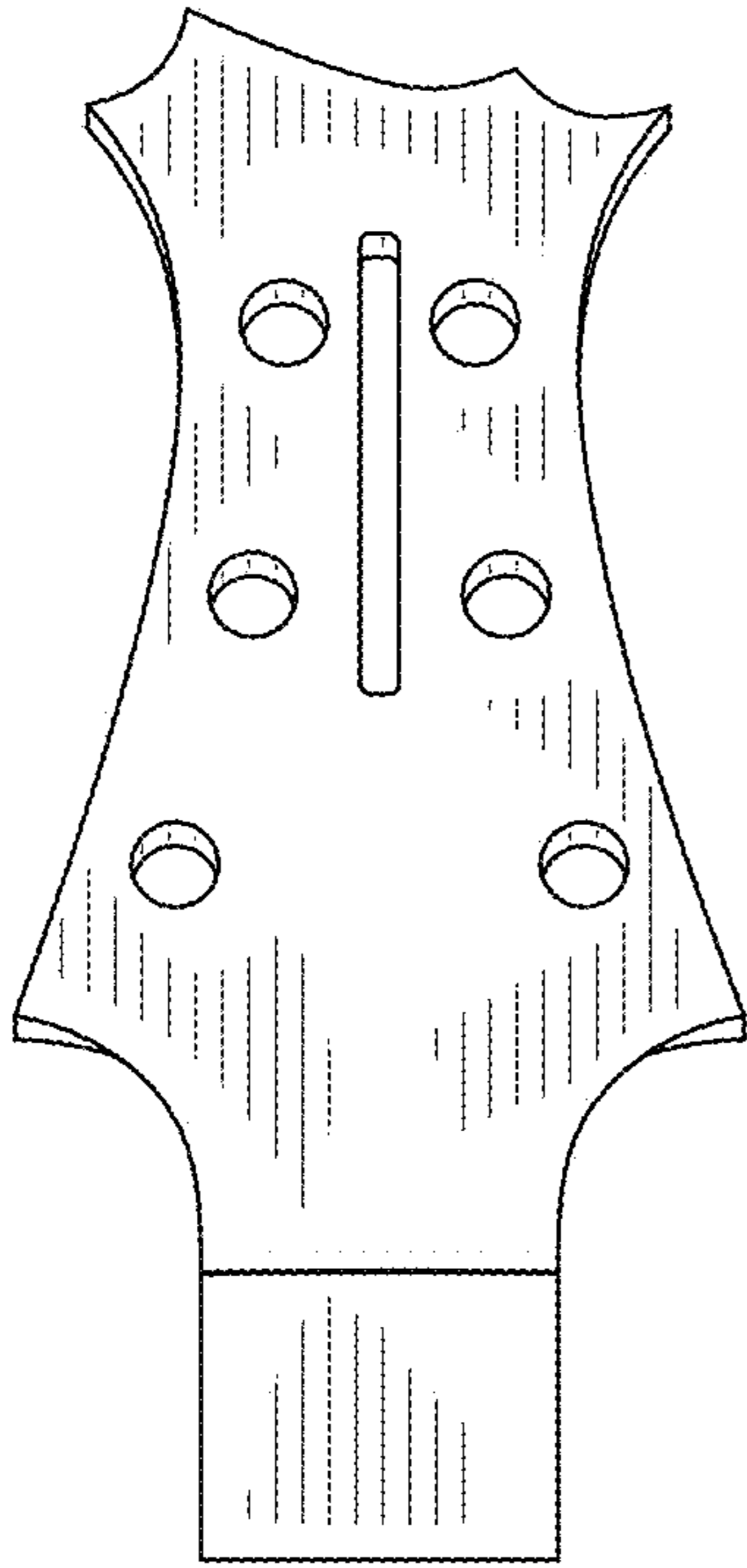


FIG. 2

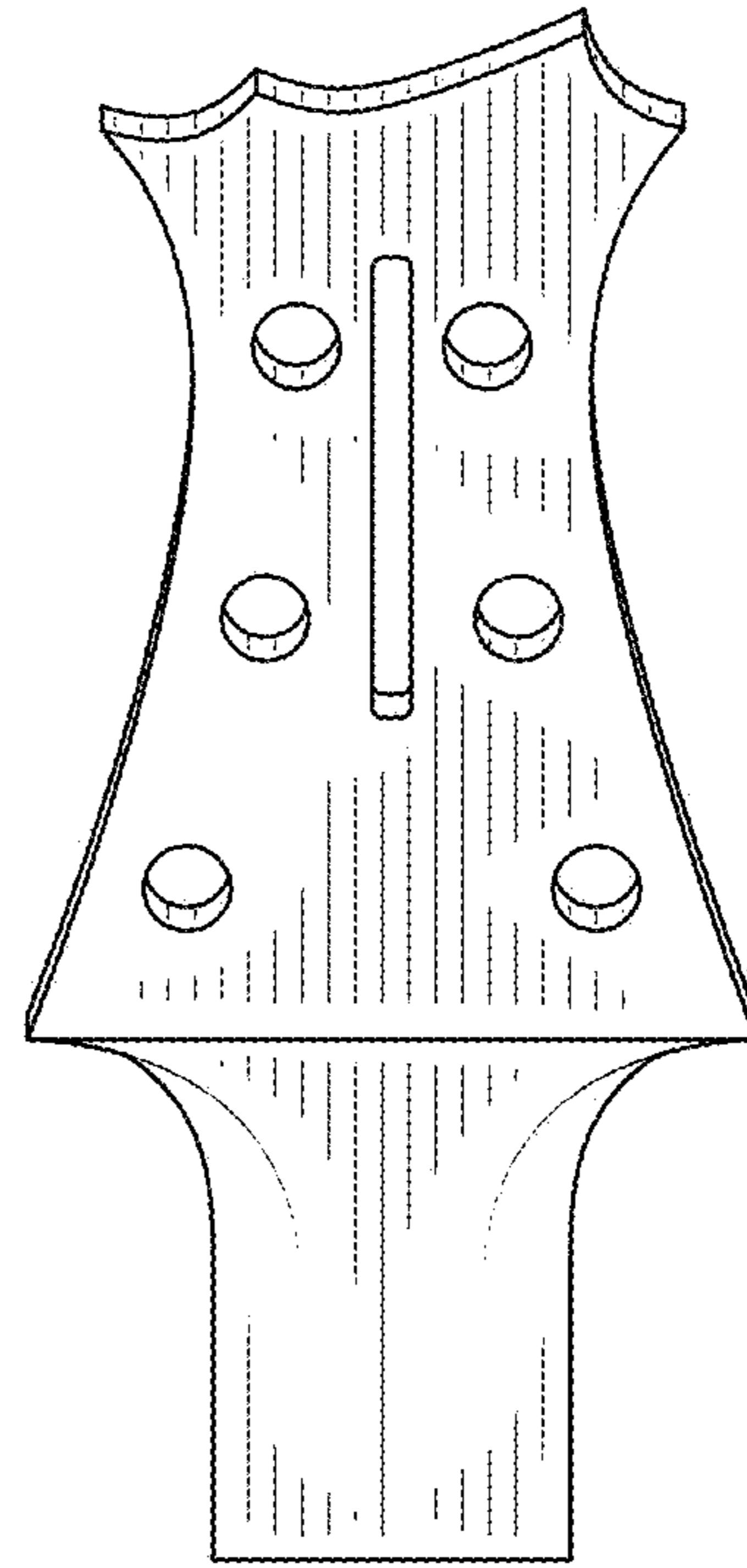


FIG. 3

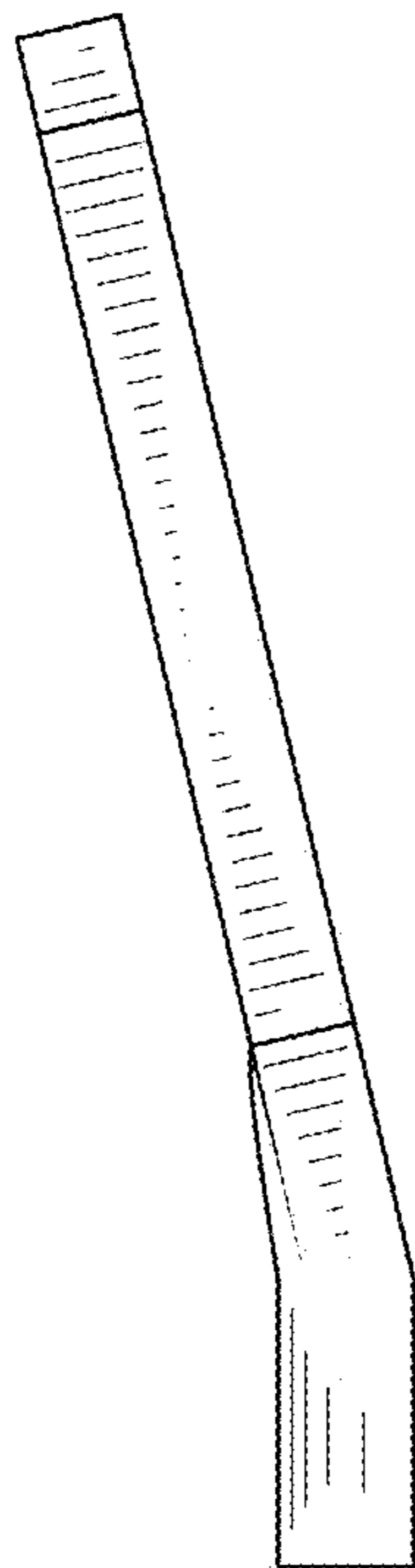


FIG. 4

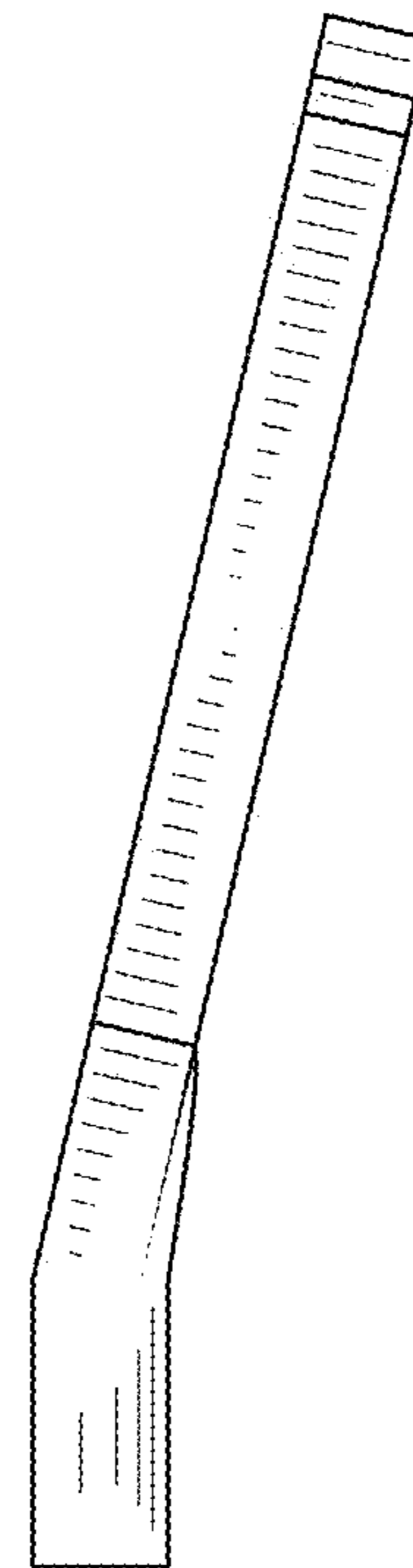


FIG. 5

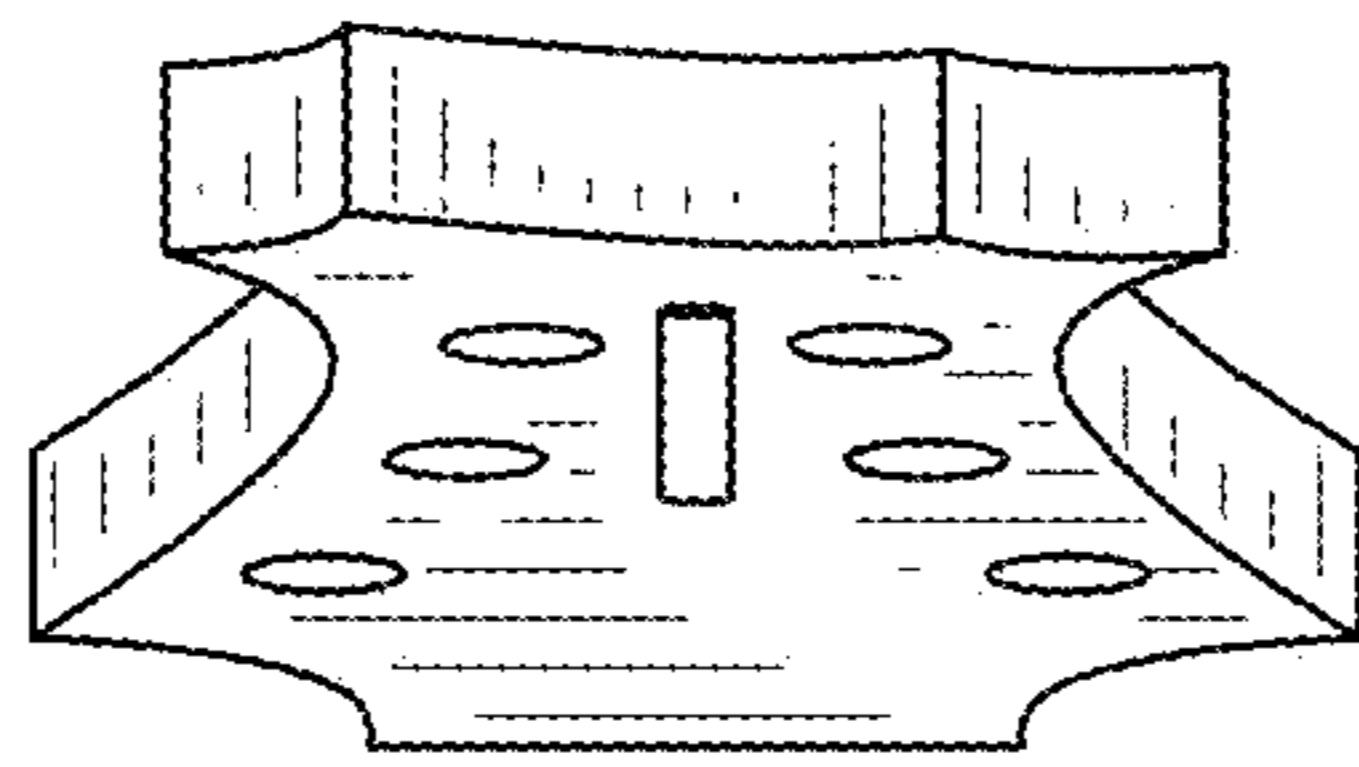


FIG. 6

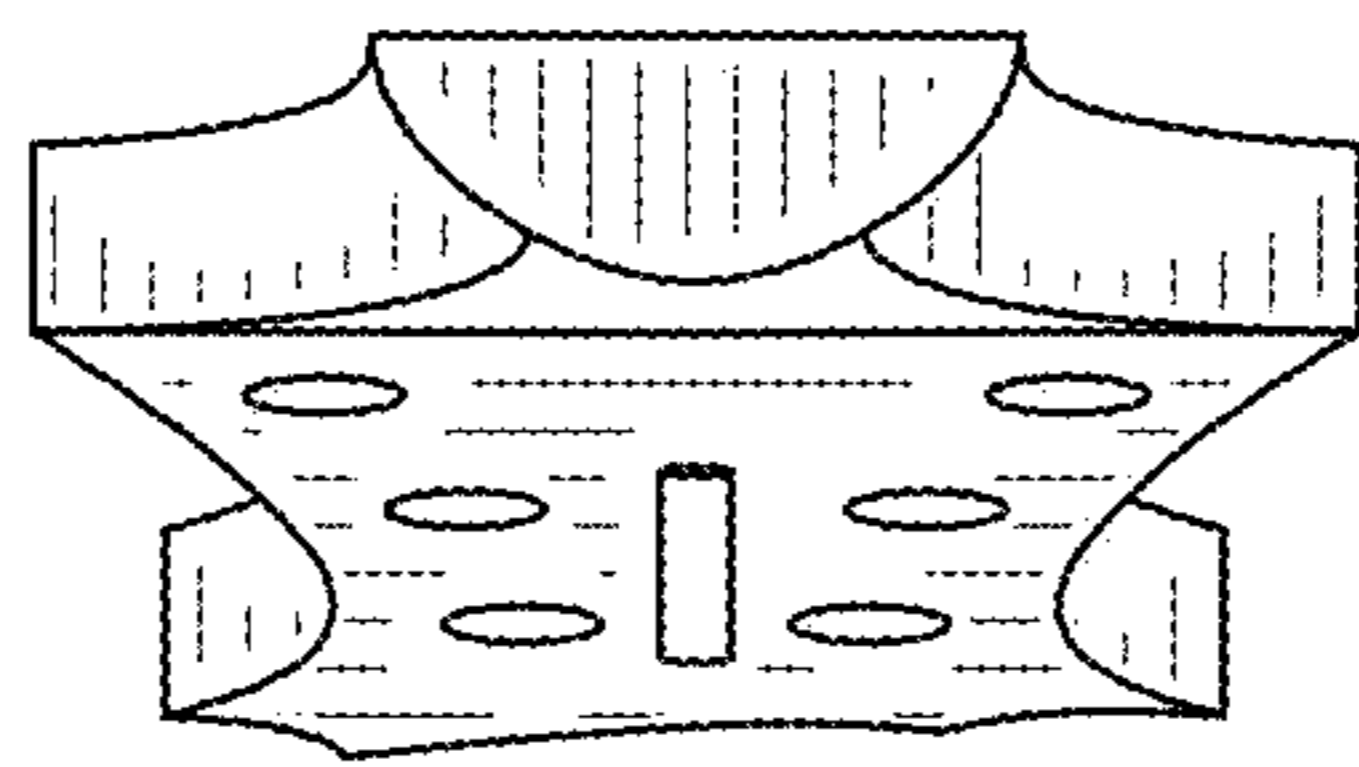


FIG. 7