

US00D766340S

(12) **United States Design Patent** (10) **Patent No.:** **US D766,340 S**
Jackson et al. (45) **Date of Patent:** **** Sep. 13, 2016**

(54) **ENGINE HOOD OF AN AGRICULTURAL VEHICLE**
(71) Applicant: **CNH Industrial America LLC**, New Holland, PA (US)
(72) Inventors: **Dwayne St. George Jackson**, Plainfield, IL (US); **Jonathan Eziquiel-Shriro**, Chicago, IL (US)
(73) Assignee: **CNH Industrial America LLC**, New Holland, PA (US)
(**) Term: **15 Years**

D447,754	S	*	9/2001	Smith	D15/31
D451,106	S	*	11/2001	Crookes	D15/31
D458,944	S	*	6/2002	Crookes	D15/31
D465,500	S	*	11/2002	Workman	D15/31
D483,383	S	*	12/2003	Crookes	D15/31
6,655,486	B2		12/2003	Oshikawa et al.		
D488,488	S	*	4/2004	Montgomery	D15/31
D495,345	S	*	8/2004	Farlow	D15/31
6,848,524	B2		2/2005	Vaillancourt et al.		
D512,079	S	*	11/2005	Farlow	D15/31
D520,527	S	*	5/2006	Crookes	D15/31
D521,532	S	*	5/2006	Higashikawa	D15/31
7,051,786	B2		5/2006	Vuk		
D533,882	S	*	12/2006	Higashikawa	D15/31
D554,669	S	*	11/2007	Crookes	D15/31
D557,714	S	*	12/2007	Higashikawa	D15/31
D558,799	S	*	1/2008	Higashikawa	D15/31

(Continued)

(21) Appl. No.: **29/530,538**
(22) Filed: **Jun. 17, 2015**
(51) **LOC (10) Cl.** **15-03**
(52) **U.S. Cl.**
USPC **D15/31**
(58) **Field of Classification Search**
USPC D15/10, 11, 13-17, 28, 22-26, 31;
D12/173; 180/69.21, 89.1, 89.12, 900,
180/69.2, 68.1, 69.1; 56/13.3, 13.4, 15.8,
56/15.9, 320.1
CPC B62D 25/10; B62D 25/00; B62D
49/00-49/085; B60R 19/52; B60R 21/38;
B60K 13/02; B60K 11/08; B60K 11/04;
F01P 11/10; F01P 5/06; F01P 2001/005;
B60Y 2200/221
See application file for complete search history.

Primary Examiner — Mark Goodwin
(74) *Attorney, Agent, or Firm* — Rebecca L. Henkel

(57) **CLAIM**
The ornamental design for an engine hood of an agricultural vehicle, substantially as shown and described.

DESCRIPTION

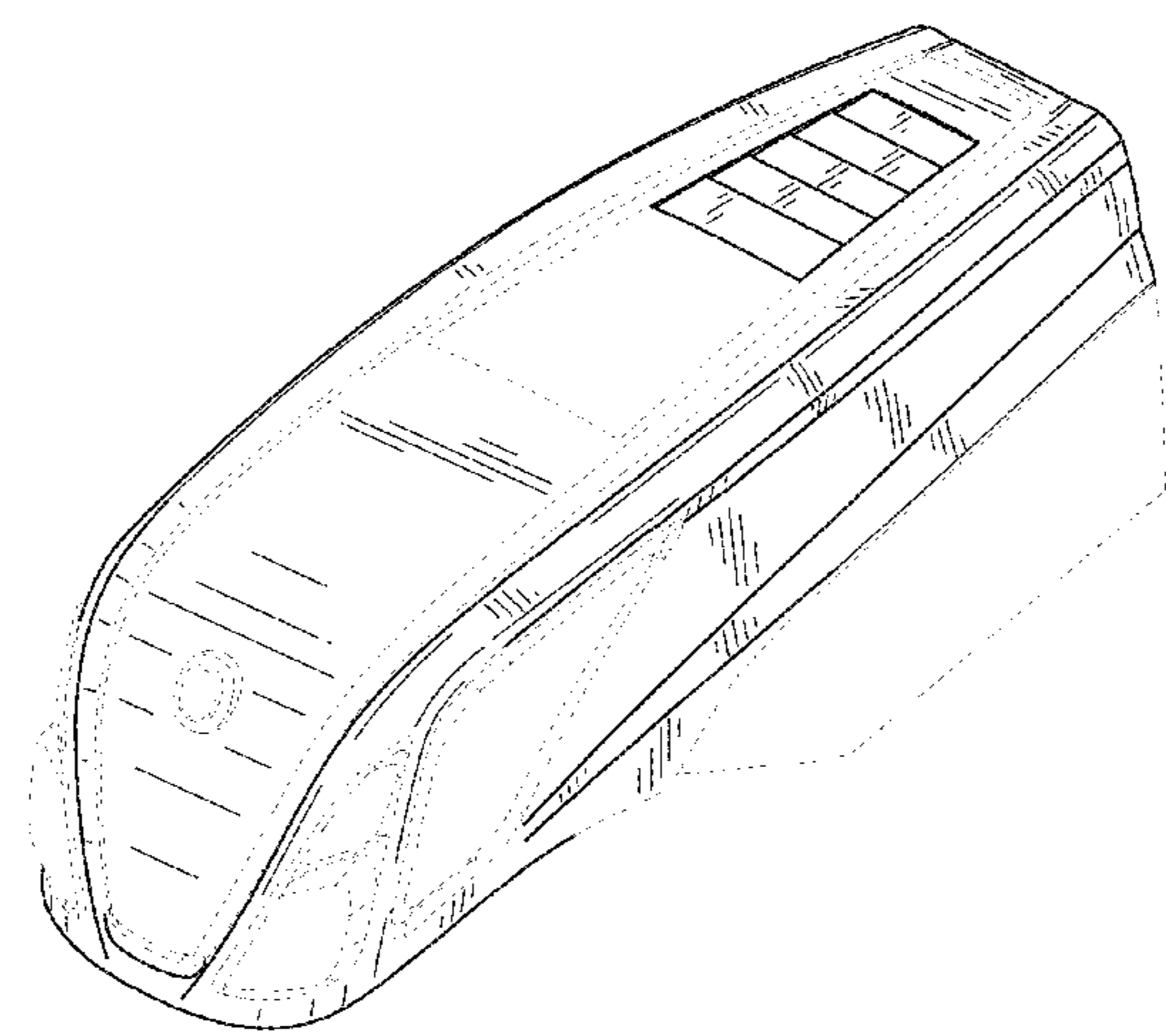
FIG. 1 is a perspective view of an engine hood of an agricultural vehicle having a plurality of panels in a closed position;
FIG. 2 is a perspective view of the engine hood with the plurality of panels in an open position;
FIG. 3 is a front view of the engine hood with the plurality of panels in the open position;
FIG. 4 is a back view of the engine hood with the plurality of panels in the open position;
FIG. 5 is a top view of the engine hood with the plurality of panels in the open position; and,
FIG. 6 is a bottom view of the engine hood with the plurality of panels in the open position.
Phantom lines, where utilized, are for illustrative purposes only and form no part of the claimed design.

1 Claim, 5 Drawing Sheets

(56) **References Cited**

U.S. PATENT DOCUMENTS

4,371,047	A	2/1983	Hale et al.	
4,454,926	A	6/1984	Akins	
5,275,249	A	1/1994	Nelson	
D381,025	S	*	7/1997	Bataille D15/31
D389,492	S	*	1/1998	Schmidt D15/17
D411,210	S	*	6/1999	Goebert D12/163
D447,153	S	*	8/2001	Hornung D15/17



(56)

References Cited

U.S. PATENT DOCUMENTS

D560,692 S *	1/2008	Moen	D15/31	D676,466 S *	2/2013	Ewringmann	D15/20
D570,382 S *	6/2008	Higashikawa	D15/31	D682,323 S *	5/2013	Ryan	D15/31
D591,777 S *	5/2009	Kokitkar	D15/31	8,505,660 B2	8/2013	Fenchak et al.	
7,559,391 B2	7/2009	Bradley et al.		8,556,013 B2	10/2013	Sturmon et al.	
D620,503 S *	7/2010	Krogh	D15/31	D699,765 S *	2/2014	Tenting	D15/31
D620,955 S *	8/2010	Krogh	D15/31	D706,841 S *	6/2014	Shimomura	D15/31
D631,489 S *	1/2011	Booth	D15/31	D707,729 S *	6/2014	Jackson	D15/31
D632,312 S *	2/2011	Booth	D15/31	D707,730 S *	6/2014	Jackson	D15/31
D646,305 S *	10/2011	Krogh	D15/31	8,807,630 B2	8/2014	Rode et al.	
D655,317 S *	3/2012	Hagele	D15/31	D714,838 S *	10/2014	Shimomura	D15/31
D655,318 S *	3/2012	Hagele	D15/31	D716,348 S *	10/2014	Ryan	D15/31
D661,323 S *	6/2012	Krogh	D15/31	D716,846 S *	11/2014	Carter	D15/31
D668,695 S *	10/2012	Ringer	D15/31	8,893,834 B2	11/2014	Berkeland	
D675,233 S *	1/2013	Kushita	D15/31	2010/0051712 A1	3/2010	Lebeck	
8,347,994 B2	1/2013	Bering et al.		2010/0326755 A1	12/2010	Husson et al.	
				2013/0146377 A1	6/2013	Adamson et al.	
				2014/0151139 A1	6/2014	Rizzon	

* cited by examiner

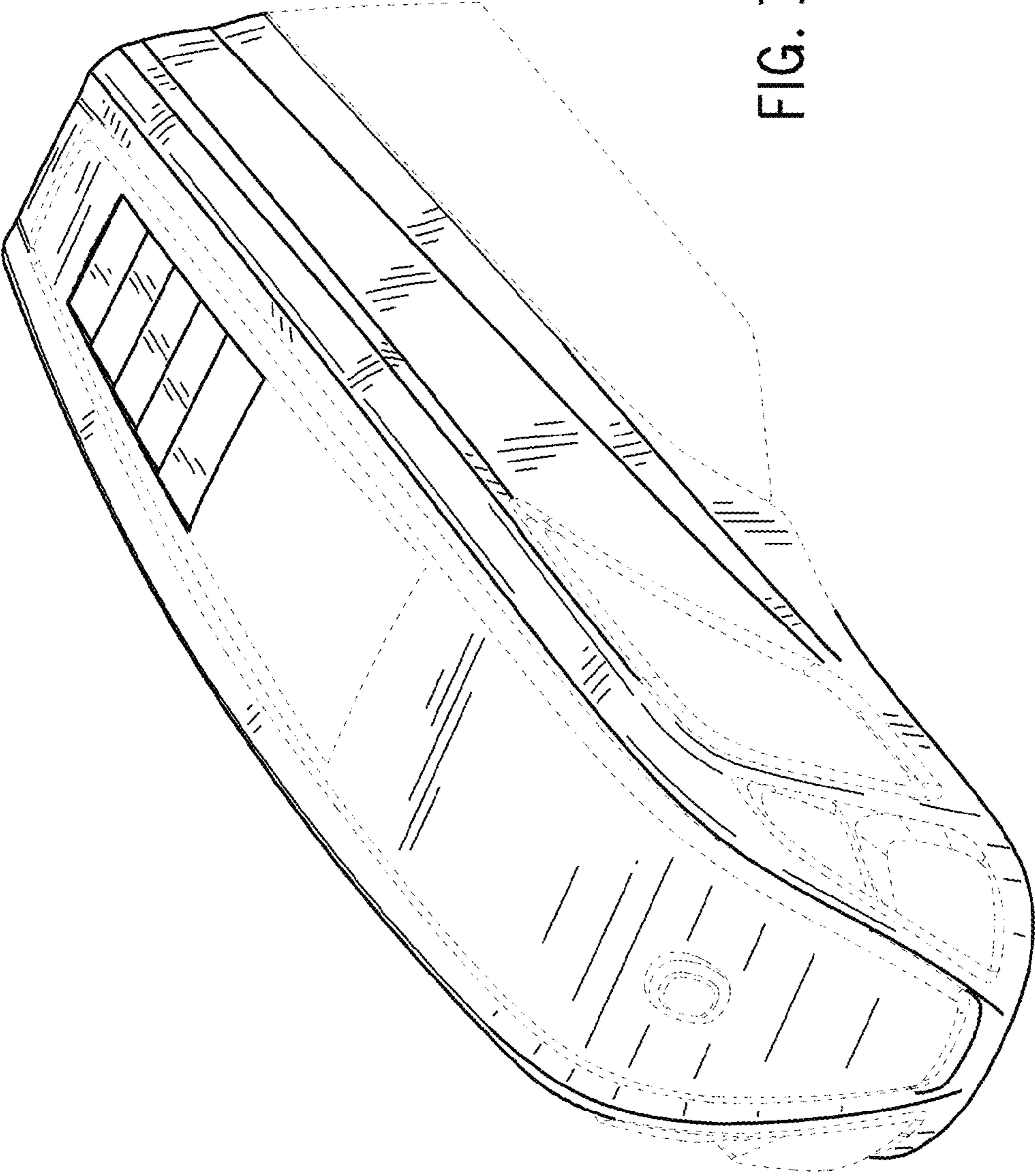


FIG. 1

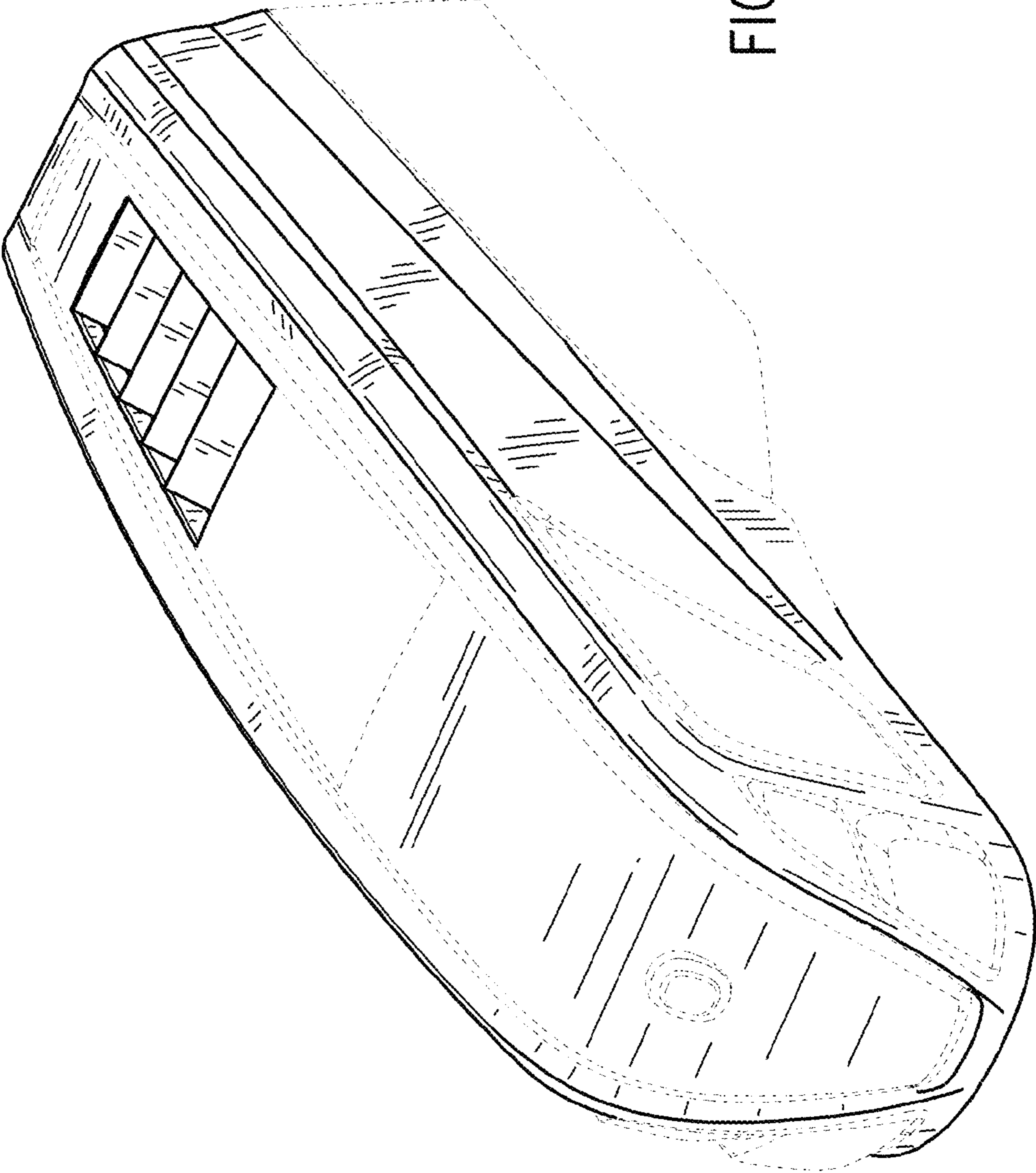


FIG. 2

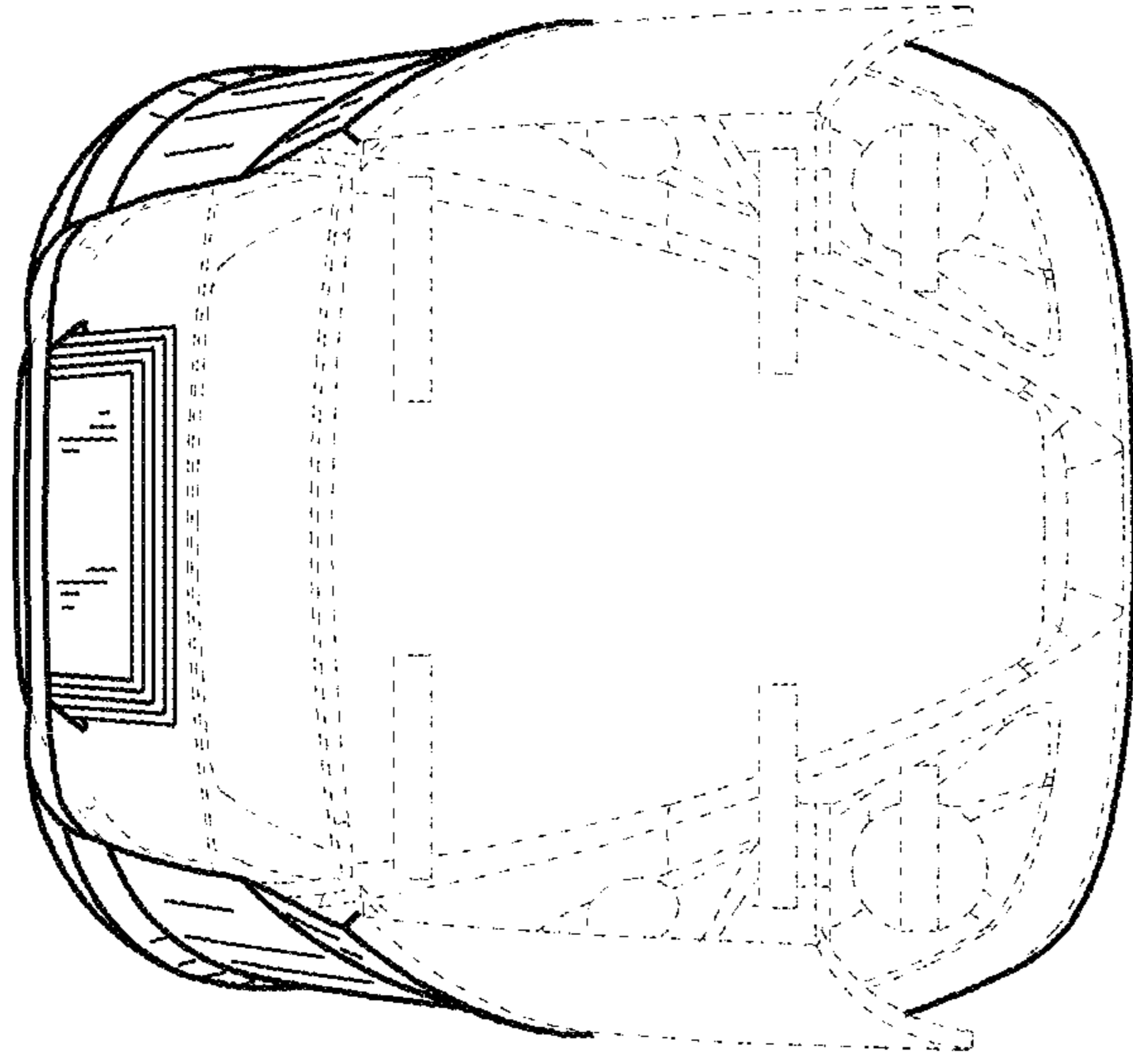


FIG. 3

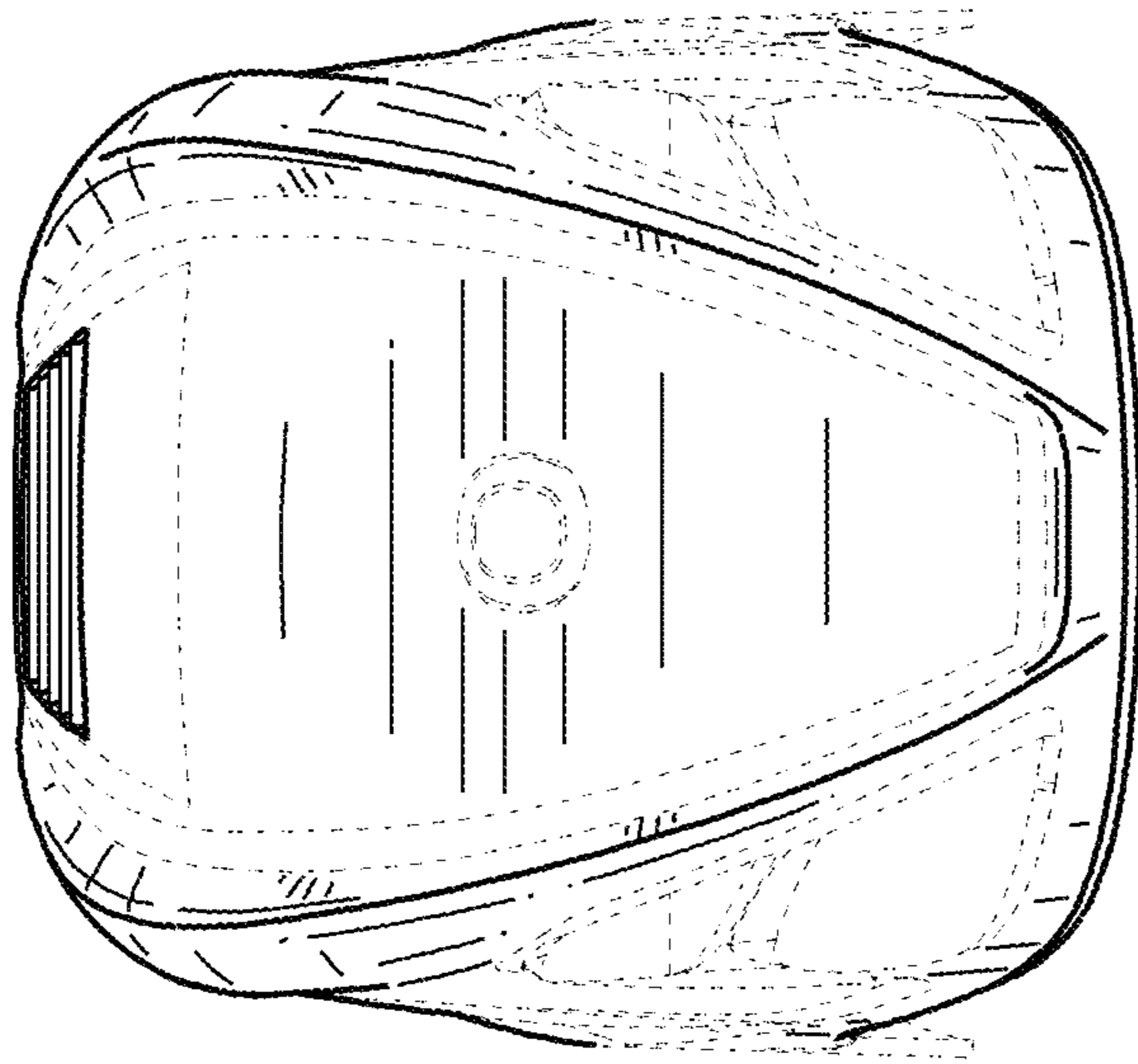


FIG. 4

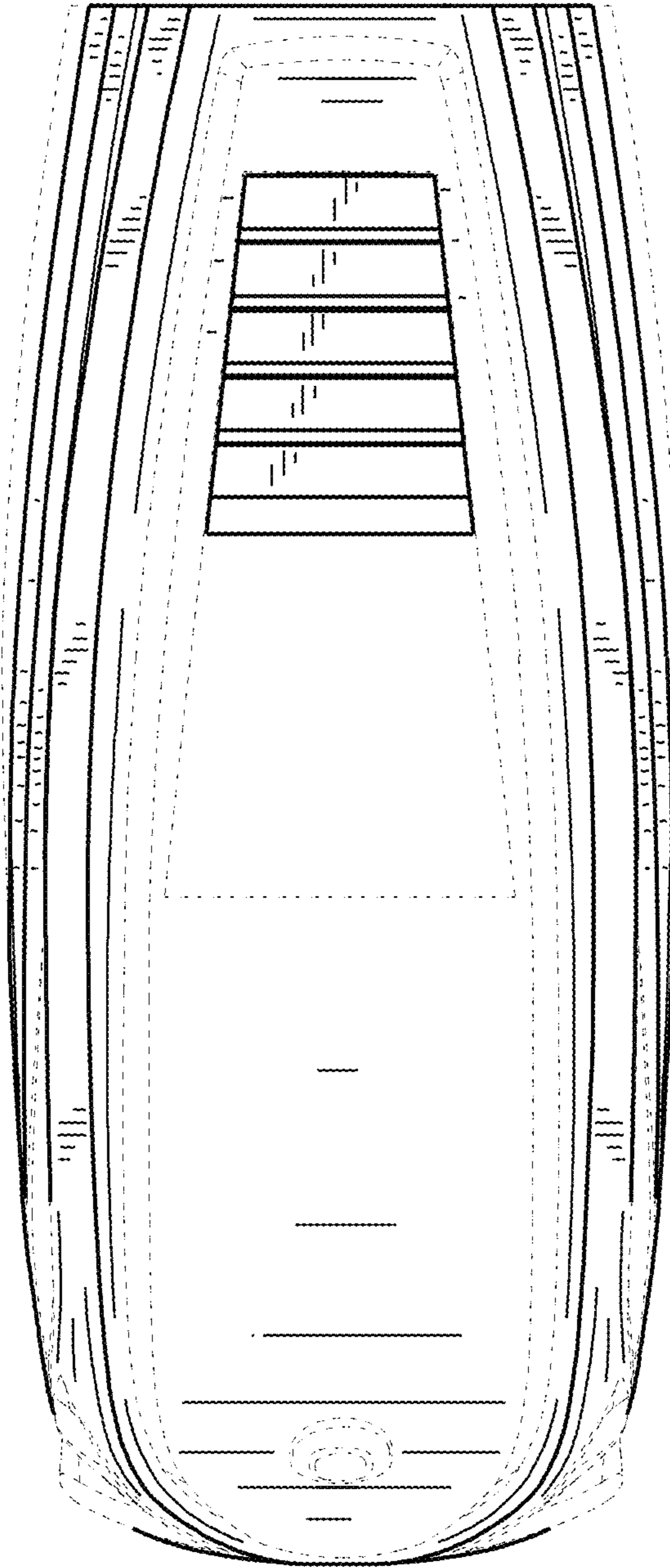


FIG. 5

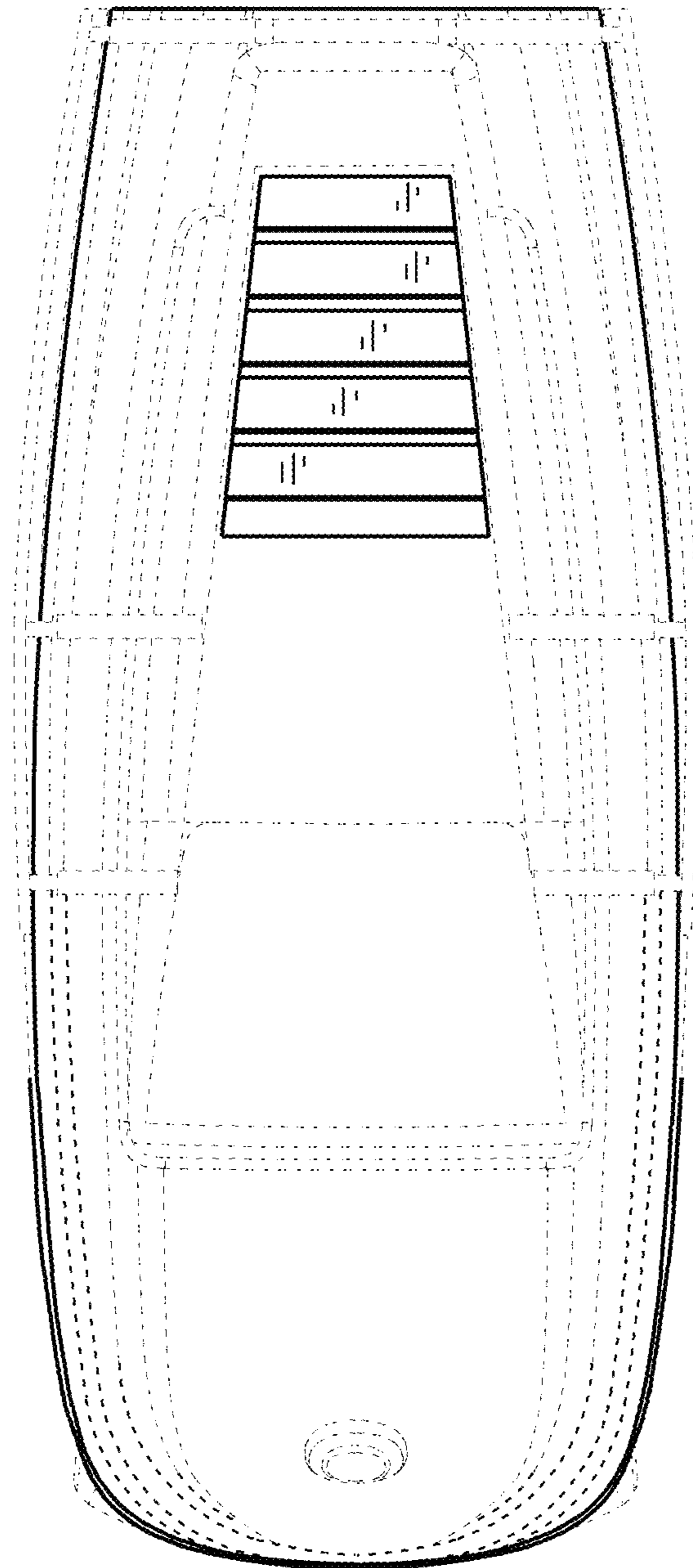


FIG. 6