



US00D766247S

(12) **United States Design Patent** (10) **Patent No.:** **US D766,247 S**
Burmester (45) **Date of Patent:** **** Sep. 13, 2016**

- (54) **COVER FOR A COMPUTER**
- (71) Applicant: **Ergonomic Solutions International Limited, GB-Surrey (GB)**
- (72) Inventor: **Benny Burmester, Surrey (GB)**
- (73) Assignee: **Ergonomic Solutions International Limited (GB)**
- (**) Term: **14 Years**
- (21) Appl. No.: **29/519,815**
- (22) Filed: **Mar. 9, 2015**
- (51) **LOC (10) Cl.** **14-02**
- (52) **U.S. Cl.**
 USPC **D14/440**
- (58) **Field of Classification Search**
 USPC D14/440, 439, 432, 300; D3/276, 300, D3/303
 CPC G06F 1/1656; G06F 1/1628; G06F 1/16; A45C 11/22; A45C 2011/003
 See application file for complete search history.

- (56) **References Cited**
- U.S. PATENT DOCUMENTS
- D397,246 S * 8/1998 Hoofnagle D3/201
 D448,761 S * 10/2001 Powell D14/250
 D448,762 S * 10/2001 Powell D14/250

- D451,094 S * 11/2001 Powell D14/250
 D605,645 S * 12/2009 Kettula D14/253
 D641,756 S * 7/2011 Hsieh D14/440
 D643,029 S * 8/2011 Feng D14/250
 D668,660 S * 10/2012 Norfolk D14/440
 D677,249 S * 3/2013 Li D14/250
 D678,293 S * 3/2013 Meehan D14/440
 D687,427 S * 8/2013 Peterson D14/250
 D698,772 S * 2/2014 Merenda D14/250
 D718,316 S * 11/2014 Veltz D14/440

* cited by examiner

Primary Examiner — Cynthia Underwood
 (74) *Attorney, Agent, or Firm* — Ware, Fressola, Maguire & Barber LLP

(57) **CLAIM**
 I claim the ornamental design for a cover for a computer, as shown and described.

DESCRIPTION

FIG. 1 is a front view of a cover for a computer showing my new design;
 FIG. 2 is a front perspective view thereof;
 FIG. 3 is a rear perspective view thereof;
 FIG. 4 is a rear view thereof;
 FIG. 5 is a top view thereof;
 FIG. 6 is a right side view thereof, the left side being a mirror image thereof; and,
 FIG. 7 is a bottom view thereof.

1 Claim, 3 Drawing Sheets

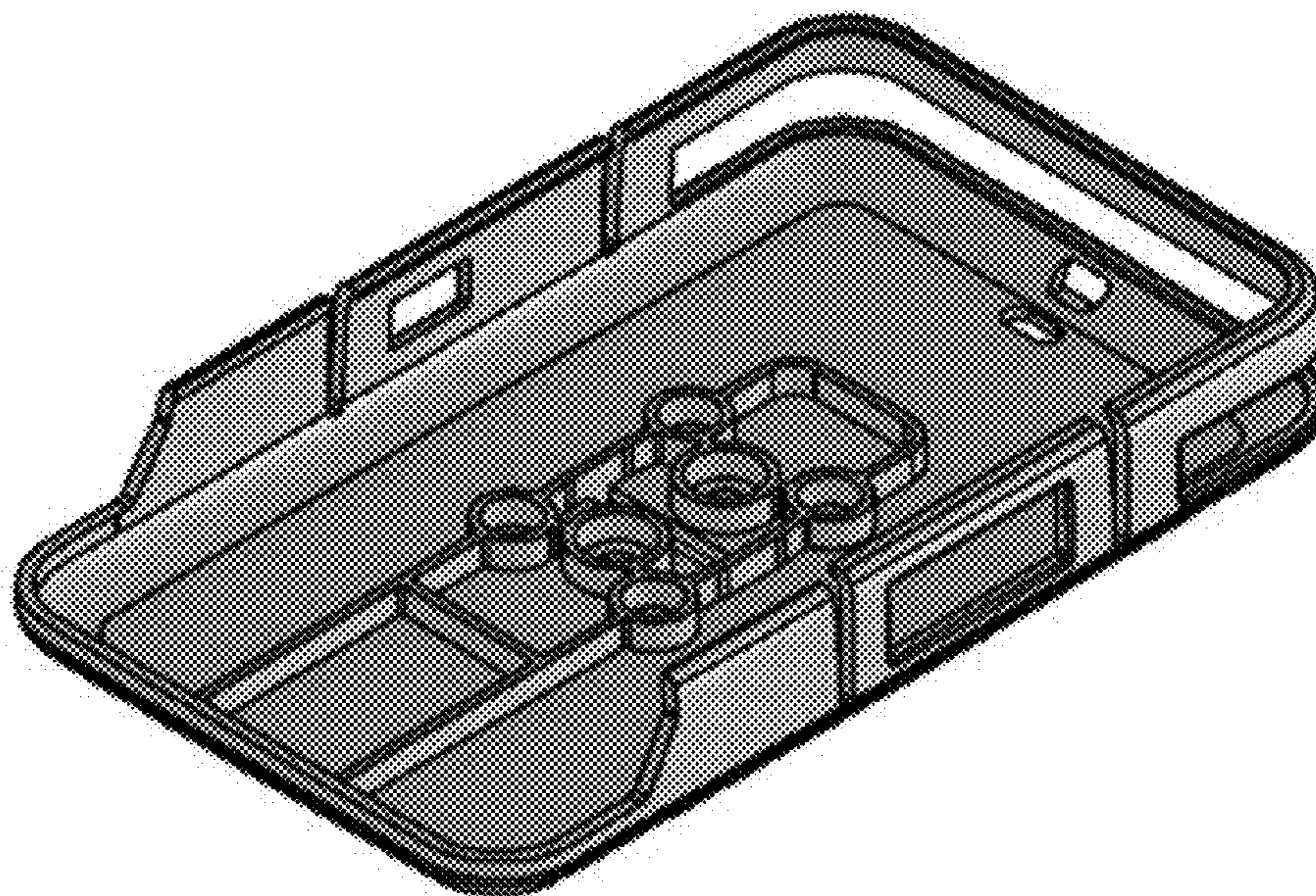


Fig. 1

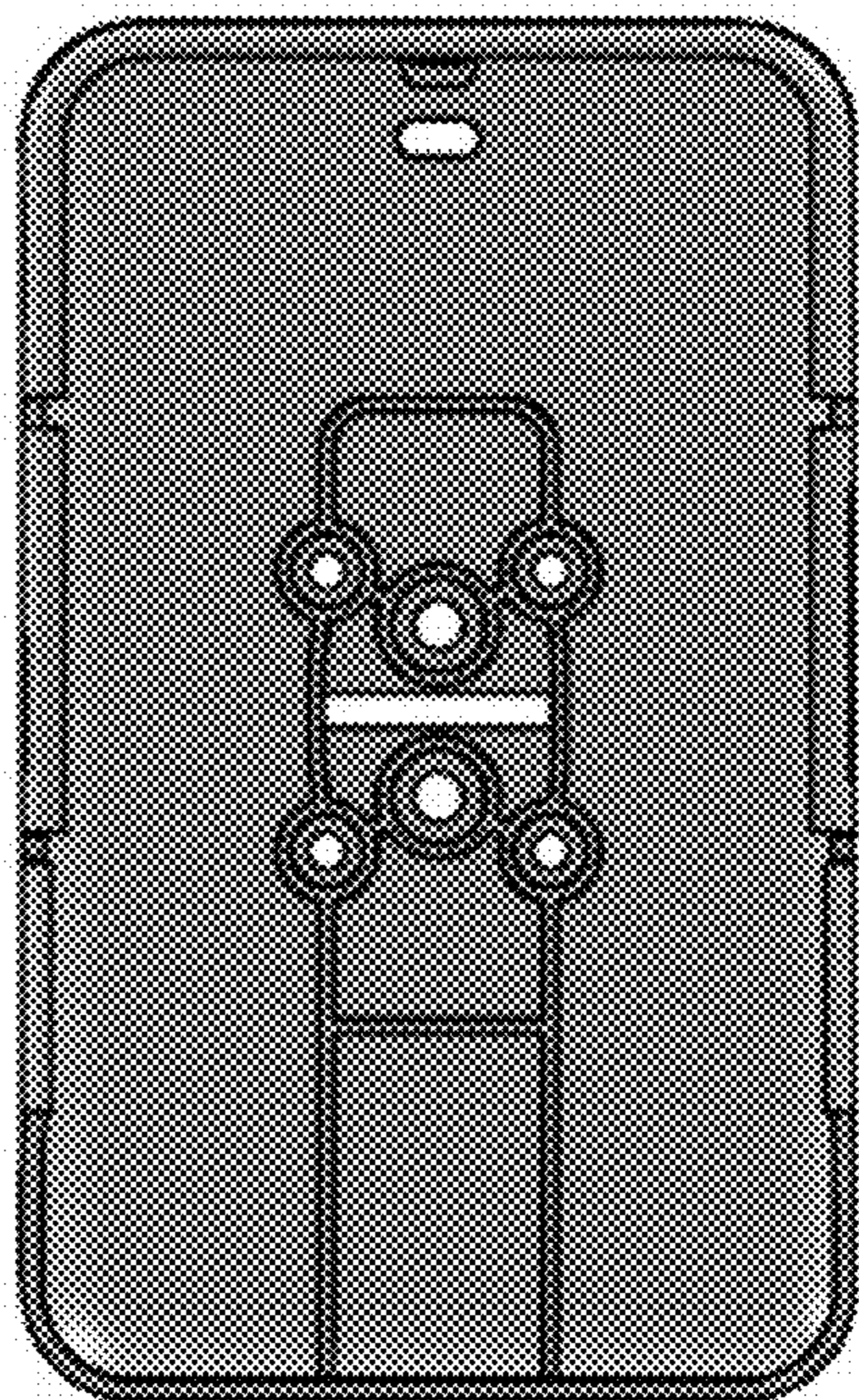


Fig. 2

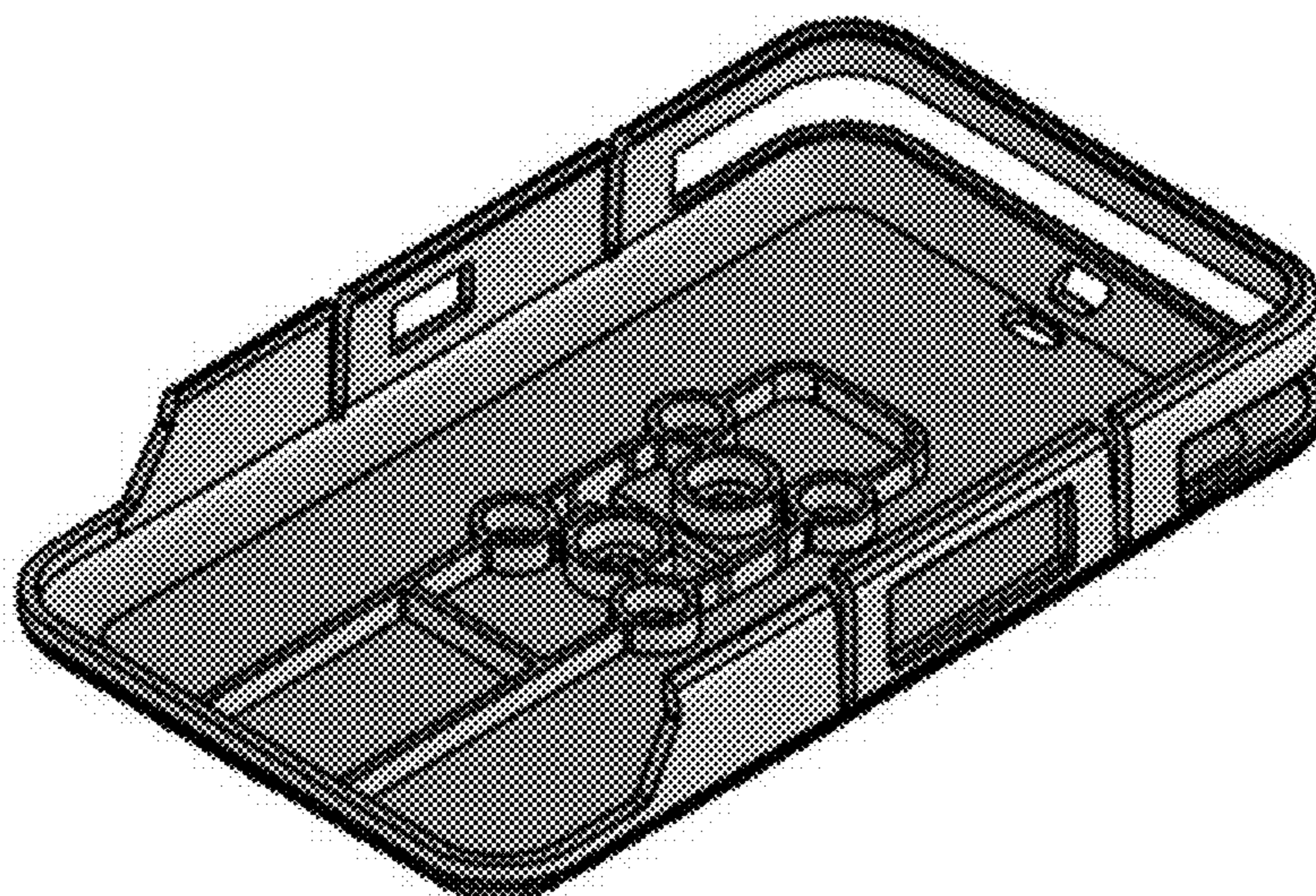


Fig. 3

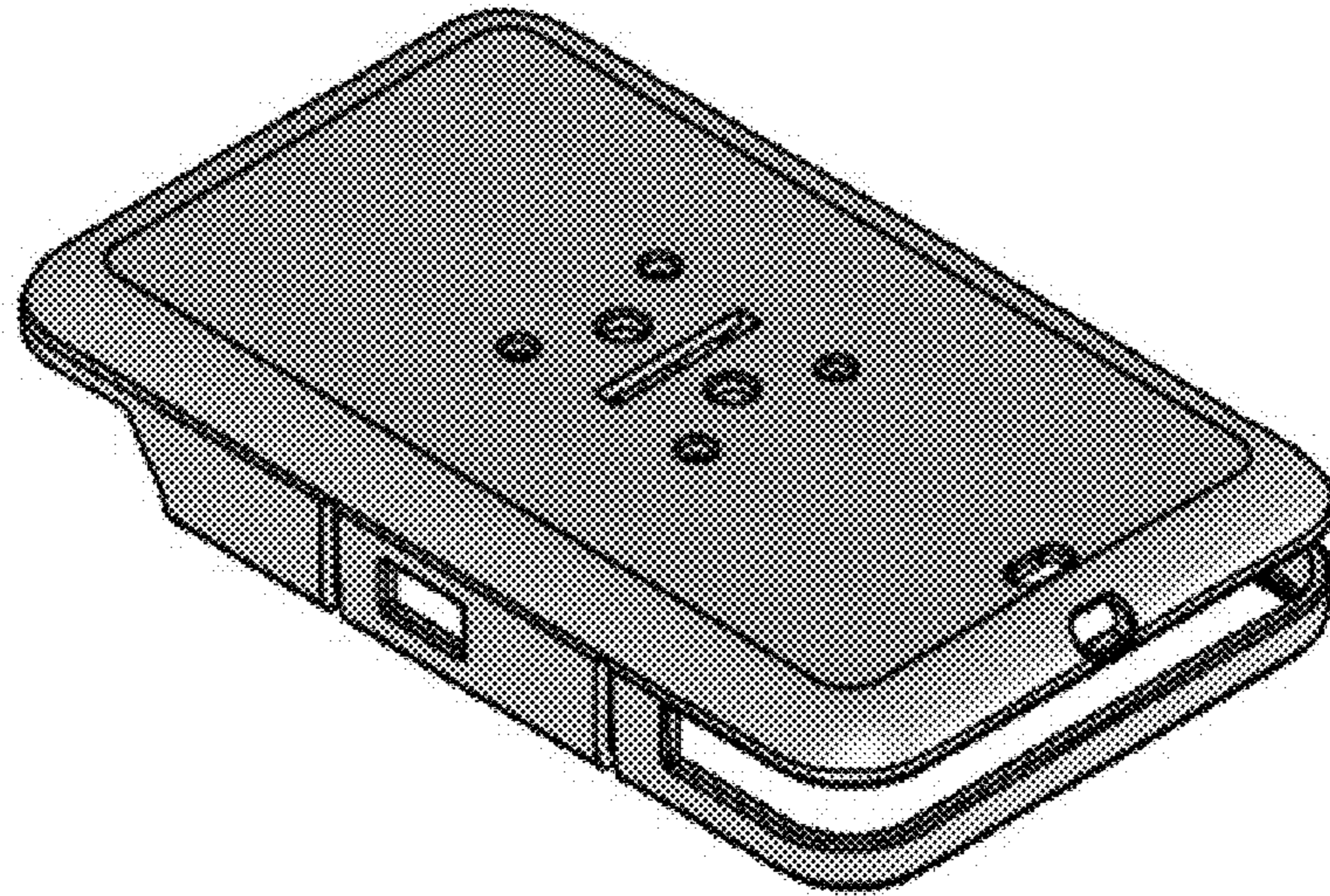


Fig. 4

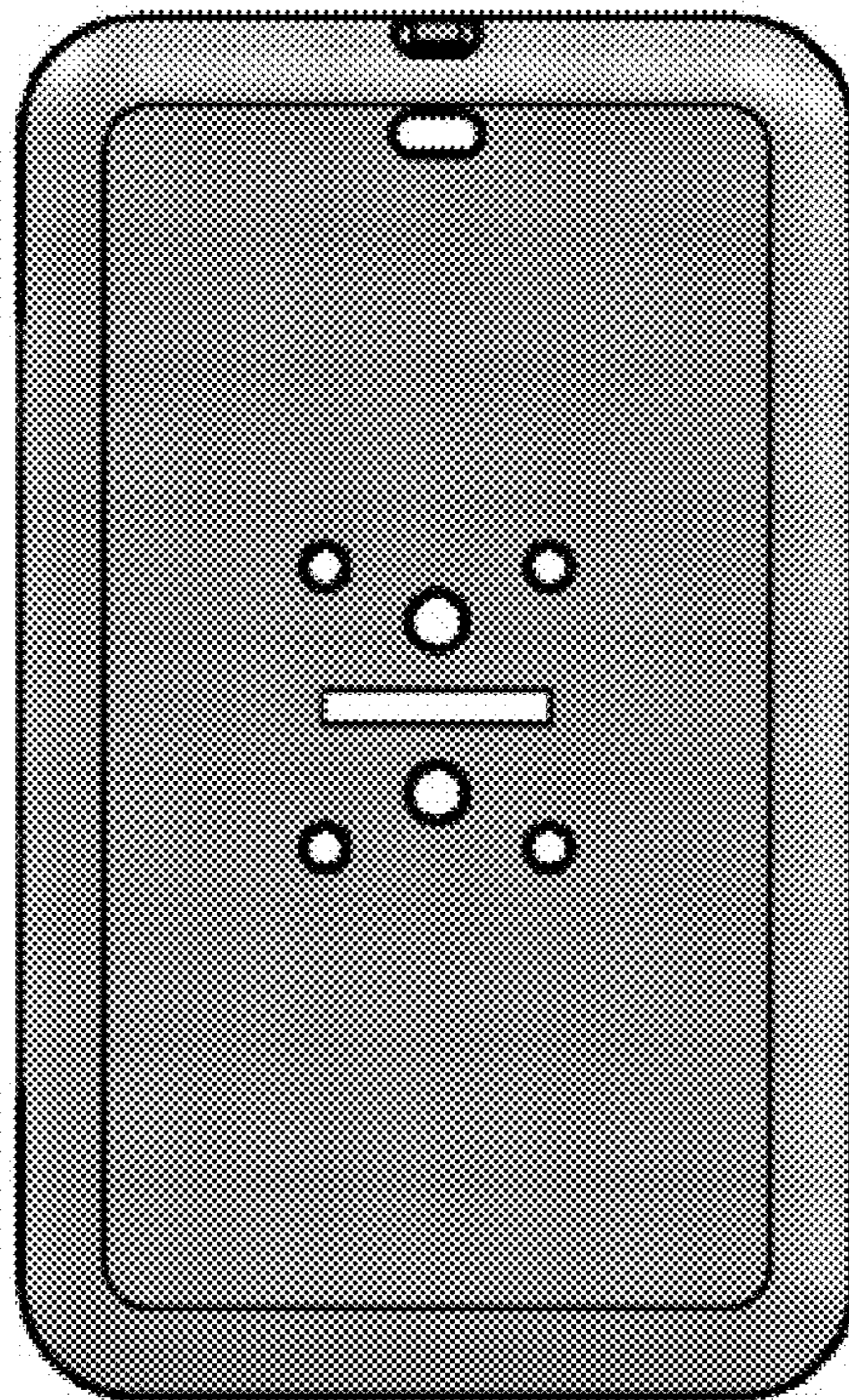


Fig. 5




Fig. 6

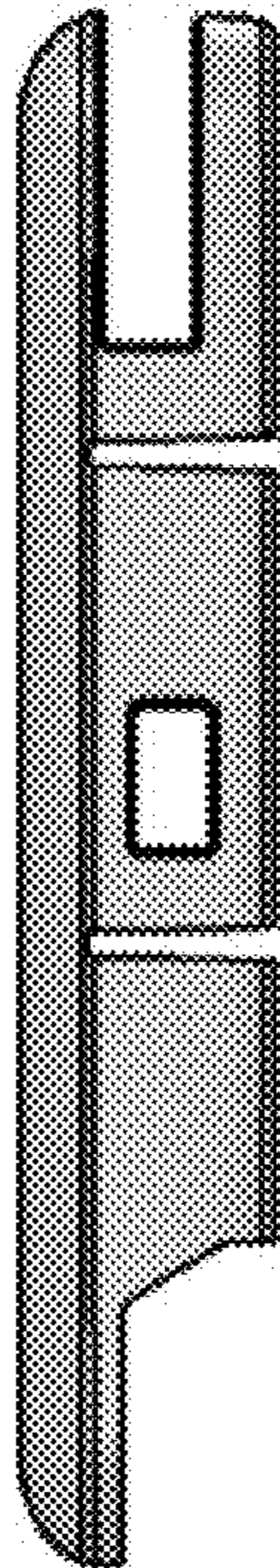


Fig. 7

