



US00D766225S

(12) **United States Design Patent**  
**Williams**

(10) **Patent No.:** **US D766,225 S**

(45) **Date of Patent:** **\*\* Sep. 13, 2016**

(54) **CASE WITH AN INTEGRATED RETENTION FEATURE**

(71) Applicant: **Brent Williams**, Bend, OR (US)

(72) Inventor: **Brent Williams**, Bend, OR (US)

(\*\*) Term: **14 Years**

(21) Appl. No.: **29/482,506**

(22) Filed: **Feb. 19, 2014**

(51) **LOC (10) Cl.** ..... **14-03**

(52) **U.S. Cl.**  
USPC ..... **D14/250**

(58) **Field of Classification Search**  
USPC ..... D14/250–253, 440, 203.3–203.7, 217, D14/496, 248, 238.1, 240, 447, 230, 247, D14/341, 345, 346, 439; D3/201, 218, 269, D3/301, 273, 303; D13/103, 107–108; 220/4.02; 248/309.1; 361/679.56; 379/426, 433.11, 455; 455/575.1, 455/575.8; 190/100; 206/305, 320  
CPC ..... A45C 2011/002; A45C 11/00; A45C 13/002; A45C 2011/003; H04M 1/0283; H04M 1/0202; H04M 1/185; H04B 1/3888  
See application file for complete search history.

(56) **References Cited**

**U.S. PATENT DOCUMENTS**

D467,912 S \* 12/2002 Lai ..... D14/248  
D470,839 S \* 2/2003 Tuhkanen ..... D14/240  
D659,149 S \* 5/2012 Andre ..... D14/436

D660,305 S \* 5/2012 Ho ..... D14/447  
D663,263 S \* 7/2012 Gupta ..... D13/103  
D707,671 S \* 6/2014 Paugh ..... D14/250  
D714,275 S \* 9/2014 Tompkin ..... D14/250  
D723,531 S \* 3/2015 Katzke ..... D14/250  
D724,785 S \* 3/2015 Frederick ..... D14/250  
D727,305 S \* 4/2015 Fisher ..... D14/250  
D728,469 S \* 5/2015 Castelli ..... D13/103  
D740,798 S \* 10/2015 Poon ..... D14/250  
D745,507 S \* 12/2015 Adami ..... D14/250

\* cited by examiner

*Primary Examiner* — Sandra Snapp

*Assistant Examiner* — Holly E Thurman

(74) *Attorney, Agent, or Firm* — Leber Patent Law P.C.

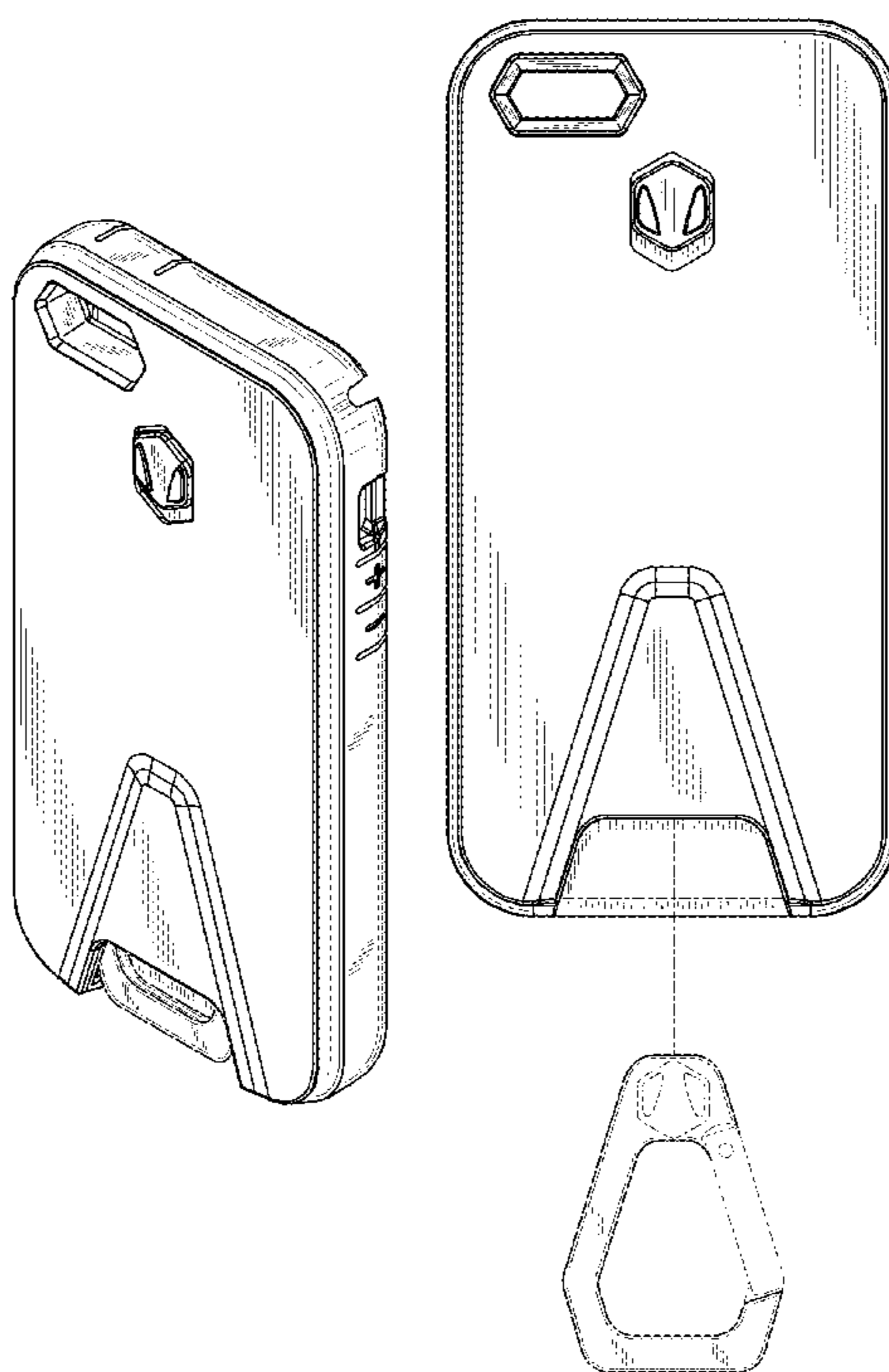
(57) **CLAIM**

What is claimed is the ornamental design for a case with an integrated retention feature, as shown and described.

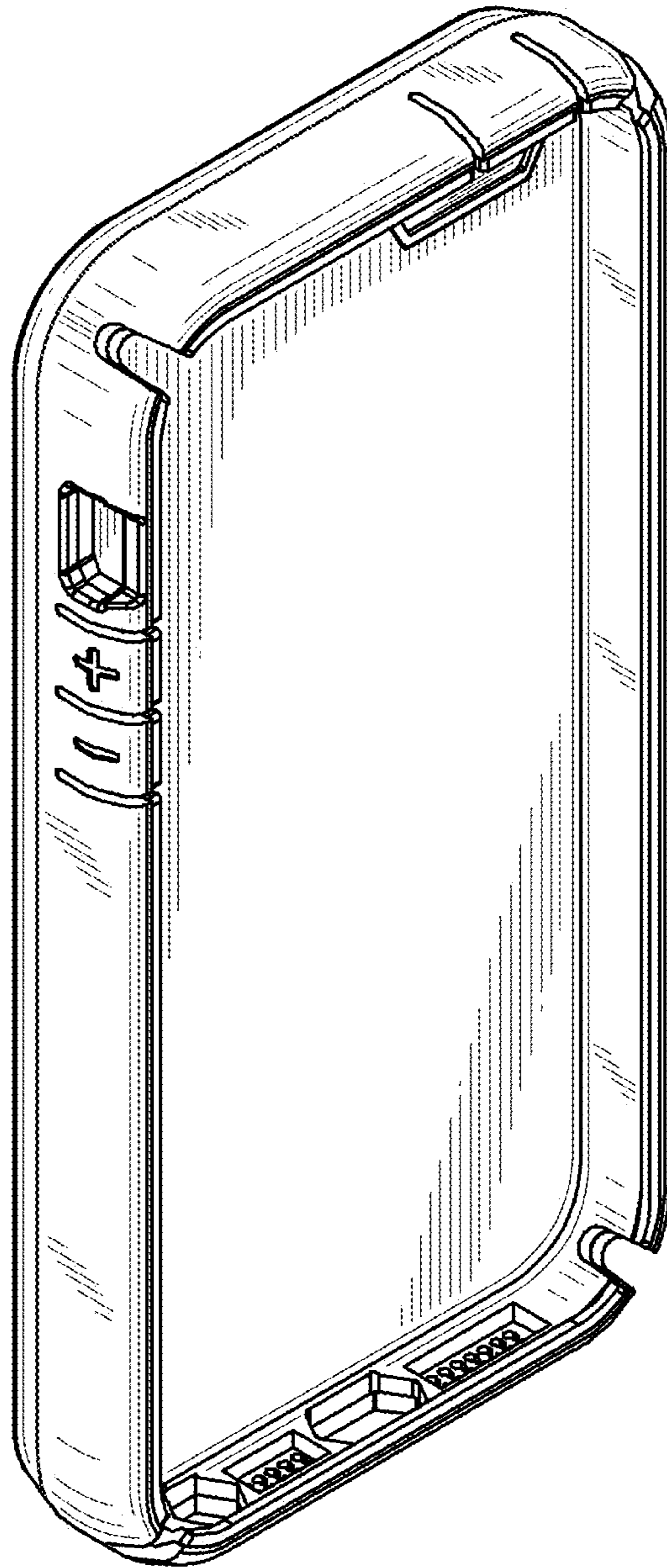
**DESCRIPTION**

FIG. 1 is a top-left-front perspective view of a case with an integrated retention feature showing the new design; FIG. 2 is a top-right-rear elevational view thereof; FIG. 3 is a front elevational view thereof; FIG. 4 is a right side elevational view thereof; FIG. 5 is a rear elevational view thereof; FIG. 6 is a left side elevational view thereof; FIG. 7 is a top elevational view thereof; FIG. 8 is a bottom elevational view thereof; and, FIG. 9 is a rear elevational view of the case shown with the integrated retention feature in an extracted position. The broken lines depict environmental subject matter that forms no part of the claimed design.

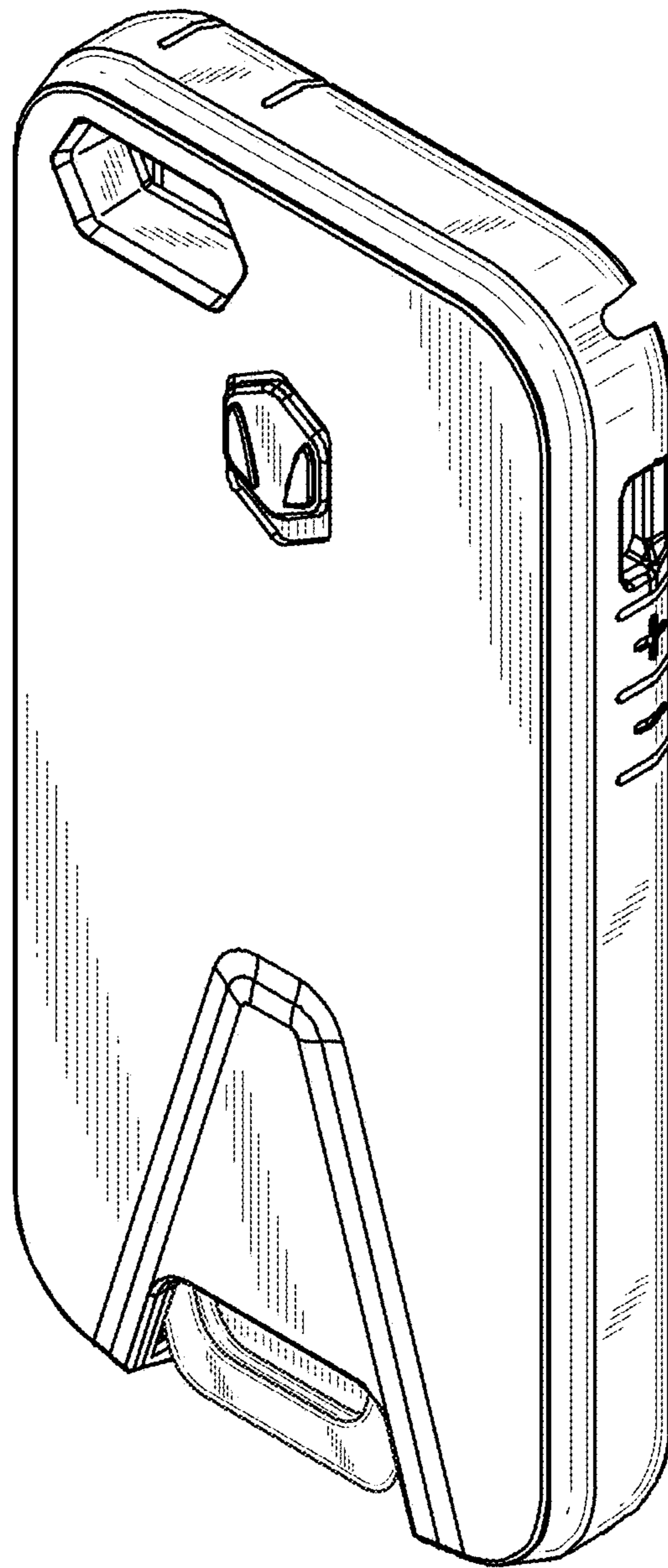
**1 Claim, 6 Drawing Sheets**



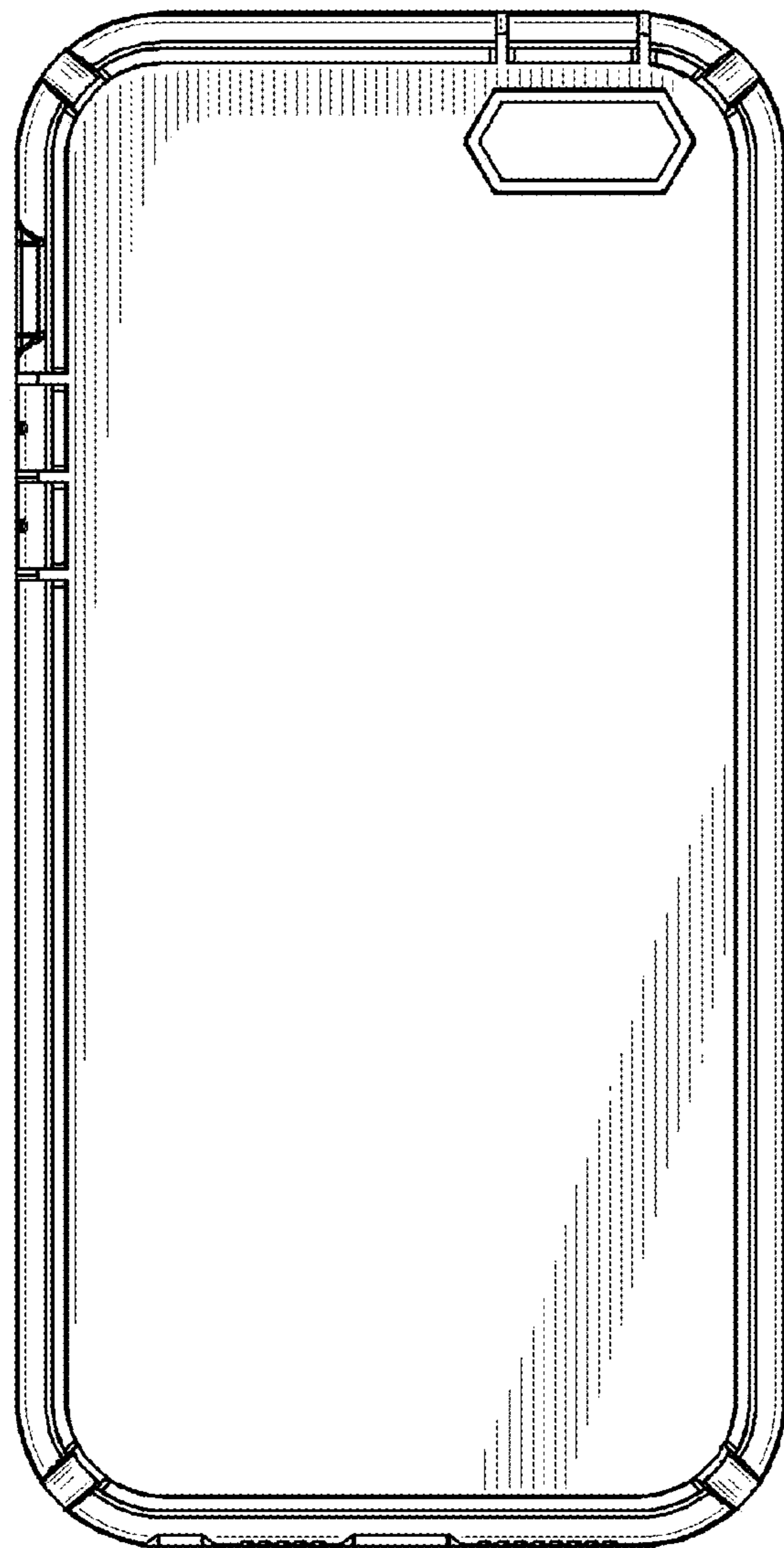
**FIG. 1**



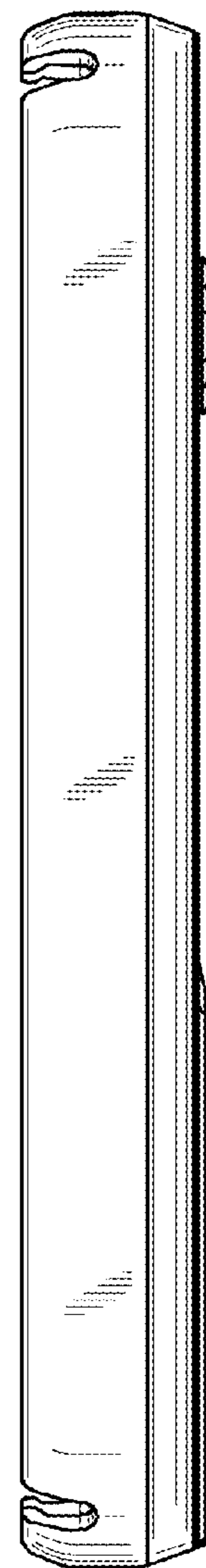
**FIG. 2**



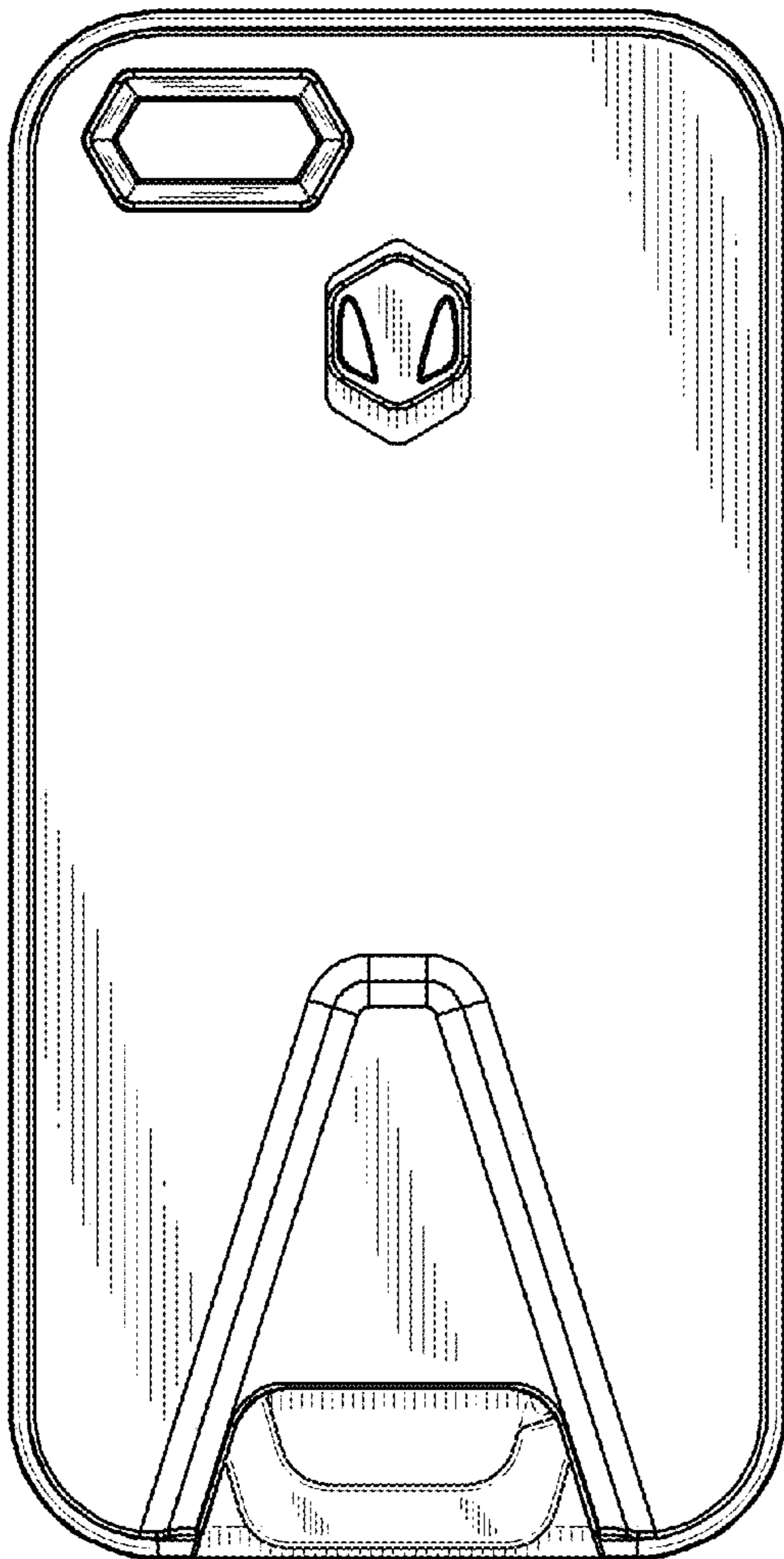
**FIG. 3**



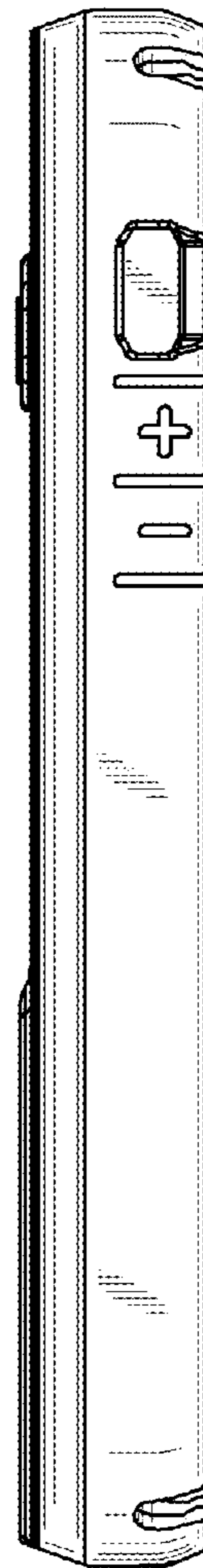
**FIG. 4**



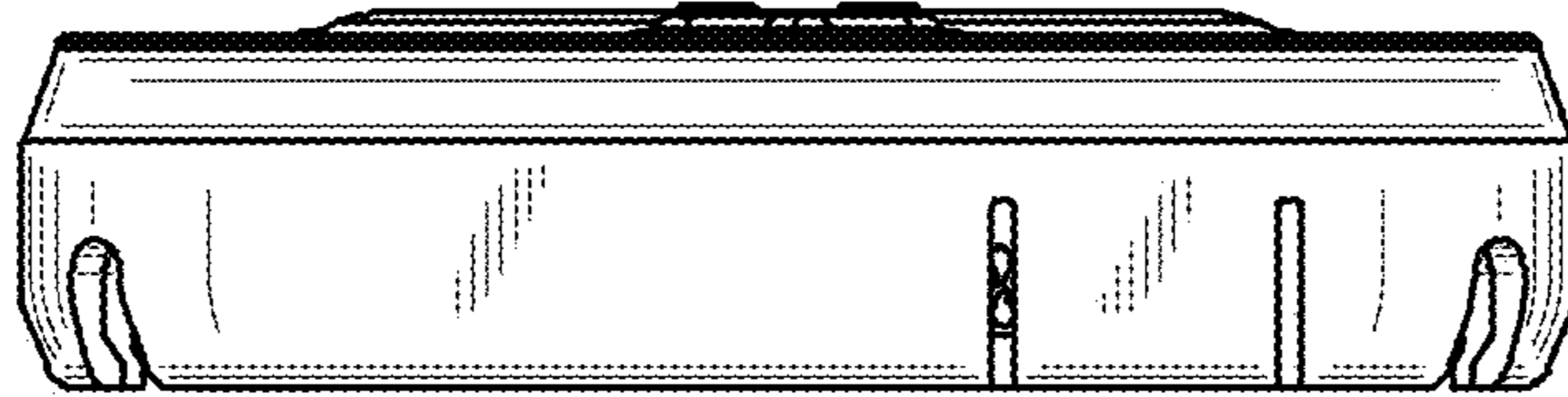
**FIG. 5**



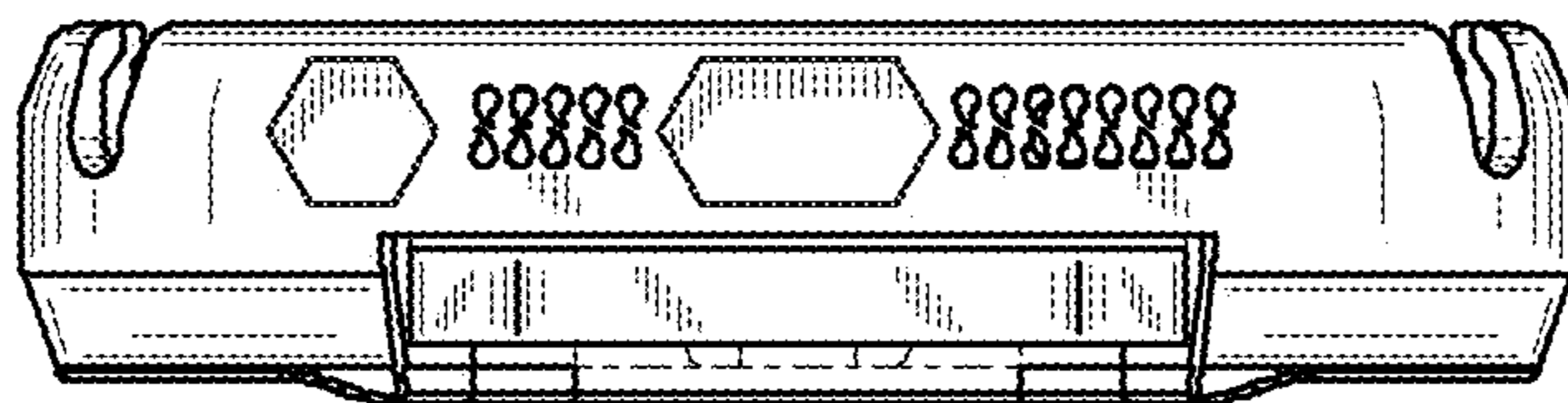
**FIG. 6**



**FIG. 7**



**FIG. 8**



**FIG. 9**

