



US00D766221S

(12) **United States Design Patent** (10) **Patent No.:** **US D766,221 S**
Zheng et al. (45) **Date of Patent:** **** Sep. 13, 2016**

(54) **ANTENNA**
(71) Applicant: **Airgain, Incorporated**, San Diego, CA (US)
(72) Inventors: **Bei Zheng**, Zhang Jia Gang (CN); **Ziming He**, Irvine, CA (US)
(73) Assignee: **Airgain, Inc.**, San Diego, CA (US)
(**) Term: **14 Years**

D608,769 S 1/2010 Bufe
D612,368 S 3/2010 Yang et al.
7,705,783 B2 4/2010 Rao et al.
7,729,662 B2 6/2010 Abramov et al.
D621,819 S 8/2010 Tsai et al.
7,843,390 B2 11/2010 Liu
D633,483 S 3/2011 Su et al.
D635,127 S 3/2011 Tsai et al.
7,907,971 B2 3/2011 Salo et al.
D635,560 S 4/2011 Tsai et al.
D635,963 S 4/2011 Podduturi
D635,964 S 4/2011 Podduturi

(Continued)

(21) Appl. No.: **29/518,980**

OTHER PUBLICATIONS

(22) Filed: **Feb. 28, 2015**

<http://www.airgain.com/profile-n2420dm>—Retrieved Jun. 20, 2016.*

(51) **LOC (10) Cl.** **14-03**

(Continued)

(52) **U.S. Cl.**

USPC **D14/230**

(58) **Field of Classification Search**

USPC D14/138, 230–238.1, 299, 358;
D13/182

CPC H01L 33/48; H01L 33/486; H01L 23/02;
H05K 5/00; H01Q 13/10

See application file for complete search history.

Primary Examiner — Manpreet Matharu

Assistant Examiner — Mojtaba Tehrani

(74) *Attorney, Agent, or Firm* — Clause Eight IPS; Michael Catania

(56) **References Cited**

(57) **CLAIM**

The ornamental design for an antenna, as shown and described.

U.S. PATENT DOCUMENTS

DESCRIPTION

D211,179 S * 5/1968 Rosenberry D14/234
7,061,437 B2 6/2006 Lin et al.
D532,756 S * 11/2006 Lai D13/182
7,148,849 B2 12/2006 Lin
7,215,296 B2 5/2007 Abramov et al.
D546,821 S 7/2007 Oliver
D549,696 S 8/2007 Oshima et al.
7,333,067 B2 2/2008 Hung et al.
7,336,959 B2 2/2008 Khitrik et al.
D573,589 S 7/2008 Montgomery et al.
7,405,704 B1 7/2008 Lin et al.
7,477,195 B2 1/2009 Vance
D592,195 S 5/2009 Wu et al.
7,570,215 B2 8/2009 Abramov et al.
D599,334 S 9/2009 Chiang
D606,053 S 12/2009 Wu et al.
D607,442 S 1/2010 Su et al.

FIG. 1 is a front elevation view of an antenna, showing our new design;

FIG. 2 is a side elevation view thereof;

FIG. 3 is a bottom plan view thereof;

FIG. 4 is a rear elevation view thereof;

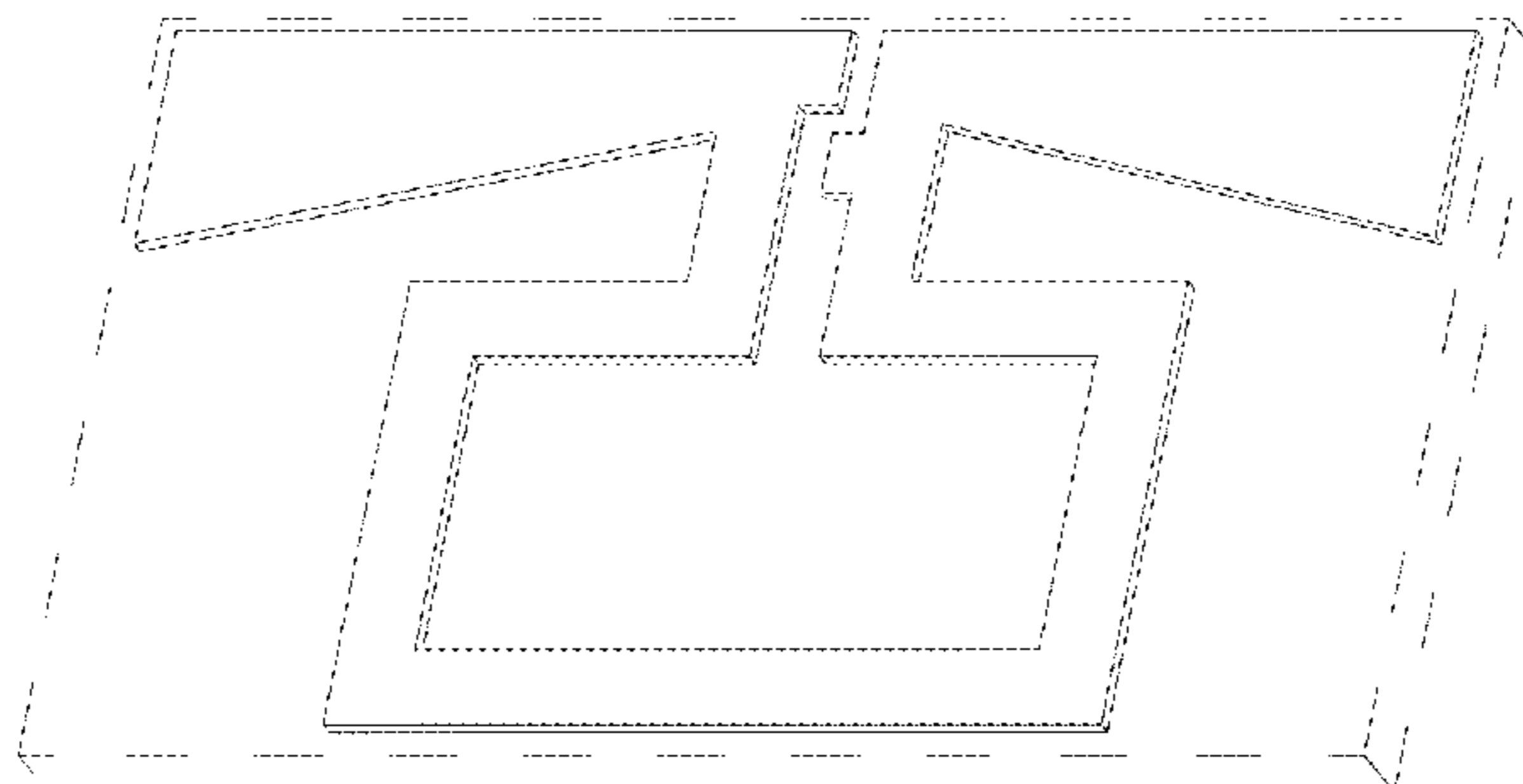
FIG. 5 is a top perspective view thereof;

FIG. 6 is a front elevation view thereof, with unclaimed environment not shown; and,

FIG. 7 is a side elevation view thereof, with unclaimed environment not shown.

The broken line in the figure drawings represents unclaimed environment only and forms no part of the claimed design.

1 Claim, 2 Drawing Sheets



(56)

References Cited

U.S. PATENT DOCUMENTS

D635,965 S 4/2011 Mi et al.
 D636,382 S 4/2011 Podduturi
 7,965,242 B2 6/2011 Abramov et al.
 D649,962 S 12/2011 Tseng et al.
 D651,198 S 12/2011 Mi et al.
 D654,059 S 2/2012 Mi et al.
 D654,060 S 2/2012 Ko et al.
 D658,639 S 5/2012 Huang et al.
 D659,129 S 5/2012 Mi et al.
 D659,685 S 5/2012 Huang et al.
 D659,688 S 5/2012 Huang et al.
 8,175,036 B2 5/2012 Visuri et al.
 8,177,138 B2* 5/2012 Kato G06K 19/07749
 235/492
 8,184,601 B2 5/2012 Abramov et al.
 D662,916 S 7/2012 Huang et al.
 8,248,970 B2 8/2012 Abramov et al.
 D671,097 S 11/2012 Mi et al.
 8,310,402 B2 11/2012 Yang
 D676,429 S 2/2013 Gosalia et al.
 D678,255 S 3/2013 Ko et al.
 8,423,084 B2 4/2013 Abramov et al.
 D684,565 S 6/2013 Wei
 D685,352 S 7/2013 Wei
 D685,772 S 7/2013 Zheng et al.
 D686,600 S 7/2013 Yang
 D689,474 S 9/2013 Yang et al.
 D692,870 S 11/2013 He
 D694,738 S 12/2013 Yang
 D695,279 S 12/2013 Yang et al.
 D695,280 S 12/2013 Yang et al.

D703,195 S 4/2014 Zheng
 D703,196 S 4/2014 Zheng
 D706,247 S 6/2014 Zheng et al.
 D706,750 S 6/2014 Bringuir
 D706,751 S 6/2014 Chang et al.
 D708,602 S 7/2014 Gosalia et al.
 D709,053 S* 7/2014 Chang D14/230
 D710,832 S 8/2014 Yang
 D710,833 S 8/2014 Zheng et al.
 8,854,265 B1 10/2014 Yang et al.
 D716,775 S 11/2014 Bidermann
 2002/0003499 A1 1/2002 Kouam et al.
 2004/0222936 A1 11/2004 Hung et al.
 2005/0073462 A1 4/2005 Lin et al.
 2005/0190108 A1 9/2005 Lin et al.
 2006/0208900 A1 9/2006 Tavassoli Hozouri
 2007/0030203 A1 2/2007 Tsai et al.
 2008/0150829 A1 6/2008 Lin et al.
 2009/0002244 A1 1/2009 Woo
 2009/0058739 A1 3/2009 Konishi
 2009/0135072 A1 5/2009 Ke et al.
 2009/0262028 A1 10/2009 Mumbru et al.
 2010/0188297 A1 7/2010 Chen et al.
 2010/0309067 A1 12/2010 Tsou et al.
 2011/0006950 A1 1/2011 Park et al.
 2012/0038514 A1 2/2012 Bang
 2012/0229348 A1 9/2012 Chiang
 2012/0242546 A1 9/2012 Hu et al.

OTHER PUBLICATIONS

<http://www.airgain.com/ultra-M2410CM>—Retrieved Jun. 20, 2016.*

* cited by examiner

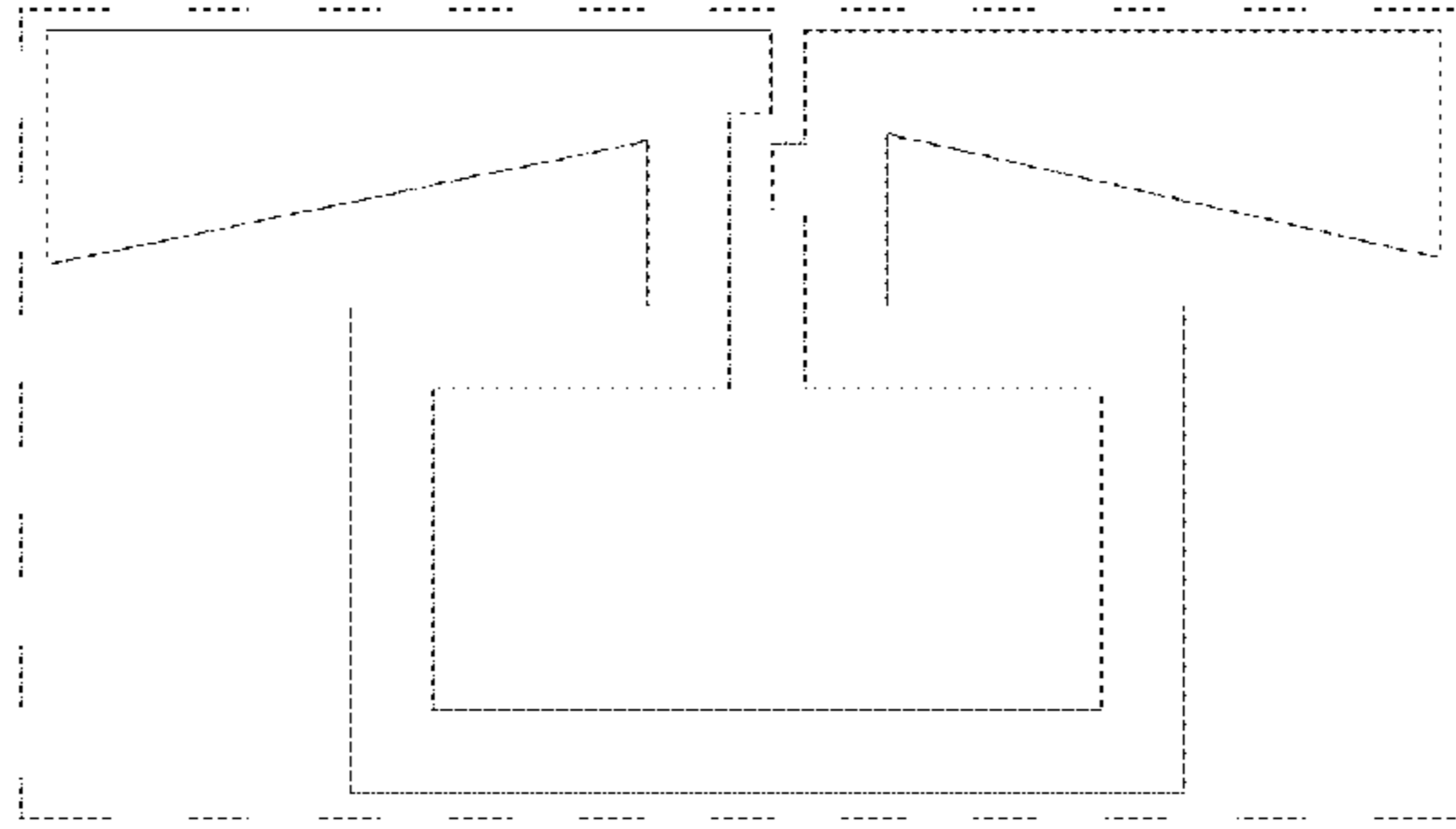


FIG. 1




FIG. 2




FIG. 3



FIG. 4

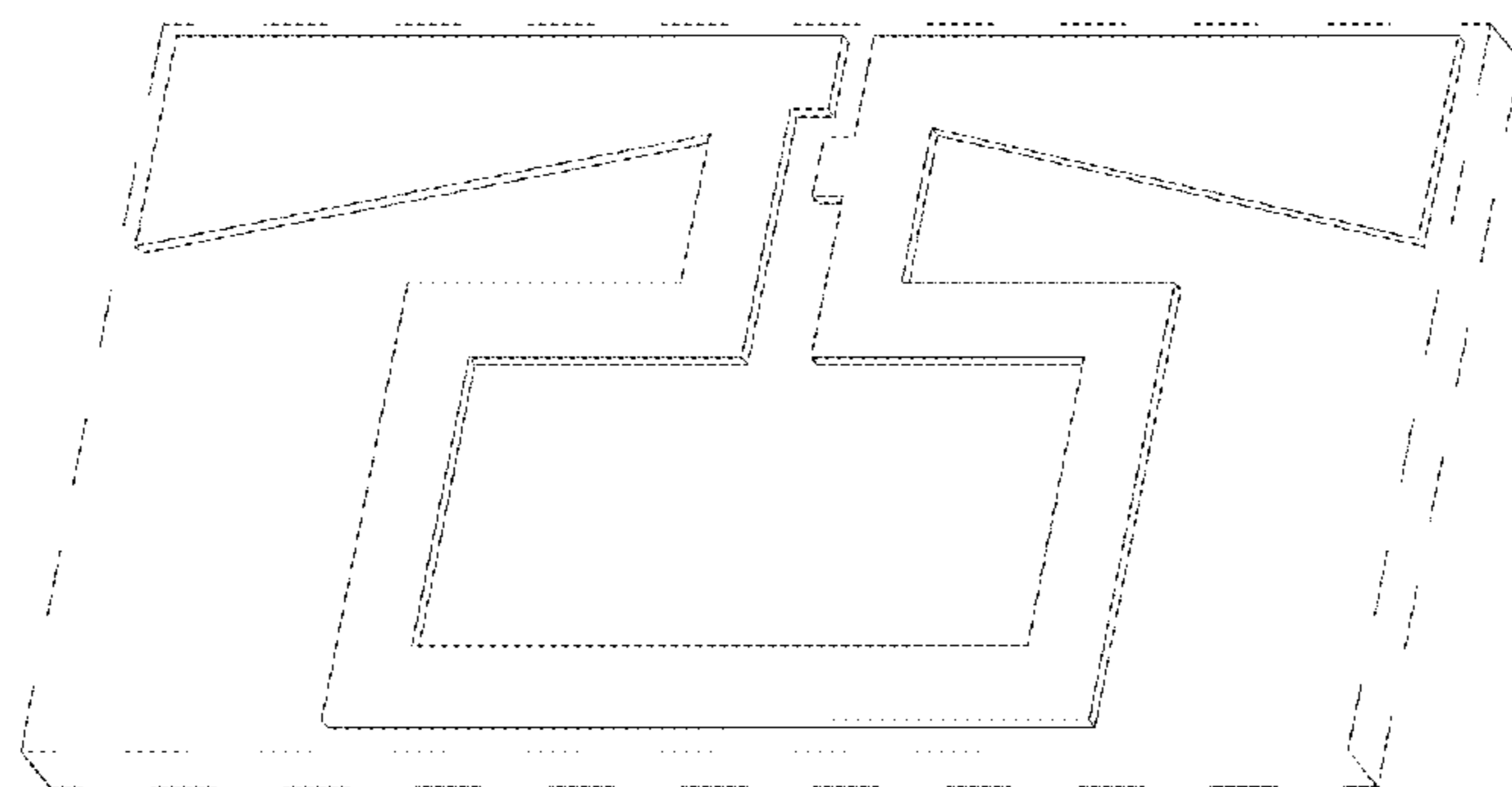


FIG. 5

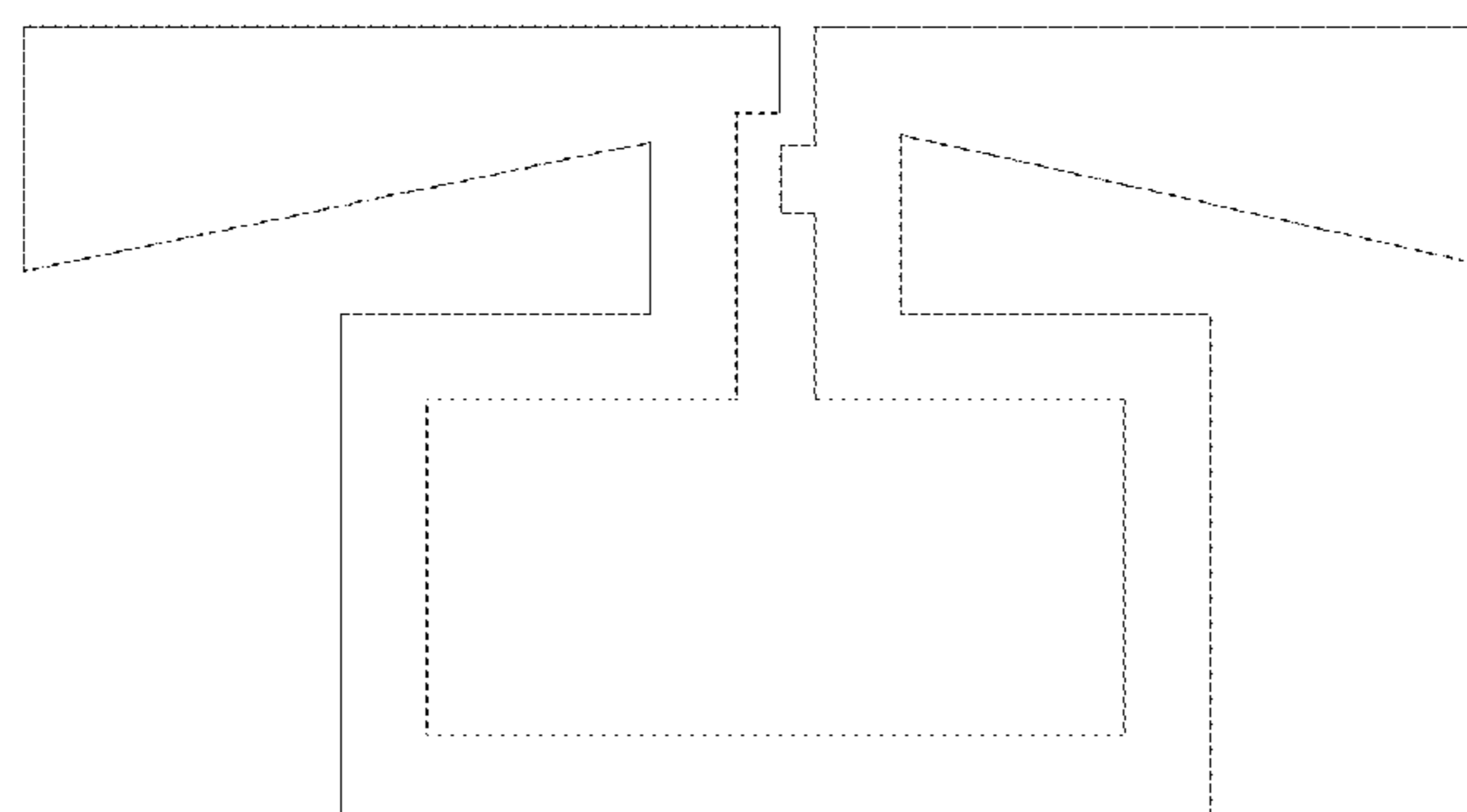


FIG. 6



FIG. 7