



US00D766216S

(12) **United States Design Patent**
Choi et al.

(10) **Patent No.:** **US D766,216 S**
(45) **Date of Patent:** **** Sep. 13, 2016**

- (54) **SPEAKER**
- (71) Applicant: **Samsung Electronics Co., Ltd.**,
Suwon-si, Gyeonggi-do (KR)
- (72) Inventors: **Su-An Choi**, Seoul (KR); **Yonggu Do**,
Cheonan-si (KR); **Sungil Bang**, Seoul
(KR)
- (73) Assignee: **SAMSUNG ELECTRONICS CO.,
LTD.**, Suwon-Si, Gyeonggi-Do (KR)
- (**) Term: **15 Years**
- (21) Appl. No.: **29/532,432**
- (22) Filed: **Jul. 7, 2015**
- (30) **Foreign Application Priority Data**
Feb. 17, 2015 (KR) 30-2015-0008859
- (51) **LOC (10) Cl.** **14-03**
- (52) **U.S. Cl.**
USPC **D14/216**
- (58) **Field of Classification Search**
USPC D14/167, 168, 170-172, 188, 194-196,
D14/204, 207, 209.1, 210-216, 219, 221,
D14/222, 224, 239, 496; 181/143, 144, 147,
181/148, 150, 153, 157, 198, 199;
381/300-303, 306, 332, 333, 336, 345,
381/361-364, 386-388; 369/6-12
CPC ... B60R 11/0217; G06F 1/1688; G10K 9/22;
G10K 11/004; H03F 1/327; H04M 1/03;
H04M 1/035; H04N 5/642; H04N 21/4852;
H04R 1/02; H04R 1/06; H04R 1/021; H04R
1/025; H04R 1/026; H04R 1/028; H04R
1/105; H04R 1/323; H04R 1/403; H04R

1/2803; H04R 1/2834; H04R 5/02; H04R
7/20; H04R 9/06; H04R 9/025; H04R
2201/021; H04R 2400/00; H04R 2400/07;
H04R 2499/11; H04R 2499/13; H04R
2499/15; H04S 3/00; H04S 7/30
See application file for complete search history.

(56) **References Cited**

U.S. PATENT DOCUMENTS

D480,706 S *	10/2003	Bolton	D14/214
D496,350 S *	9/2004	Allen	D14/211
D579,002 S *	10/2008	Nakao	D14/214
D586,781 S *	2/2009	Kim	D14/211
D733,672 S *	7/2015	Choi	D14/126

* cited by examiner

Primary Examiner — Keli L Hill

(74) *Attorney, Agent, or Firm* — Ladas & Parry LLP

(57) **CLAIM**

We claim the ornamental design for a speaker, as shown and described.

DESCRIPTION

FIG. 1 is the front perspective view of a speaker showing our new design;
FIG. 2 is the front view thereof;
FIG. 3 is the rear view thereof;
FIG. 4 is the left-side view thereof;
FIG. 5 is the right-side view thereof;
FIG. 6 is the top plan view thereof; and,
FIG. 7 is the bottom plan view thereof.
The broken lines depict portions of a speaker that form no part of the claimed design.

1 Claim, 7 Drawing Sheets

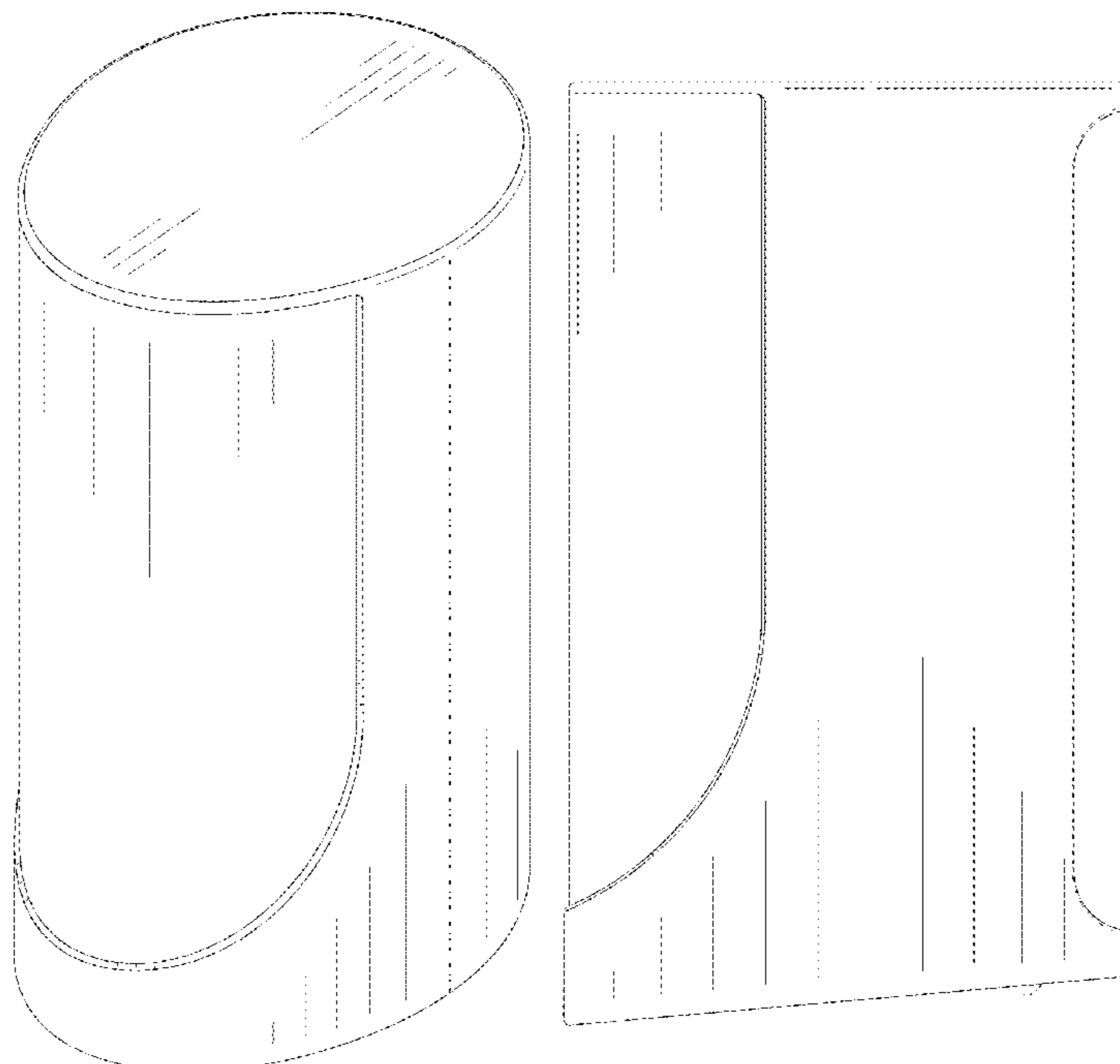


FIG. 1

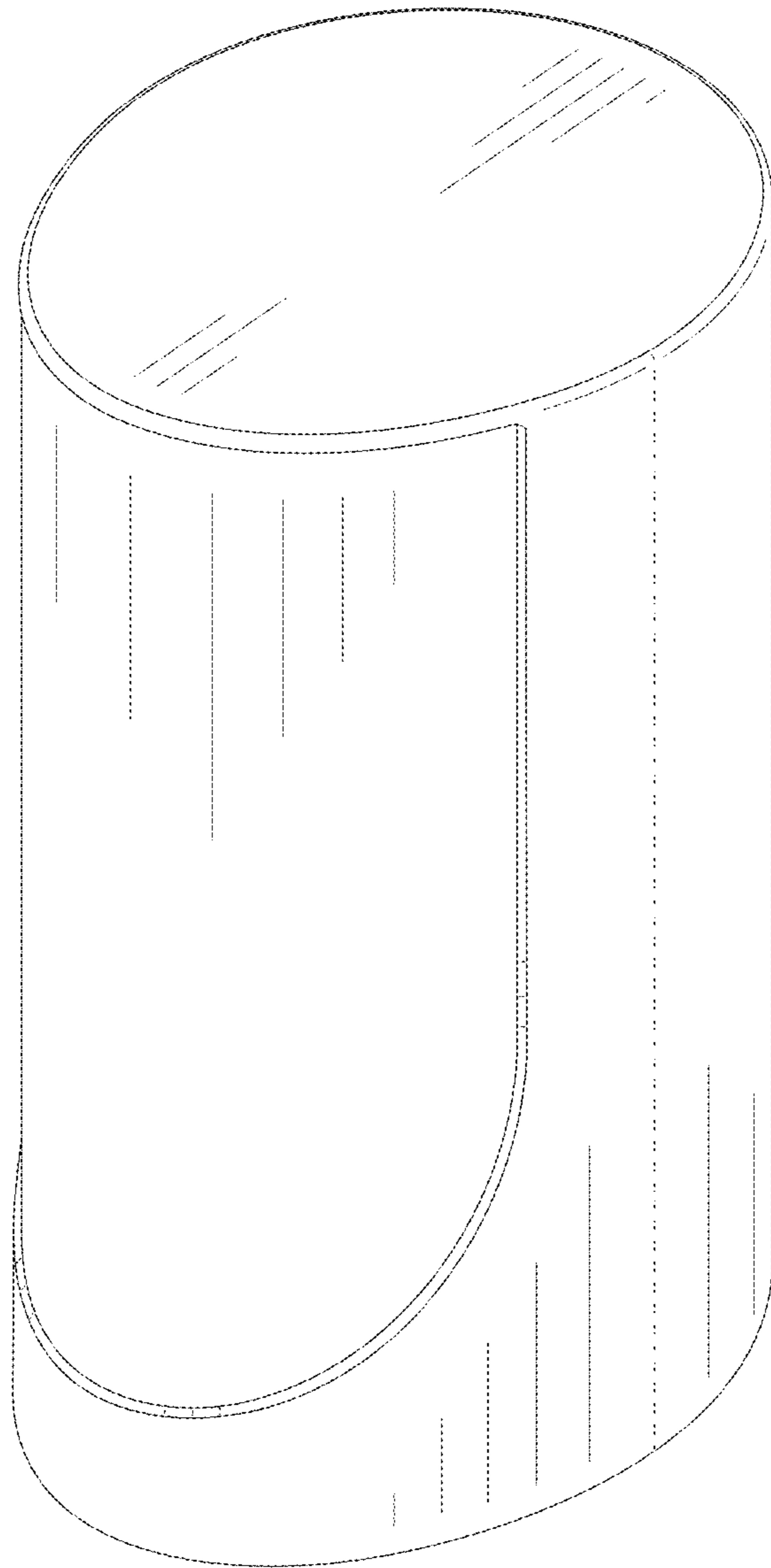


FIG. 2

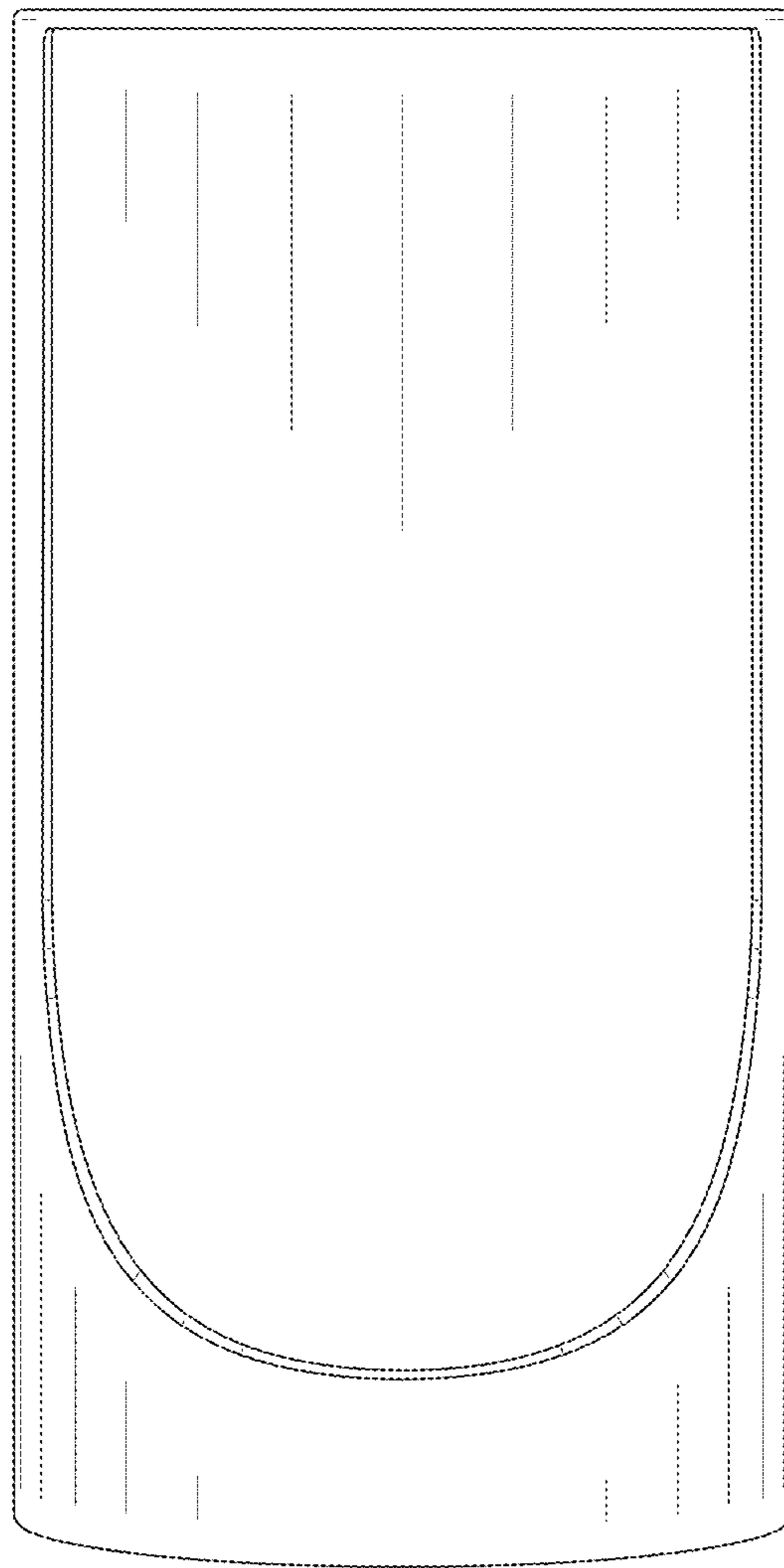


FIG. 3




FIG. 4




FIG. 5

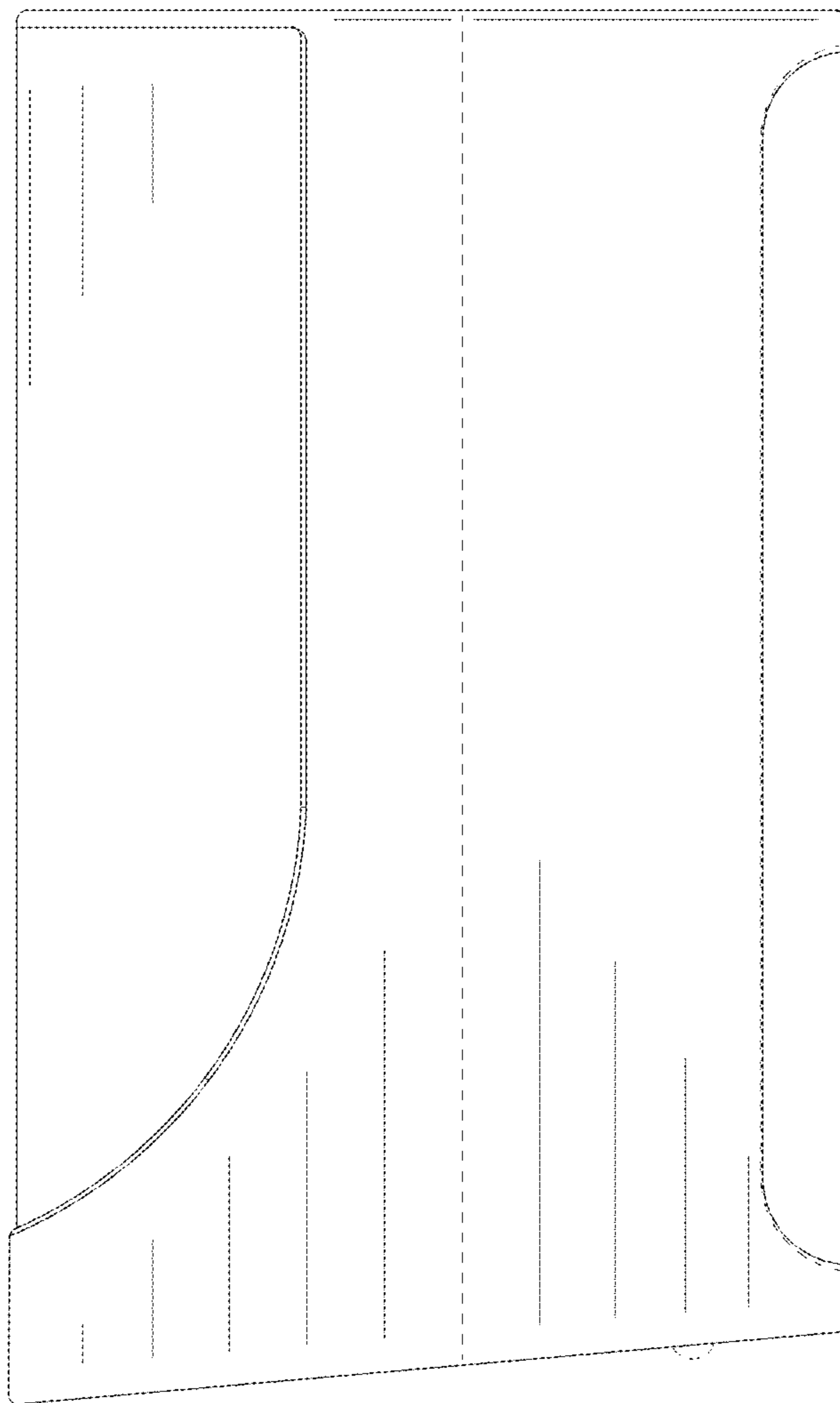


FIG. 6

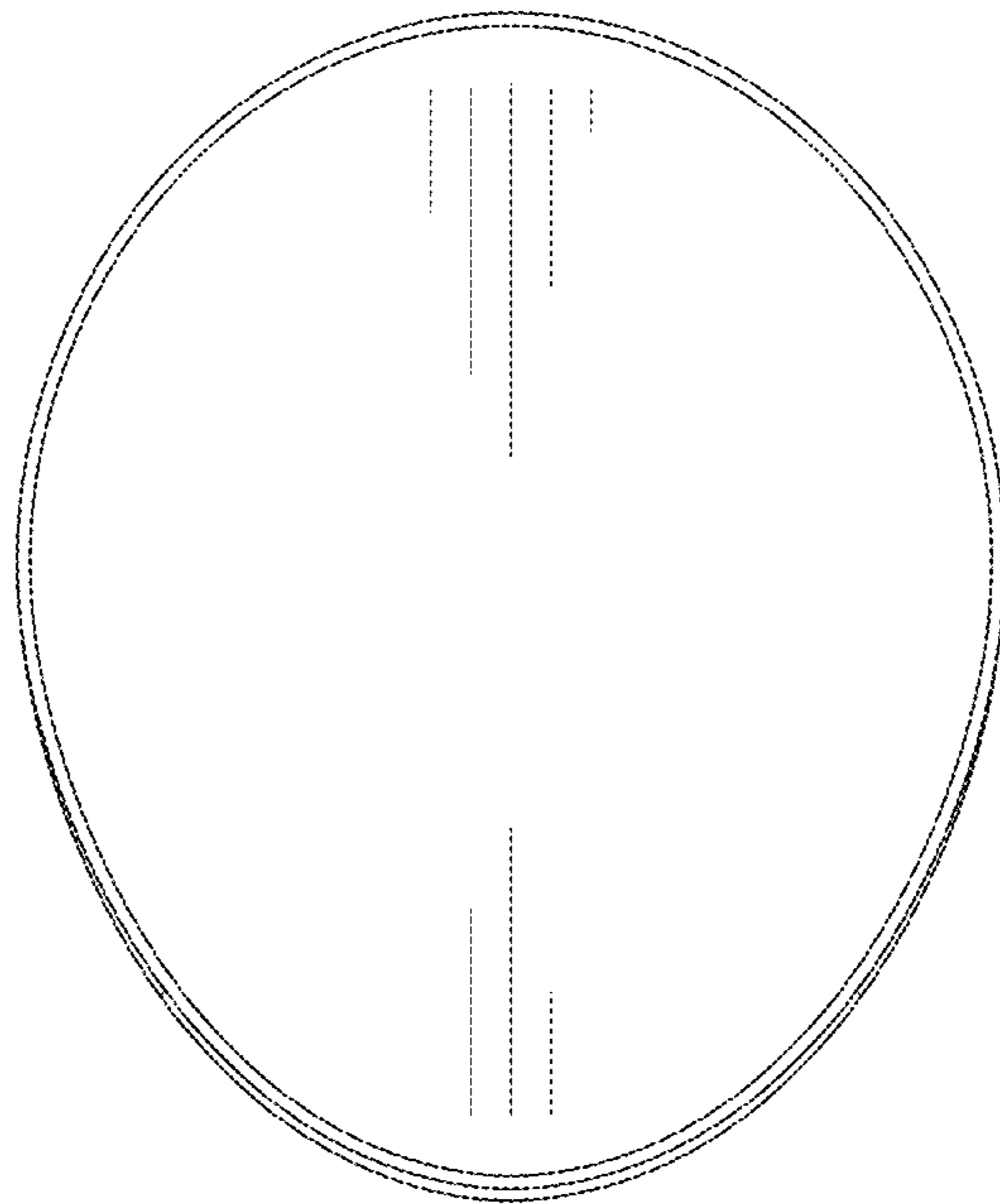


FIG. 7

