



US00D766204S

(12) **United States Design Patent** (10) **Patent No.:** **US D766,204 S**
Takahata (45) **Date of Patent:** **** Sep. 13, 2016**

- (54) **INTERPHONE**
 (71) Applicant: **AIPHONE CO., LTD.**, Nagoya-Shi (JP)
 (72) Inventor: **Kotaro Takahata**, Nagoya (JP)
 (73) Assignee: **Aiphone Co., Ltd.**, Nagoya-Shi (JP)
 (**) Term: **14 Years**
 (21) Appl. No.: **29/519,592**
 (22) Filed: **Mar. 6, 2015**

Related U.S. Application Data

- (62) Division of application No. 29/432,259, filed on Sep. 14, 2012, now Pat. No. Des. 729,760.

(30) **Foreign Application Priority Data**

- Aug. 27, 2012 (JP) 2012-020467
 Aug. 27, 2012 (JP) 2012-020468

- (51) **LOC (10) Cl.** **14-03**

- (52) **U.S. Cl.**
 USPC **D14/159**

- (58) **Field of Classification Search**
 USPC D14/130, 140, 140.3, 142, 147-151,
 D14/329, 330, 434, 447, 241, 251, 253,
 D14/159; D13/107, 108;
 379/428.01-428.04, 440, 446;
 320/110, 113-115
 CPC .. G06F 3/0488; G05D 23/1902; G09G 5/10;
 H04M 1/0295; H04M 1/2472
 See application file for complete search history.

(56) **References Cited**

U.S. PATENT DOCUMENTS

- D323,657 S * 2/1992 Danielson 379/368
 D332,258 S 1/1993 Urushihara et al.
 D344,684 S 3/1994 Metz et al.

- D344,938 S 3/1994 Kashiwabara et al.
 D365,555 S 12/1995 Fukutani et al.
 D394,435 S * 5/1998 Parsadayan D14/159
 D396,812 S * 8/1998 Kuipers D10/46
 D432,124 S 10/2000 Pardikes et al.
 D494,583 S * 8/2004 Guerrero D14/336
 D498,474 S * 11/2004 Leisinger D14/336
 D500,479 S * 1/2005 Senda D14/129
 D514,558 S 2/2006 Nagel et al.
 D519,100 S * 4/2006 Shioya D14/159
 D534,885 S * 1/2007 Holger D14/130
 D561,734 S 2/2008 Yamada et al.
 D571,235 S * 6/2008 Stevens D10/65
 D582,802 S * 12/2008 Branson D10/50
 D582,886 S * 12/2008 Woo D14/151
 D592,083 S * 5/2009 Stevens D10/65
 D597,062 S 7/2009 Lando et al.
 D605,615 S * 12/2009 Fuxen D14/130
 D611,364 S * 3/2010 Lenz D10/65
 D630,169 S * 1/2011 Nakai D13/168
 D639,266 S 6/2011 Delorenzo et al.
 D639,267 S 6/2011 Delorenzo et al.
 D640,150 S * 6/2011 Hansen D10/65

(Continued)

Primary Examiner — Sandra Snapp
Assistant Examiner — Holly E Thurman
 (74) *Attorney, Agent, or Firm* — Burr & Brown, PLLC

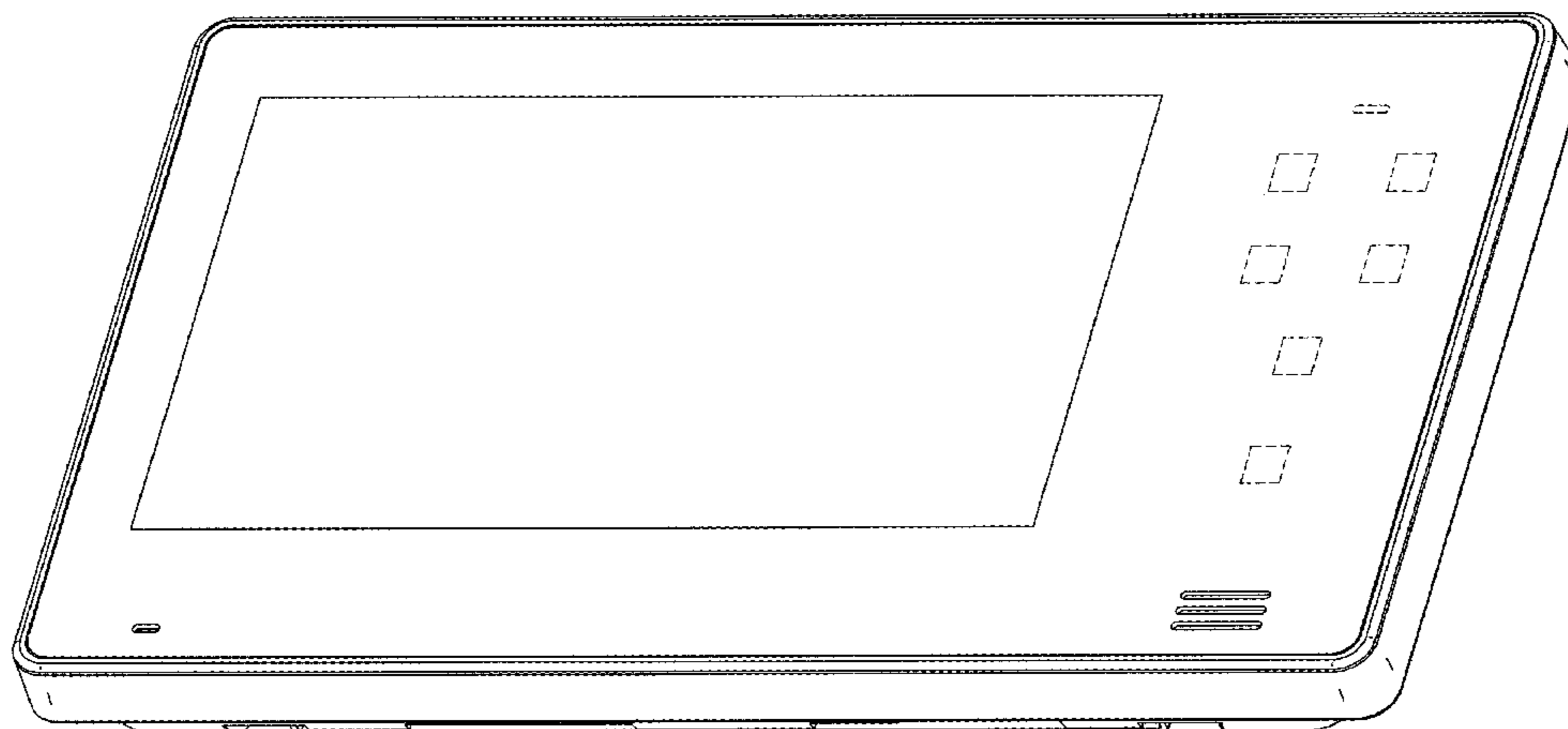
(57) **CLAIM**

The ornamental design for an interphone, as shown and described.

DESCRIPTION

FIG. 1 is a front elevational view of an interphone illustrating my new design;
 FIG. 2 is a rear elevational view thereof;
 FIG. 3 is a left side elevational view thereof;
 FIG. 4 is a right side elevational view thereof;
 FIG. 5 is a top plan view thereof;
 FIG. 6 is a bottom plan view thereof; and,
 FIG. 7 is a front perspective view thereof.
 The broken lines in the drawings depict unclaimed subject matter only and form no part of the claimed design.

1 Claim, 7 Drawing Sheets



(56)

References Cited

U.S. PATENT DOCUMENTS

D648,233 S *	11/2011	Lenz	D10/65	2010/0322410 A1*	12/2010	Lin	H04M 1/0295
D662,095 S	6/2012	Mack et al.							379/428.03
D664,520 S	7/2012	Shadovitz et al.			2012/0286051 A1*	11/2012	Lyle	G05D 23/1902
D671,940 S	12/2012	Kim							236/47
D686,183 S *	7/2013	Basart	D14/151	2012/0321057 A1*	12/2012	Goodman	H04M 1/2472
D691,972 S	10/2013	Lin							379/90.01
D694,195 S *	11/2013	Gammon	D13/162	2013/0250033 A1*	9/2013	Wang	G09G 5/10
D695,735 S *	12/2013	Kitchen	D14/341					348/14.02
D696,636 S *	12/2013	Sakai	D13/168					
D705,093 S *	5/2014	Edgar	D10/50					

* cited by examiner




FIG. 1

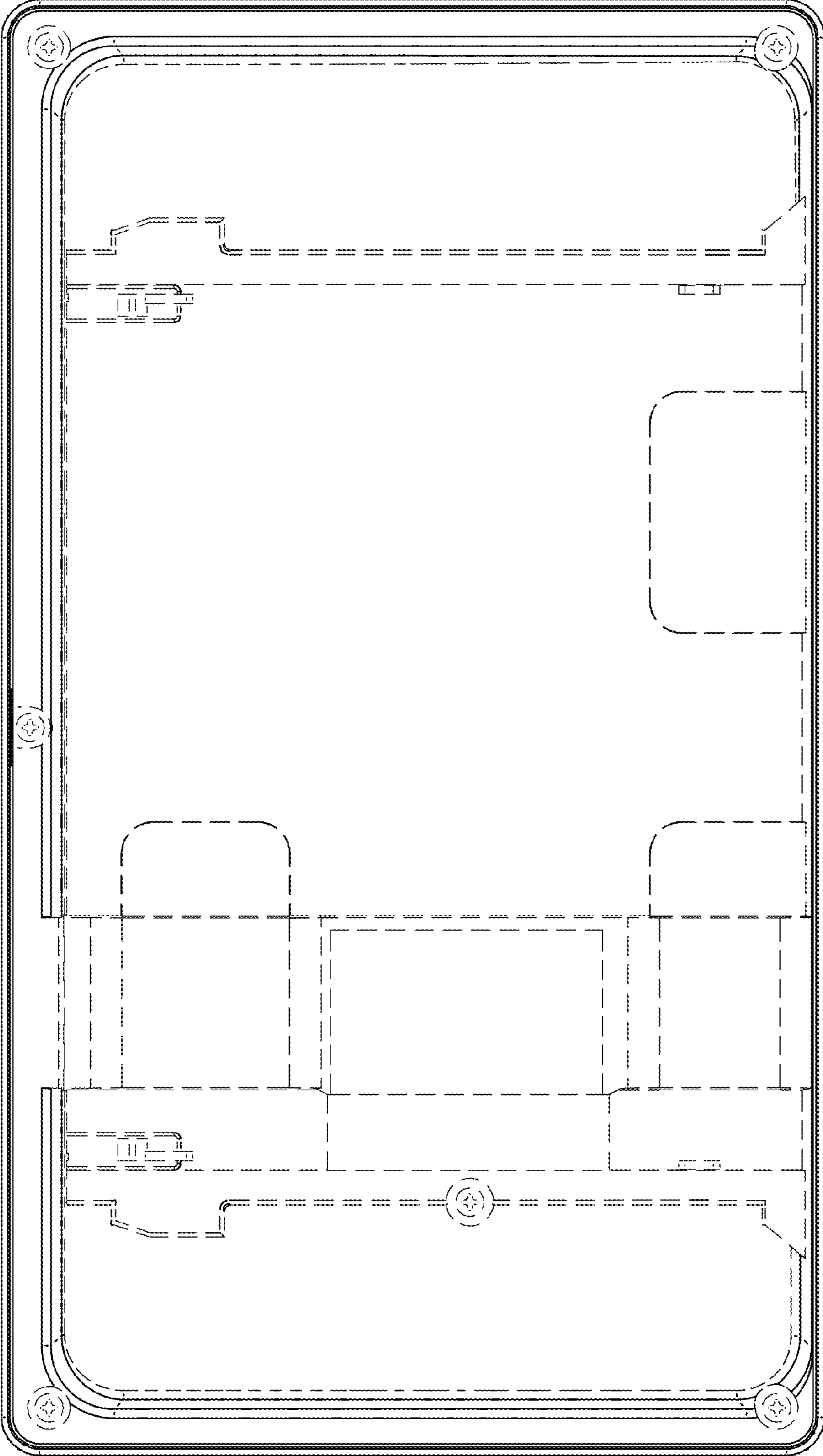


FIG.2

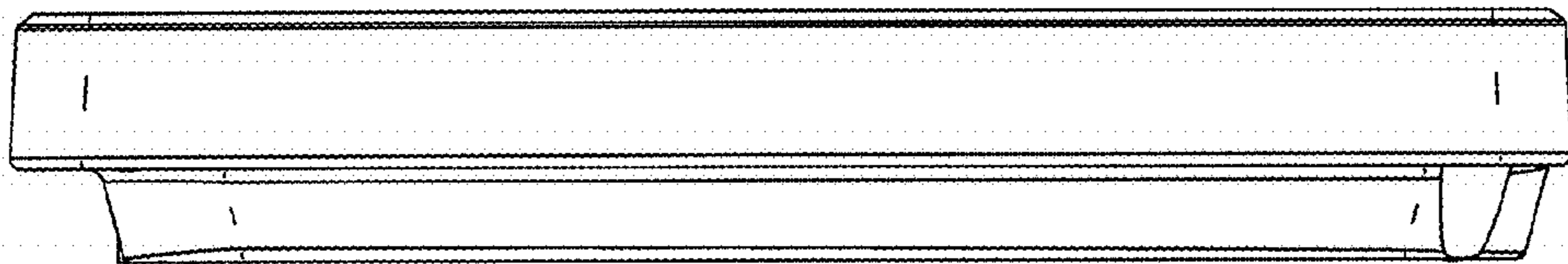


FIG.3

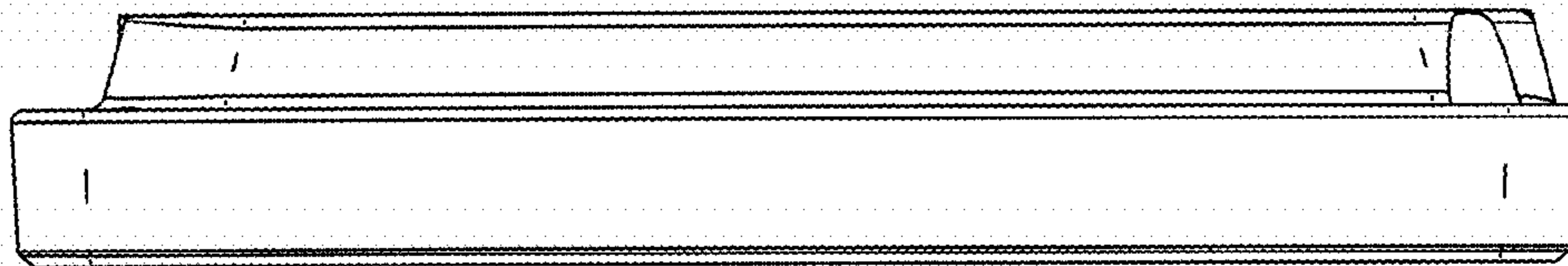


FIG.4

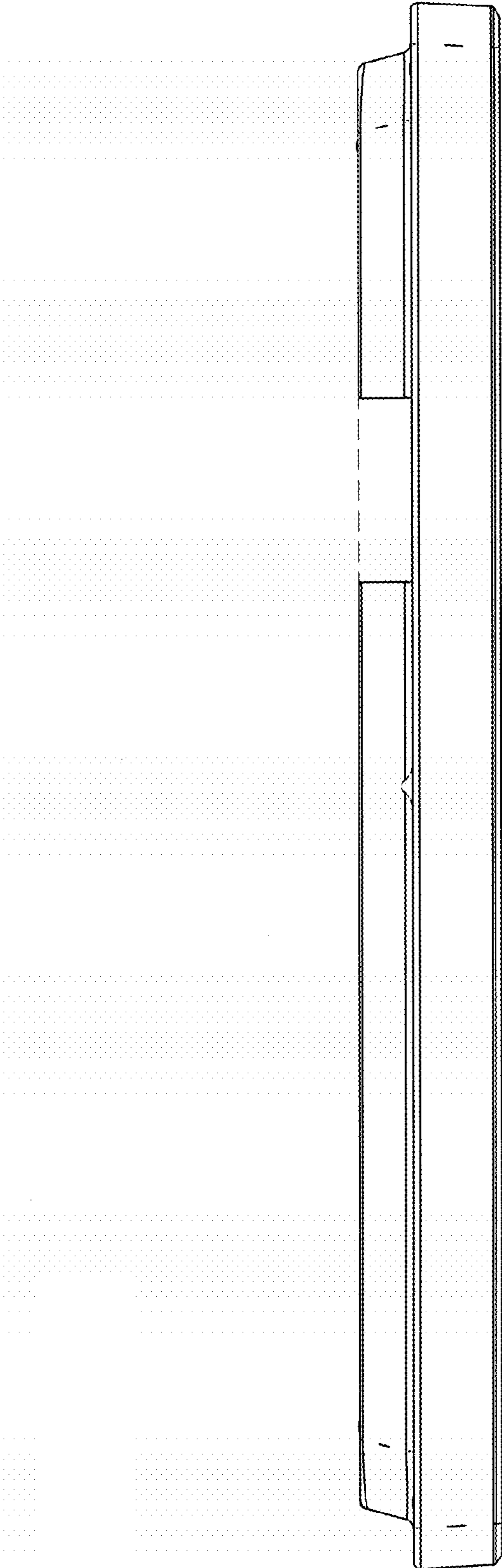



FIG.5






FIG.6

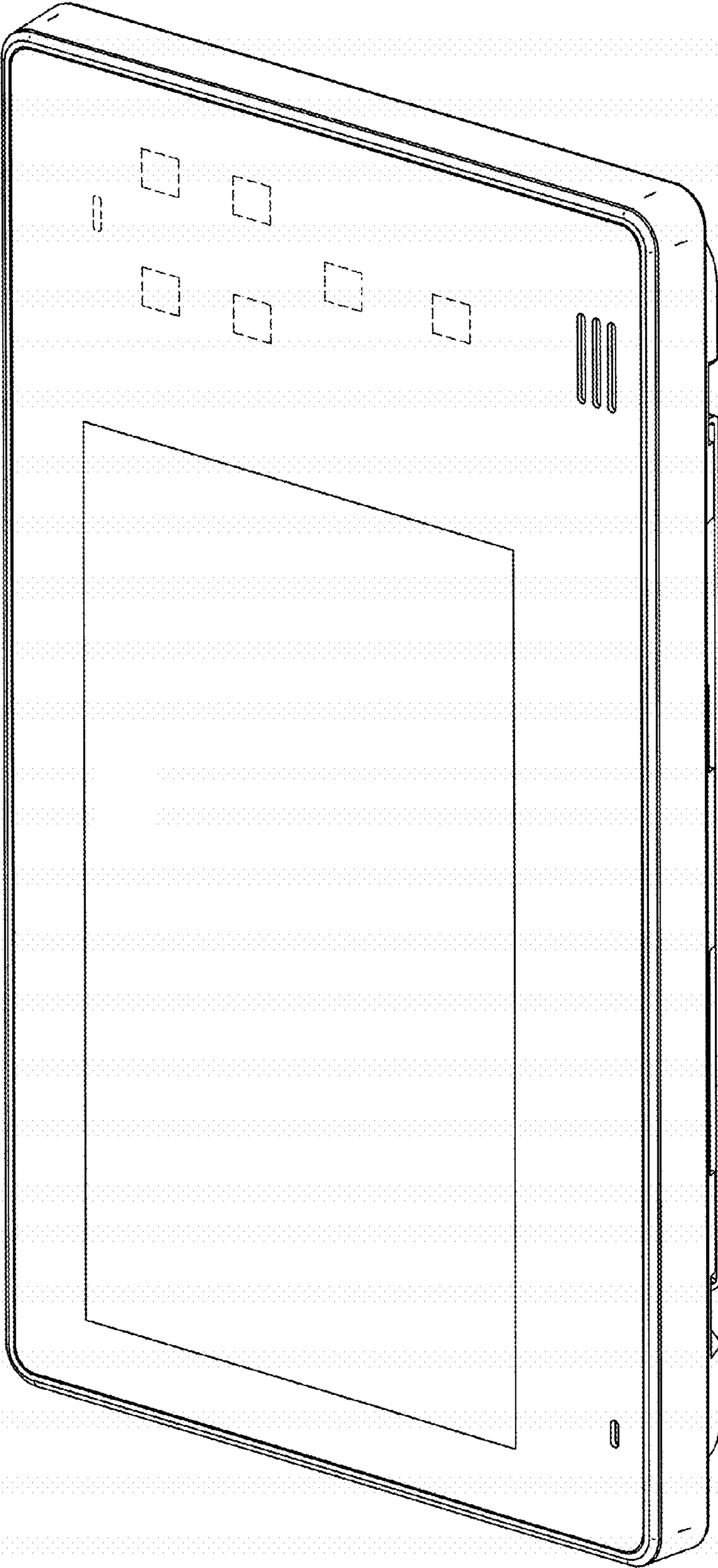


FIG. 7