

US00D766201S

(12) **United States Design Patent** (10) **Patent No.:** **US D766,201 S**
Zhang (45) **Date of Patent:** **** Sep. 13, 2016**

(54) **HANDSET**

(56) **References Cited**

(71) Applicants: **Hisense Mobile Communications Technology Co., Ltd.**, Qingdao, Shandong (CN); **Hisense USA Corporation**, Suwanee, GA (US)
(72) Inventor: **Zhen Zhang**, Shandong (CN)
(73) Assignees: **Hisense Mobile Communications Technology Co., Ltd.** (CN); **Hisense USA Corporation**, Suwanee, GA (US)
(**) Term: **14 Years**
(21) Appl. No.: **29/500,256**
(22) Filed: **Aug. 22, 2014**

U.S. PATENT DOCUMENTS

D638,814	S	*	5/2011	Sutherland	D14/138	G
D640,219	S	*	6/2011	Sutherland	D14/138	G
D640,663	S	*	6/2011	Arnholt	D14/138	G
D676,459	S	*	2/2013	Hofer	D14/203.3	
D689,840	S	*	9/2013	Lu	D14/138	G
D693,787	S	*	11/2013	Reivo	D14/138	G
D702,205	S	*	4/2014	Joung	D14/138	G
D712,863	S	*	9/2014	Kang	D14/138	G
D716,747	S	*	11/2014	Kleiner	D14/138	G
D717,263	S	*	11/2014	Wozniak	D14/138	G
D720,324	S	*	12/2014	Wang	D14/138	G
D721,346	S	*	1/2015	Lee	D14/138	G
D728,543	S	*	5/2015	Chung	D14/248	
D737,815	S	*	9/2015	Finney	D14/138	G
2015/0205334	A1	*	7/2015	Chuang	G06F 1/203	361/679.3

(30) **Foreign Application Priority Data**

May 21, 2014 (CN) 2014 3 0142414

(51) **LOC (10) Cl.** **14-03**

(52) **U.S. Cl.**
USPC **D14/138 G**

(58) **Field of Classification Search**
USPC D14/138 G, 138 AC, 138 AD, 138 R, D14/203.1, 203.3, 203.5, 203.7, 218, 248, D14/257, 250, 341, 441, 443, 496; D21/517, 329, 331; D13/168; D10/65, D10/70; 455/556.1, 556.2, 575.1, 575.3, 455/575.4, 566; 349/433.01, 433.04; 361/679.3, 679.56
CPC H04M 1/02; H04M 2250/22; H04M 1/0202-1/035

See application file for complete search history.

* cited by examiner

Primary Examiner — Rosemary K Tarcza

Assistant Examiner — Sanjeev Paul

(74) *Attorney, Agent, or Firm* — DLA Piper LLP (US)


(57) **CLAIM**

Ornamental design for a handset, as shown and described.

DESCRIPTION

FIG. 1 is a front view of a handset showing my new design; FIG. 2 is a rear view of the handset; FIG. 3 is a top plan view of the handset; FIG. 4 is a bottom plan view of the handset; FIG. 5 is a left side view of the handset; and, FIG. 6 is a right side view of the handset.

1 Claim, 5 Drawing Sheets






FIG. 1




FIG. 2

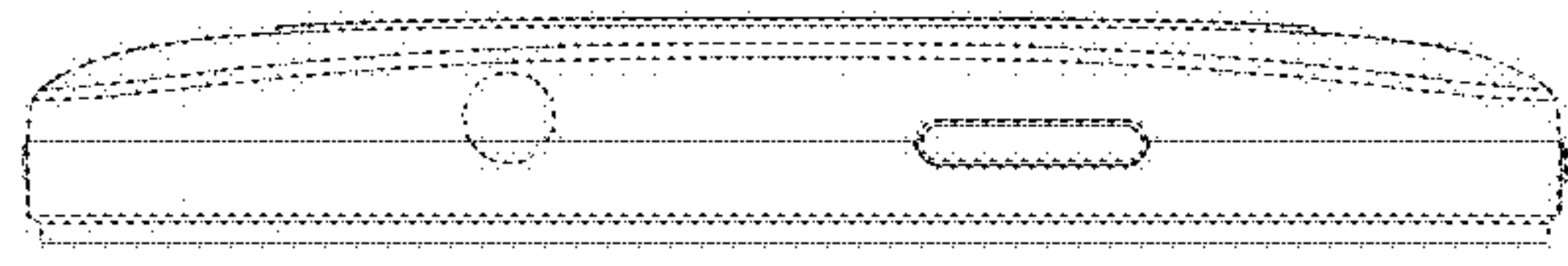


FIG. 3




FIG. 4




FIG. 5




FIG. 6