



US00D766197S

(12) **United States Design Patent** (10) **Patent No.:** **US D766,197 S**
Nan (45) **Date of Patent:** **** Sep. 13, 2016**

(54) **TELEVISION**

(71) Applicants: **Hisense Electric Co., Ltd.**, Qingdao, Shandong (CN); **HISENSE USA CORP.**, Suwanee, GA (US); **Hisense International Co., Ltd.**, Qingdao, P.R.C. (CN)

(72) Inventor: **Jiang Nan**, Qingdao (CN)

(73) Assignees: **Hisense Electric Co., Ltd.**, Qingdao, Shandong (CN); **Hisense USA Corp.**, Suwanee, GA (US); **Hisense International Co., Ltd.**, Qingdao, Shandong (CN)

(**) Term: **14 Years**

(21) Appl. No.: **29/506,426**

(22) Filed: **Oct. 15, 2014**

(51) **LOC (10) Cl.** **14-03**

(52) **U.S. Cl.**
USPC **D14/126**

(58) **Field of Classification Search**
USPC D14/125-134, 239, 371, 136, 374-377, D14/440, 450, 448, 336, 342, 159; 312/7.2; 348/836, 838, 180, 184, 325, 739; 248/917-924, 465; 345/104, 133, 156, 345/168, 87, 173; D21/329, 515, 577, 622, D21/333, 433, 448, 452, 450, 331, 505; D10/15, 26; 446/484, 175, 356; D6/477, 479, 300; D20/10, 19, 39
CPC . G06F 1/1601; G06F 1/1643; H05K 5/0004; H05K 5/0017; H05K 5/02; H05K 5/0217; H04N 13/0459

See application file for complete search history.

(56) **References Cited**

U.S. PATENT DOCUMENTS

D564,994 S *	3/2008	Yamaguchi	D14/126
D617,290 S *	6/2010	Lewis	D14/126
D650,765 S *	12/2011	Ho	D14/126
D716,245 S *	10/2014	Kim	D14/126
D726,137 S *	4/2015	Lee	D14/126
D742,345 S *	11/2015	Wang	D14/126
D745,854 S *	12/2015	Snyder	D14/126
D751,520 S *	3/2016	Seo	D14/126
D754,086 S *	4/2016	Valeur	D14/126

* cited by examiner

Primary Examiner — Raphael Barkai

(74) *Attorney, Agent, or Firm* — Troutman Sanders LLP

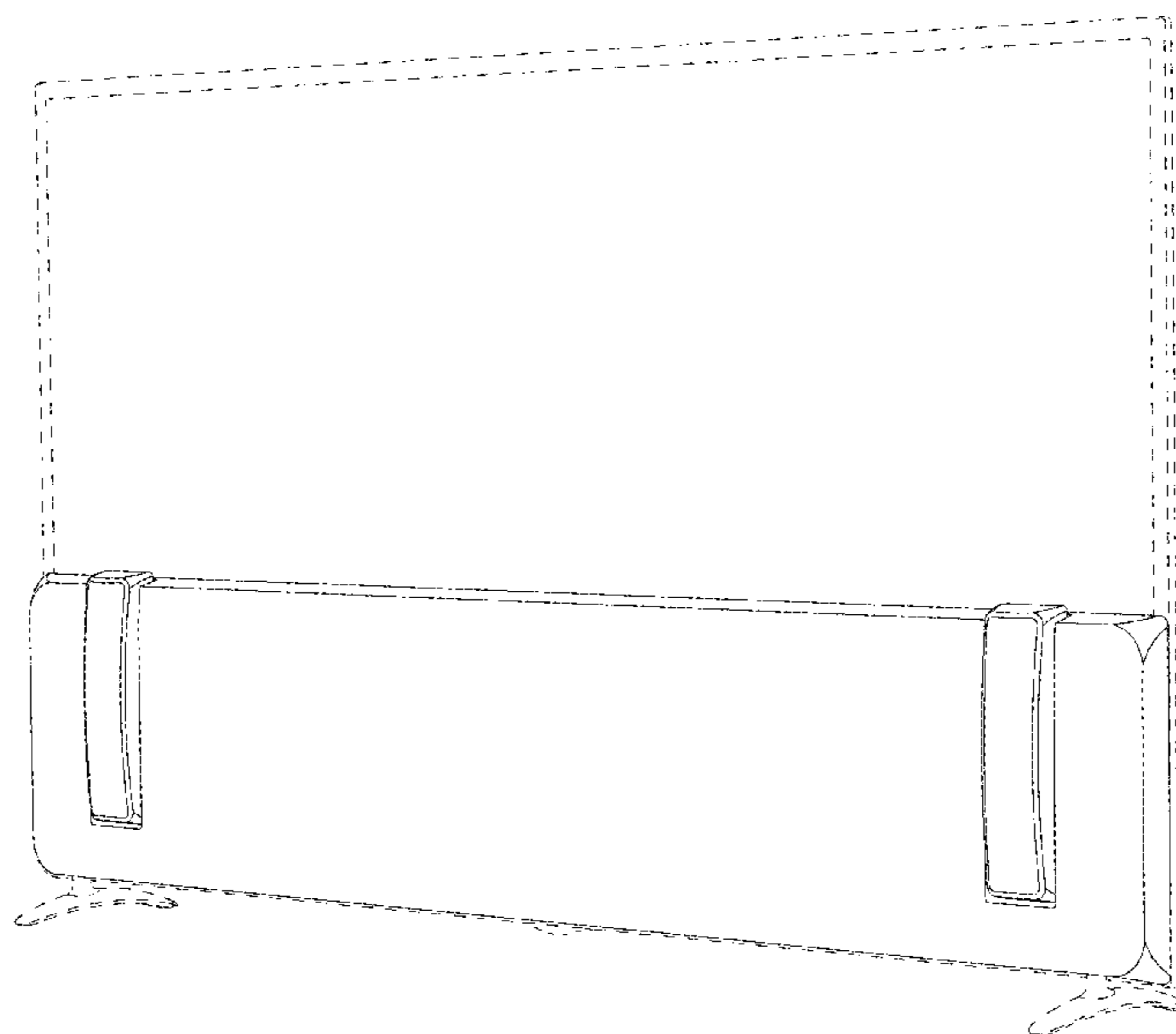
(57) **CLAIM**

The ornamental design for television, as shown and described.

DESCRIPTION

FIG. 1 is a back view of the television according to the new design;
FIG. 2 is a top view of the television;
FIG. 3 is a bottom view of the television;
FIG. 4 is a left side view of the television;
FIG. 5 is a right side view of the television; and,
FIG. 6 is a back perspective view of the television.
The front view of the claimed television is unornamented.
Features shown in broken lines in FIGS. 1-6 form no part of the claimed design.

1 Claim, 6 Drawing Sheets






FIG.1

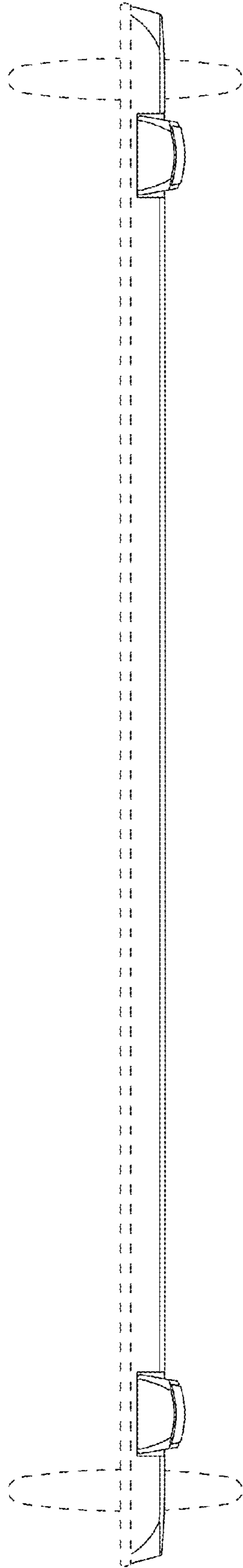


FIG.2

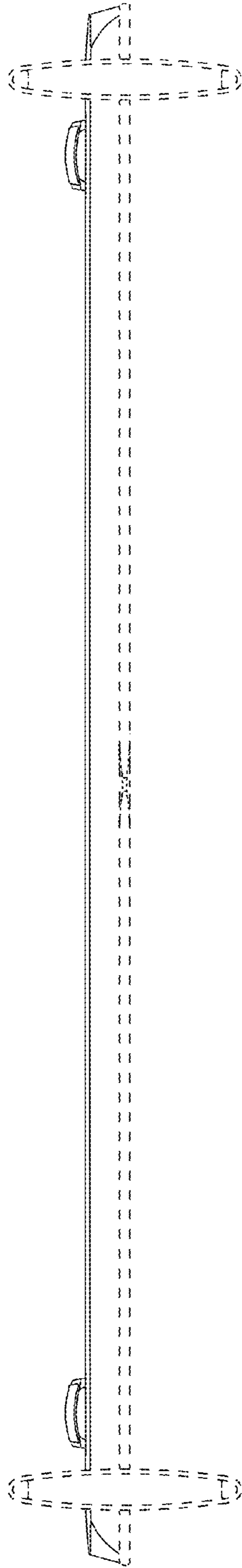


FIG. 3

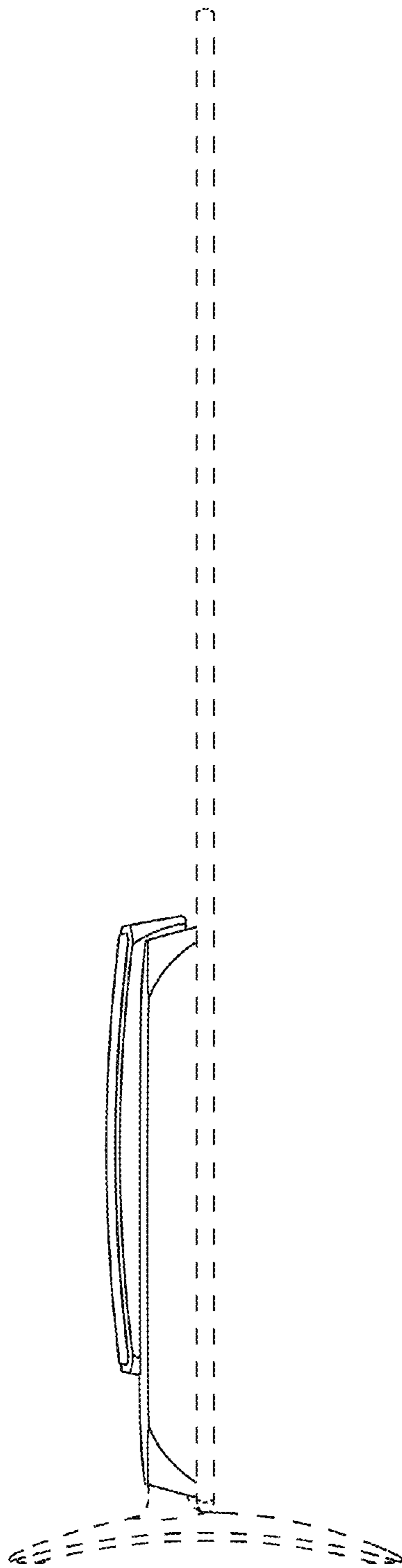


FIG.4

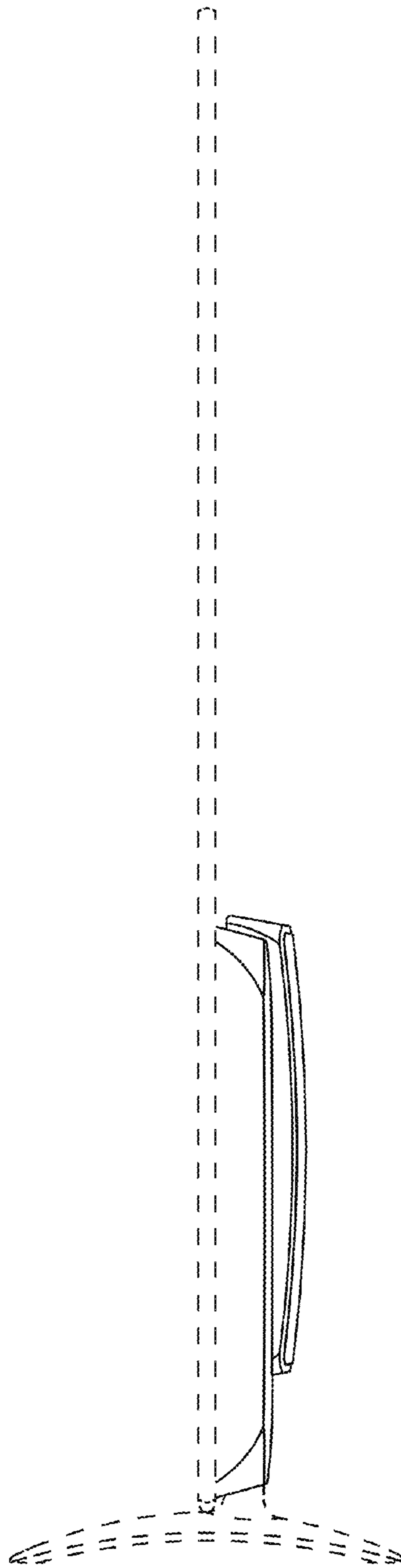


FIG.5

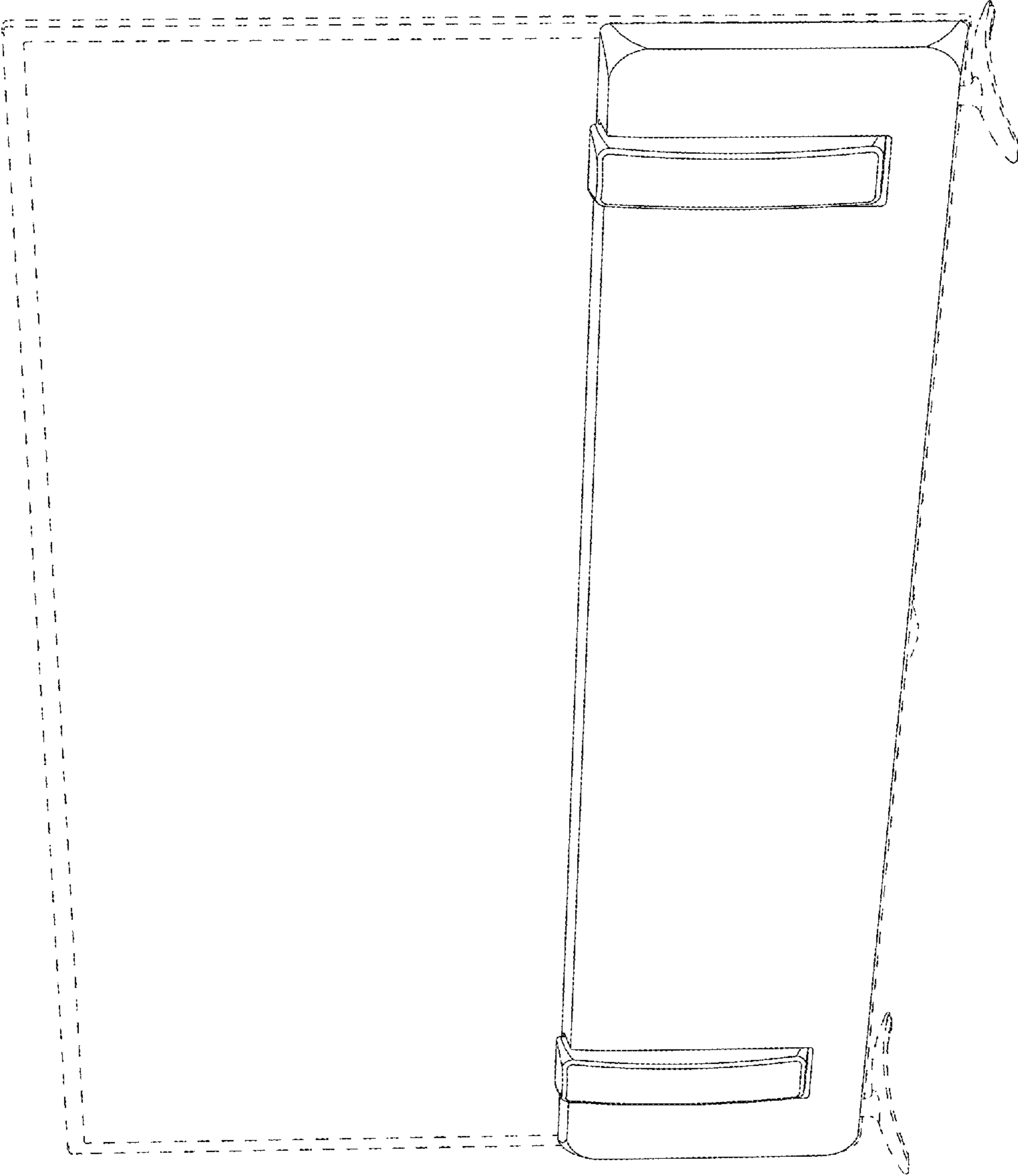


FIG.6