



US00D766182S

(12) **United States Design Patent**  
**Mielnik et al.**

(10) **Patent No.:** **US D766,182 S**

(45) **Date of Patent:** **\*\* Sep. 13, 2016**

(54) **DISTRIBUTED CONTROL SYSTEM  
MODULE-MOUNTING BASE**

(71) Applicant: **ABB Technology AG**, Zurich (CH)

(72) Inventors: **David Mielnik**, Painesville, OH (US);  
**John Piunno**, Painesville, OH (US);  
**Thomas Heilman**, Wickliffe, OH (US);  
**Richard Ogorek**, Sagamore Hills, OH  
(US); **Mike J. Maczuzak**, Bratenahl,  
OH (US); **Krzysztof Miedza**, Bay  
Village, OH (US); **Daniel J. Morgan**,  
Cleveland, OH (US)

(73) Assignee: **ABB Technology AG**, Zurich (CH)

(\*\*) Term: **14 Years**

(21) Appl. No.: **29/516,346**

(22) Filed: **Jan. 30, 2015**

(51) **LOC (10) Cl.** ..... **13-03**

(52) **U.S. Cl.**  
USPC ..... **D13/123**

(58) **Field of Classification Search**  
USPC ..... D13/110, 123, 133, 154, 162, 173, 184,  
D13/199; D14/125, 142, 240, 242, 348,  
D14/353, 358  
CPC ..... H02M 7/003; H05K 5/02; H05K 7/14;  
H05K 5/00; H05K 7/02; G02B 6/3897;  
G02B 6/4453; G06F 1/18; G06F 1/1632;  
G06F 1/16; G06F 13/409; H01H 36/66;  
H02K 19/365; H01R 9/22

See application file for complete search history.

(56) **References Cited**

**U.S. PATENT DOCUMENTS**

D288,685 S	3/1987	Arai et al.	
D327,868 S *	7/1992	Oka	D13/110
D360,413 S *	7/1995	Kawazoe	D14/125
D362,445 S *	9/1995	McClain	D14/218
D368,266 S *	3/1996	McClain	D14/218
D375,084 S	10/1996	Hamada	
D413,572 S	9/1999	Byrd et al.	

5,984,734 A	11/1999	Piper et al.	
6,185,095 B1	2/2001	Helot et al.	
6,257,936 B1	7/2001	Strandberg	
6,456,495 B1	9/2002	Wieloch et al.	
D468,258 S	1/2003	Guo et al.	
D525,197 S	7/2006	Tanabe et al.	
D532,378 S	11/2006	Kesler	
D605,119 S	12/2009	Pape et al.	
D605,120 S	12/2009	Pape et al.	
D609,195 S	2/2010	Yamashita et al.	
D617,273 S *	6/2010	Sakai	D13/133
D626,958 S *	11/2010	Jardine	D14/358
D666,971 S *	9/2012	Sekine	D13/133
D669,855 S	10/2012	Correll et al.	
D679,712 S *	4/2013	McParland	D14/434
D735,667 S *	8/2015	Mielnik	D13/123
D739,353 S *	9/2015	Mielnik	D13/123
2016/0041609 A1 *	2/2016	Apro	H04Q 1/09 361/679.4

\* cited by examiner

*Primary Examiner* — Thomas Johannes

*Assistant Examiner* — Shawn T Gingrich

(74) *Attorney, Agent, or Firm* — Taft Stettinius & Hollister  
LLP

(57) **CLAIM**

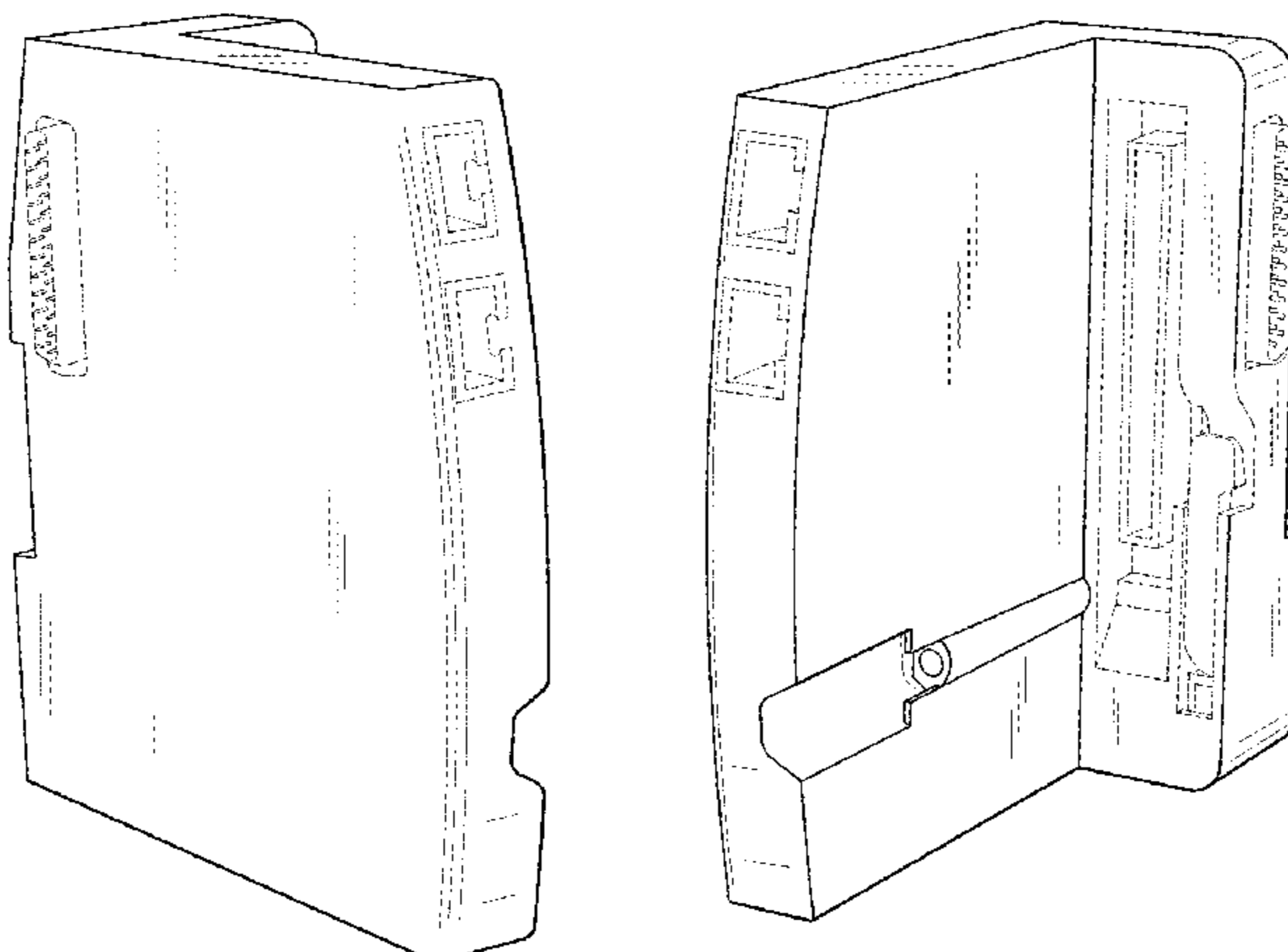
The ornamental design of a distributed control system module-mounting base, substantially as shown and described.

**DESCRIPTION**

FIG. 1 is a front and left side perspective view of a distributed control system module-mounting base in accordance with the present invention; FIG. 2 is a front and right side perspective view of the distributed control system module-mounting base in FIG. 1; FIG. 3 is a front elevation view thereof; FIG. 4 is a top plan view thereof; FIG. 5 is a right side elevation view thereof; FIG. 6 is a left side elevation view thereof; FIG. 7 is a bottom plan view thereof; and, FIG. 8 is a rear elevation view thereof.

The features shown in broken lines in the various Figs. are for illustrating environmental structure and form no part of the claimed design.

**1 Claim, 3 Drawing Sheets**



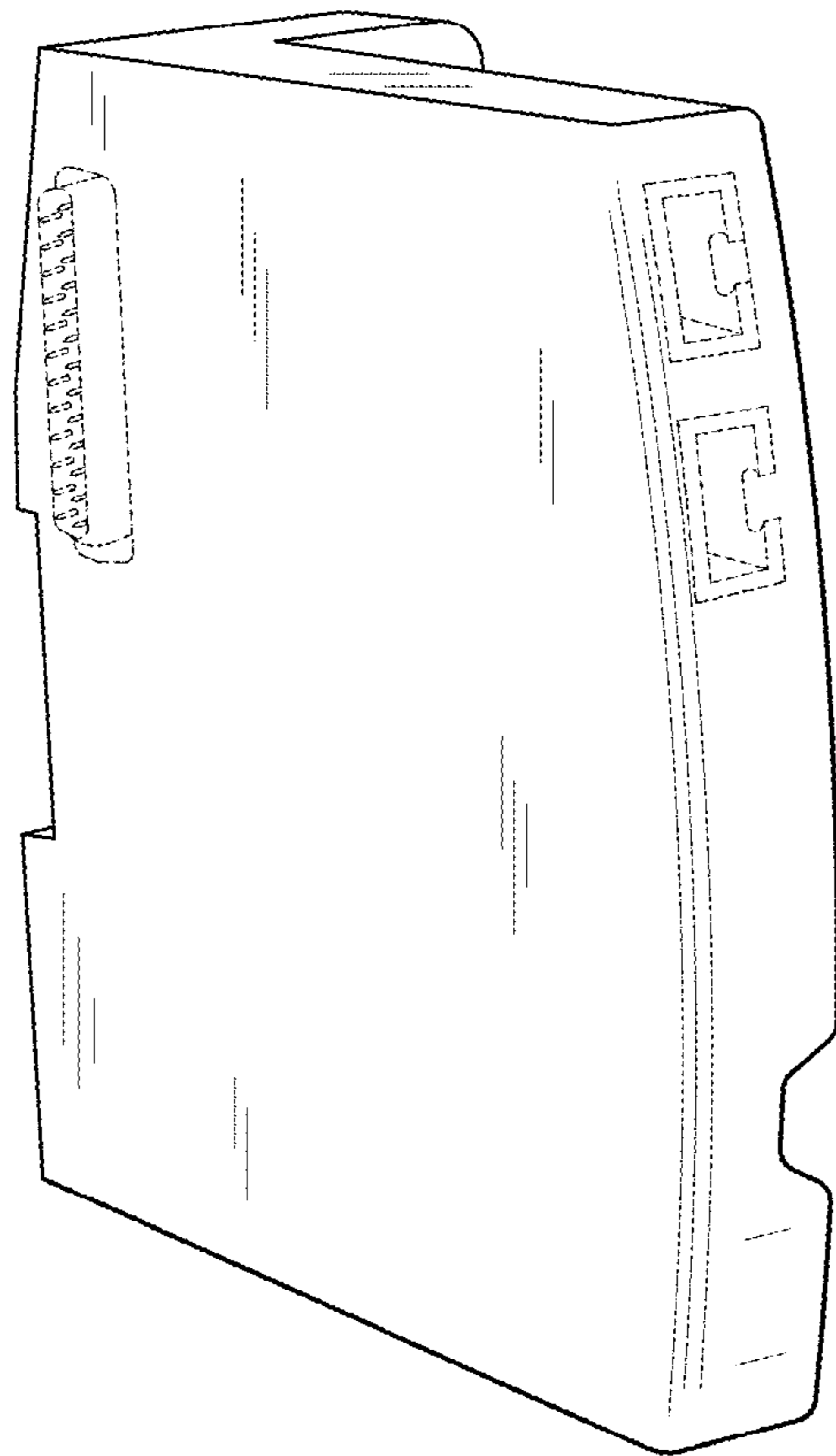


FIG. 1

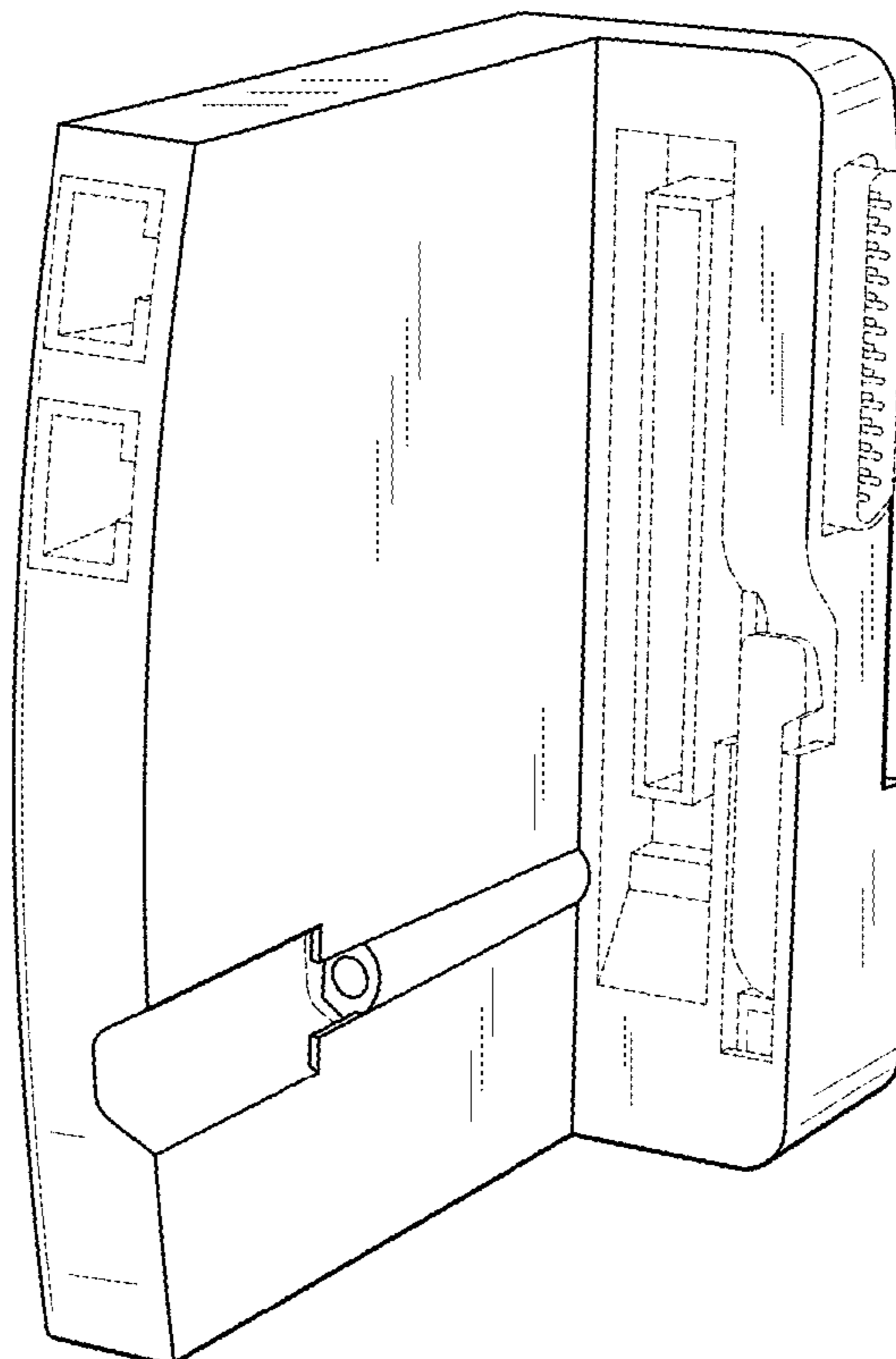


FIG. 2

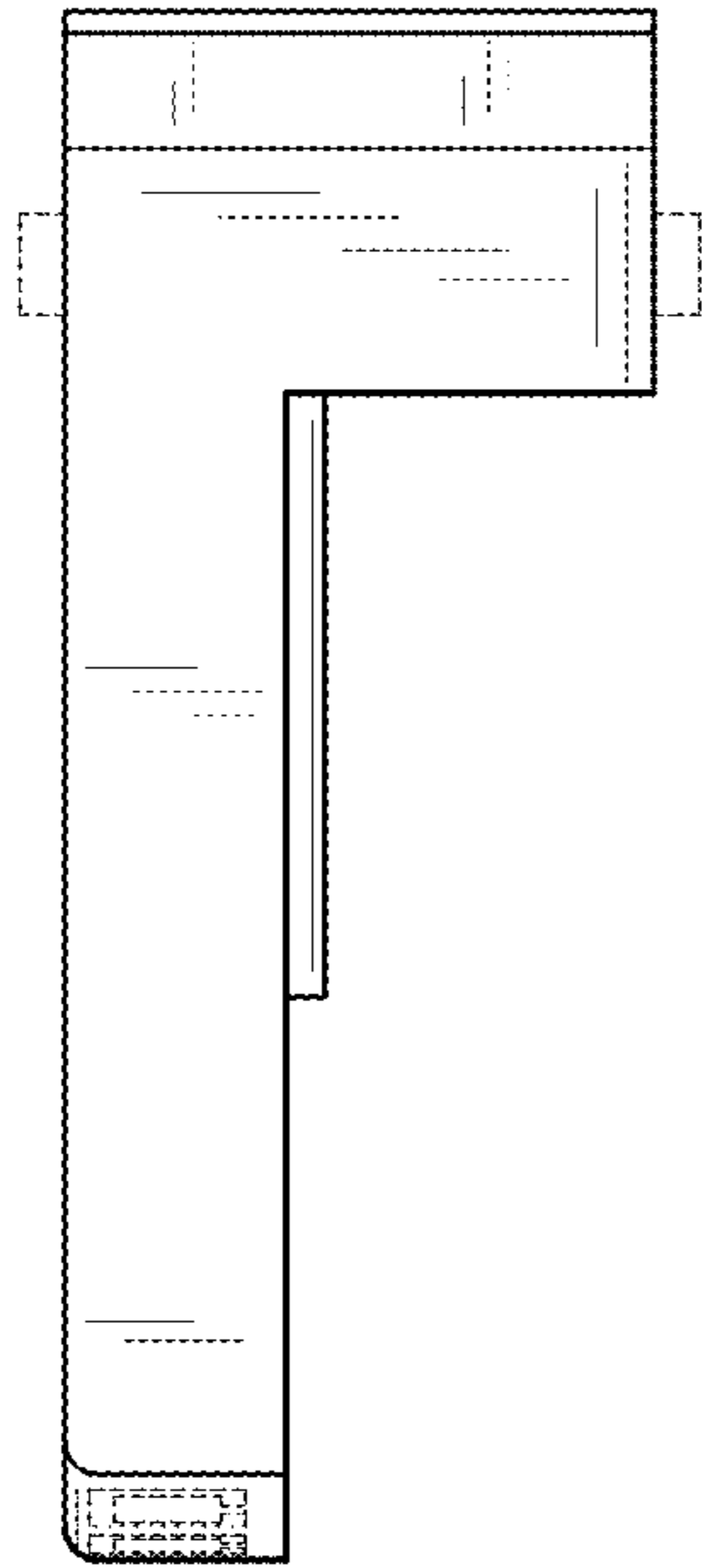


FIG. 4

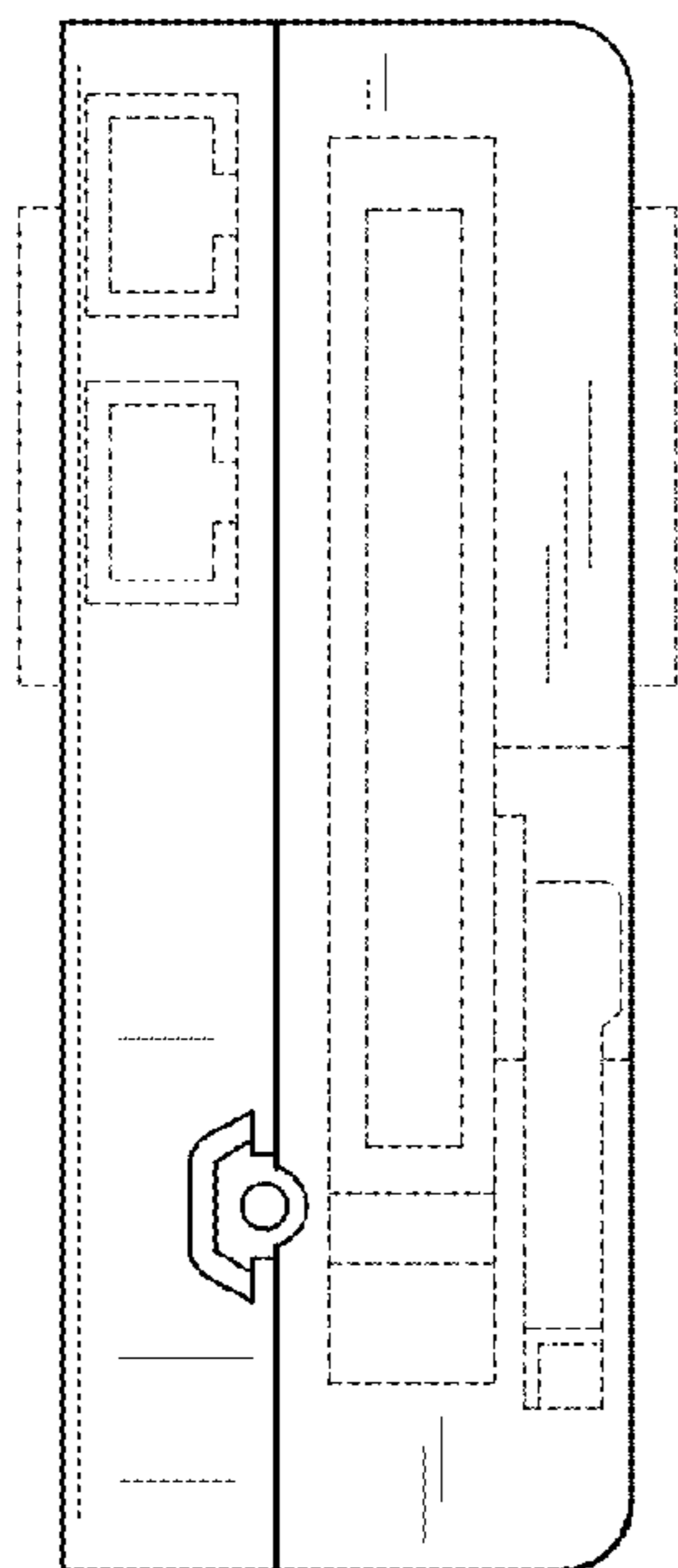


FIG. 3

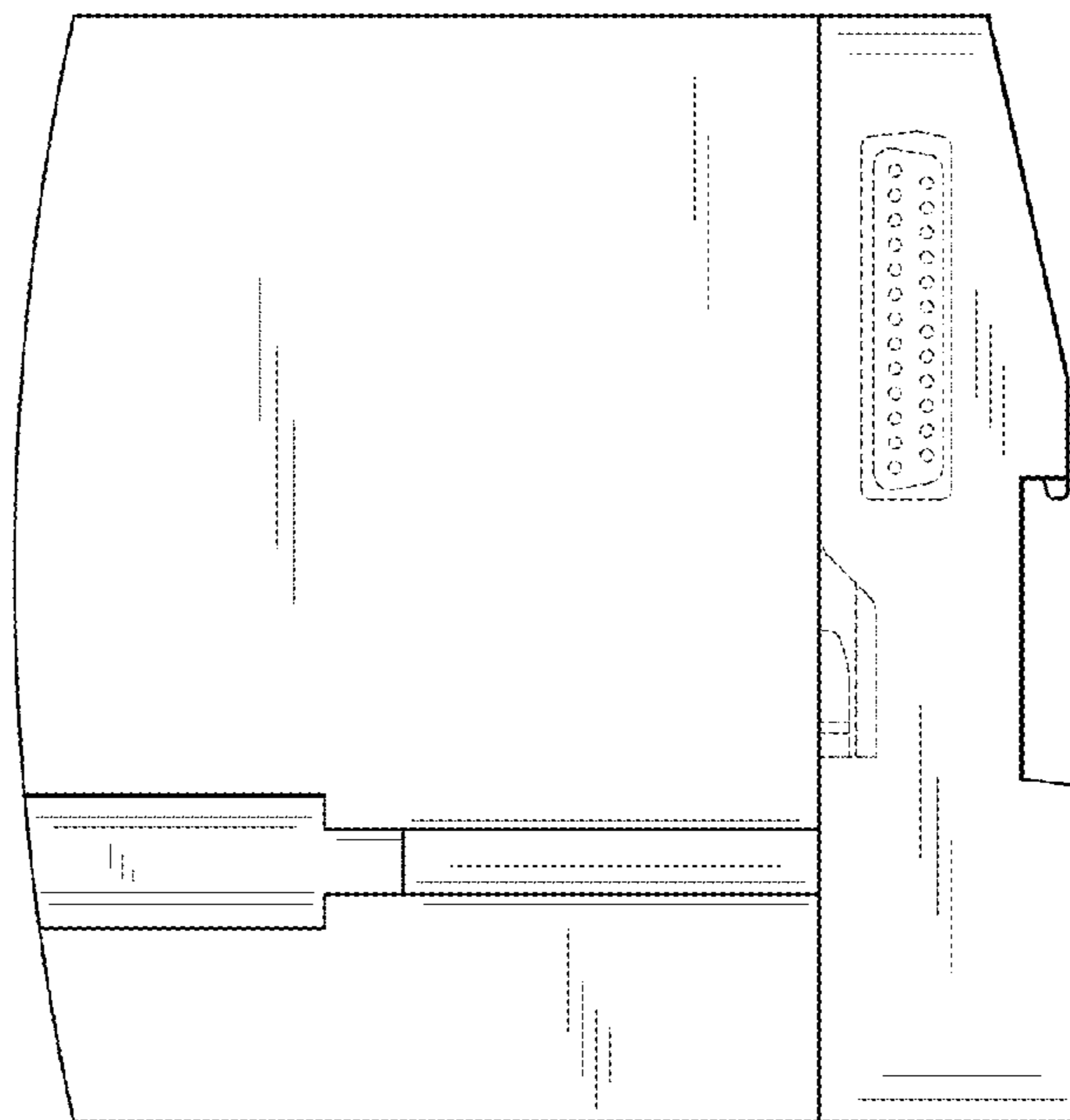


FIG. 5

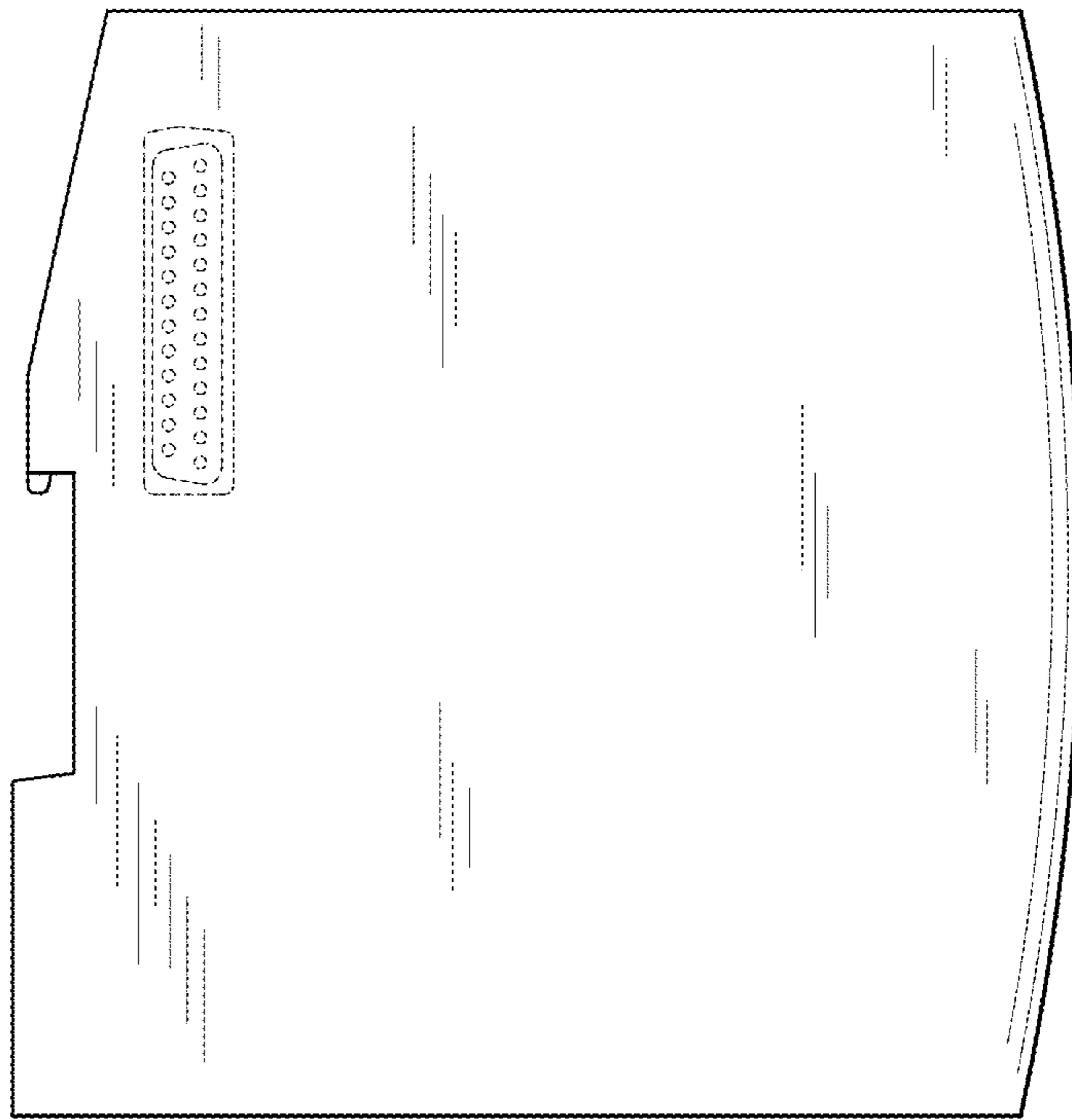


FIG. 6

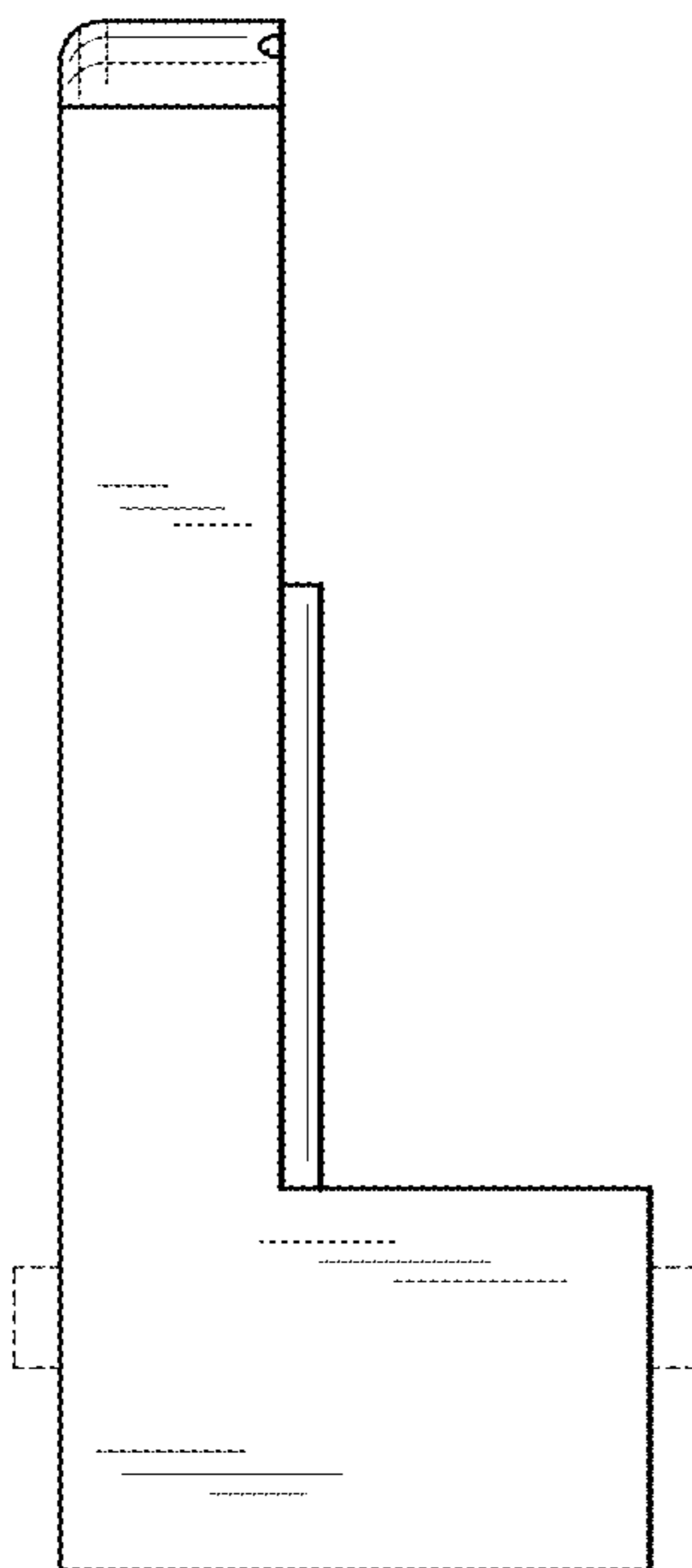


FIG. 7

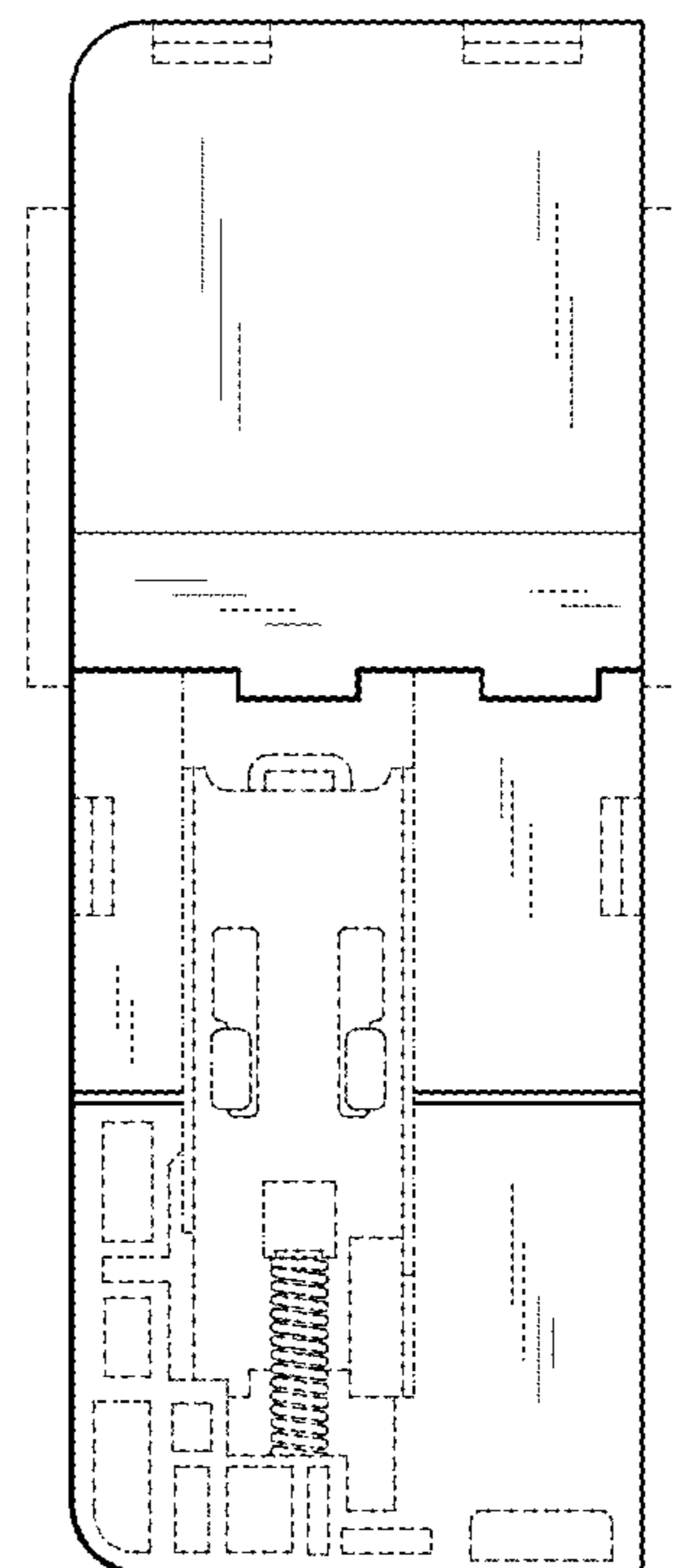


FIG. 8